SANTA CRUZ CITY SCHOOLS DISTRICT
REGULAR MEETING FOR THE ELEMENTARY AND SECONDARY DISTRICTS
WEDNESDAY, SEPTEMBER 23, 2020
OPEN SESSION BEGINS AT 6:30 P.M.
ZOOM REMOTE BOARD MEETING

POSTED
DATE:
TIME:
LOCATION:
EMPLOYEE:

COMMUNITY MEMBERS CAN PARTICIPATE REMOTELY VIA ZOOM:
Click on this link to join meeting. Meeting Password: SCCS

If a member of the community would like to submit public comment on an open session item in lieu of speaking on zoom, please email the Board Clerk at boardclerk@sccs.net by 12:00 p.m. on September 23, 2020.

AGENDA

	Item	*Purpose / Support*
	Agenda (Estimated Time)	
1.	**Convene Closed Session**	***6:00 p.m.***
1.1.	Roll Call	
1.2.	Public Comments prior to Closed Session	*Members of the public may comment on items that ARE listed on the Closed Session Agenda.* ***If you have a comment regarding an item on the agenda prior to closed session, please submit your comment via email to boardclerk@sccs.net.***
2.	**Closed Session Items**	
2.1.	Certificated/Classified/Management Leaves, Retirements, Resignations & Appointments	***6:05 p.m.*** *Information for possible action*
2.2.	Public Employee Discipline/Dismissal/Release/Complaint (Govt. Code Section 54957)	***6:10 p.m.*** *Information for possible action*
3.	**Convene Open Session**	***6:30 p.m.***
3.1.	Welcome	
3.2.	Agenda Changes, Additions or Deletions & Announcements	
4.	**Public Comments**	*For presentations of matters **not** on the Agenda.* *3 minutes for individuals; 15 minutes per subject.* ***Note to Members of the Public: Thank you for taking the time to attend this meeting. Santa Cruz City School Board Members appreciate your presence and your comments regarding items not on the agenda are valued. Per Santa Cruz City Schools Board Bylaw protocols, Trustees will not comment on Public Comments during this time.***

SANTA CRUZ CITY SCHOOLS DISTRICT
REGULAR MEETING FOR THE ELEMENTARY
AND SECONDARY DISTRICTS
WEDNESDAY, SEPTEMBER 23, 2020
OPEN SESSION BEGINS AT 6:30 P.M.
ZOOM REMOTE BOARD MEETING

POSTED
DATE:
TIME:
LOCATION:
EMPLOYEE:

COMMUNITY MEMBERS CAN PARTICIPATE REMOTELY VIA ZOOM:
Click on this link to join meeting. Meeting Password: SCCS

If a member of the community would like to submit public comment on an open session item in lieu of speaking on zoom, please email the Board Clerk at boardclerk@sccs.net by 12:00 p.m. on September 23, 2020.

AGENDA

	Item	*Purpose / Support*
5.	**Superintendent's Report**	***6:35 p.m.***
5.1.	Superintendent's Report	
5.2.	Students' Reports	
6.	**Board Members' Reports**	***6:45 p.m.***
6.1.	Board Members' Reports	
6.2.	Board President's Report	
7.	**Approval of Minutes**	***6:55 p.m.***
7.1.	Meeting September 9, 2020	
8.	**General Public Business**	
8.1.	**Consent Agenda Non-Contract Items and Items to be Received: These matters may be passed by one roll call motion.**	***7:00 p.m.***
8.1.1.	Personnel Actions - Certificated	
8.1.2.	Personnel Actions - Classified	
8.1.3.	Purchase Orders, Bids, & Quotes	
8.1.4.	Warrant Register	
8.1.5.	Budget Transfers	
8.1.6.	4th Quarter Investment Report	
8.1.7.	Notices of Completion: Bond Projects	

SANTA CRUZ CITY SCHOOLS DISTRICT
REGULAR MEETING FOR THE ELEMENTARY
AND SECONDARY DISTRICTS
WEDNESDAY, SEPTEMBER 23, 2020
OPEN SESSION BEGINS AT 6:30 P.M.
ZOOM REMOTE BOARD MEETING

POSTED
DATE:
TIME:
LOCATION:
EMPLOYEE:

COMMUNITY MEMBERS CAN PARTICIPATE REMOTELY VIA ZOOM:
Click on this link to join meeting. Meeting Password: SCCS

If a member of the community would like to submit public comment on an open session item in lieu of speaking on zoom, please email the Board Clerk at boardclerk@sccs.net by 12:00 p.m. on September 23, 2020.

AGENDA

	Item	*Purpose / Support*
8.1.8.	Gifts	
8.2.	**Consent Agenda: General Contracts & Agreements**	
8.2.1.	**Educational Services**	
8.2.1.1.	Memorandum of Understanding: Career Technical Education Magnet Programs	
8.2.1.2.	Memorandum of Understanding and Consultant Services Agreement: SEEDS Restorative Justice Services for Santa Cruz High School	
8.2.1.3.	Special Education: Memorandums of Understanding with Neighbouring Districts	
8.2.2.	**Business Services**	
8.2.2.1.	East Bay Restaurant Supply Quote: Convection Oven Replacement	
8.2.2.2.	Crowe LLP Contract: Inspection of Student Attendance and Engagement Tracking System	
8.2.2.3.	Cooperative Contract: Ray Morgan LLC and Shasta Union High School District: Copier Equipment and Service	
8.2.3.	**Human Resources**	
8.2.3.1.	New Business: Resolution 10-20-21 Week of the School Administrator	
8.2.3.2.	New Business: Resolution 11-20-21 Week of the Classified Employees	

SANTA CRUZ CITY SCHOOLS DISTRICT
REGULAR MEETING FOR THE ELEMENTARY
AND SECONDARY DISTRICTS
WEDNESDAY, SEPTEMBER 23, 2020
OPEN SESSION BEGINS AT 6:30 P.M.
ZOOM REMOTE BOARD MEETING

POSTED
DATE:
TIME:
LOCATION:
EMPLOYEE:

COMMUNITY MEMBERS CAN PARTICIPATE REMOTELY VIA ZOOM:
Click on this link to join meeting. Meeting Password: SCCS

If a member of the community would like to submit public comment on an open session item in lieu of speaking on zoom, please email the Board Clerk at boardclerk@sccs.net by 12:00 p.m. on September 23, 2020.

AGENDA

	Item	*Purpose / Support*
8.2.3.3.	New Business: Resolution 12-20-21 Week of the Certificated Employees	
8.2.4.	**Governance/Superintendent**	
8.2.4.1.	Zoom: Additional Service Agreement	
8.3.	**Consent Agenda: Bond Projects Contracts, Agreements, Proposals, Bids & Change Orders**	
8.3.1	Brannon Corporation: Contract: Branciforte Small Schools Alternative Family Education Campus Site Work for New Modular Classroom Buildings	
8.3.2.	Leach Group: Change Order 2: Soquel High School Modernization Inspection Services	
8.3.3.	Monterey Bay Telecom, Inc.: Estimate: DeLaveaga Elementary School Cable Identification	
8.3.4.	Santa Cruz Telephone: Proposal: Branciforte Small Schools Alternative Family Education Phone Repairs	
8.4.	**Report of Closed Session Actions**	***7:10 p.m.***
8.4.1.	Report of Actions Taken in Closed Session	
8.4.2.	Acknowledgement of Gifts	
8.5.	**Items to Be Transacted and/or Discussed**	
8.5.1.	**Governance/Superintendent**	

SANTA CRUZ CITY SCHOOLS DISTRICT
REGULAR MEETING FOR THE ELEMENTARY
AND SECONDARY DISTRICTS
WEDNESDAY, SEPTEMBER 23, 2020
OPEN SESSION BEGINS AT 6:30 P.M.
ZOOM REMOTE BOARD MEETING

POSTED
DATE:
TIME:
LOCATION:
EMPLOYEE:

COMMUNITY MEMBERS CAN PARTICIPATE REMOTELY VIA ZOOM:
Click on this link to join meeting. Meeting Password: SCCS

If a member of the community would like to submit public comment on an open session item in lieu of speaking on zoom, please email the Board Clerk at boardclerk@sccs.net by 12:00 p.m. on September 23, 2020.

AGENDA

	Item	*Purpose / Support*
8.5.1.1.	Staff Report: Reopening Plan Update	***7:15 p.m.*** *Staff will provide an update on school reopening plan.*
8.5.2.	**Educational Services**	
8.5.2.1.	Staff Report: Interdistrict Transfer Update	***7:45 p.m.*** *Staff will present information in the SCCS Interdistrict Transfer process over time.*
8.5.2.2.	New Business: Learning Continuity and Attendance Plan	***8:05 p.m.*** *Recommendation: Approve the Learning Continuity and Attendance Plan*
8.5.3.	**Business Services**	
8.5.3.1.	New Business: Civic Permits Review of Facility Fees	***8:25 p.m****. Recommendation: Approve new civic permits and facility fees.*
8.5.3.2.	New Business: 2019-20 Unaudited Actuals	***8:50*** *Recommendation: Approve the 2019-20 Unaudited Actuals*
8.5.3.3.	New Business: Resolution 13-20-21 Gann Limits	***9:10*** *Recommendation: Approve the resolution for Gann Limits*
8.5.4.	**Human Resources**	*None*
8.5.5.	**Governance/Superintendent**	
8.5.5.1.	New Business: Board Policy Grading	***9:20 p.m.*** *Recommendation: Approved the policy for first and/or final reading.*
8.5.5.2.	New Business: Meeting Guidelines/ Norms/ Agreements: Discussion, Review, Next Steps	***9:35 p.m.*** *Recommendation: Discuss and make agreements about next steps for our meeting guidelines and norms.*
8.5.5.3.	Discussion: Possible Items for Future Meeting Agendas	***9:50 p.m.***
9.	**Adjournment**	

SANTA CRUZ CITY SCHOOLS DISTRICT
REGULAR MEETING FOR THE ELEMENTARY
AND SECONDARY DISTRICTS
WEDNESDAY, SEPTEMBER 23, 2020
OPEN SESSION BEGINS AT 6:30 P.M.
ZOOM REMOTE BOARD MEETING

POSTED
DATE:
TIME:
LOCATION:
EMPLOYEE:

COMMUNITY MEMBERS CAN PARTICIPATE REMOTELY VIA ZOOM:
Click on this link to join meeting. Meeting Password: SCCS

If a member of the community would like to submit public comment on an open session item in lieu of speaking on zoom, please email the Board Clerk at boardclerk@sccs.net by 12:00 p.m. on September 23, 2020.

AGENDA

	Item	*Purpose / Support*
10.	**Return to Closed Session (if necessary)**	
11.	**Closed Session Action Report (if necessary)**	
12.	**Adjournment**	

The board book for this meeting, including this agenda and back-up materials, may be viewed or downloaded online: **http://sccs.net/board_of_education** or may be viewed at the District Office, 133 Mission St. Ste. 100, Santa Cruz, CA 95060.

Public Participation:
All persons are encouraged to attend and, when appropriate, to participate in meetings of the Santa Cruz City Schools Board of Education. If you wish to speak to an item on the agenda, please be present at the beginning of the meeting as any item, upon motion, may be moved to the beginning of the agenda. Consideration of all matters is conducted in open session except those relating to litigation, personnel and employee negotiations, which, by law, may be considered in closed session.

Translation Requests:
Spanish language translation is available on an as-needed basis. Please make advance arrangements with Alyssa Martinez by telephone at (831) 429-3410 extension 220.

Las Solicitudes de Traducción:
Traducciones del inglés al español y del español al inglés están disponibles en las sesiones de la mesa directiva. Por favor haga arreglos por anticipado con Alyssa Martinez por teléfono al numero (831) 429-3410 x220.

Board Meeting Information

1. The Regular Meeting on September 23, 2020, 6:30 p.m., will be held remotely via Zoom.
2. The Regular Meeting on October 7, 2020, 6:30 p.m., will be held remotely via Zoom.
3. The Regular Meeting on October 21, 2020, 6:30 p.m., will be held remotely via Zoom.
4. The Regular Meeting on November 4, 2020, 6:30 p.m., will be held remotely via Zoom.
5. The Regular Meeting/Study Session on November 18, 2020, 6:30 p.m., will be held remotely via Zoom.
6. The Regular Meeting on December 16, 2020, 6:30 p.m., will be held remotely via Zoom.
7. The Regular Meeting on January 13, 2021, 6:30 p.m., will be held remotely via Zoom.
8. The Regular Meeting/Study Session on January 27, 2021, 6:30 p.m., will be held remotely via Zoom.

SANTA CRUZ CITY SCHOOLS DISTRICT
REGULAR MEETING FOR THE ELEMENTARY
AND SECONDARY DISTRICTS
WEDNESDAY, SEPTEMBER 23, 2020
OPEN SESSION BEGINS AT 6:30 P.M.
ZOOM REMOTE BOARD MEETING

POSTED
DATE:
TIME:
LOCATION:
EMPLOYEE:

COMMUNITY MEMBERS CAN PARTICIPATE REMOTELY VIA ZOOM:
Click on this link to join meeting. Meeting Password: SCCS

If a member of the community would like to submit public comment on an open session item in lieu of speaking on zoom, please email the Board Clerk at boardclerk@sccs.net by 12:00 p.m. on September 23, 2020.

AGENDA

9. The Regular Meeting on February 10, 2021, 6:30 p.m., will be held remotely via Zoom.
10. The Regular Meeting on February 24, 2021, 6:30 p.m., will be held remotely via Zoom.
11. The Regular Meeting on March 10, 2021, 6:30 p.m., will be held remotely via Zoom.
12. The Regular Meeting on March 24, 2021, 6:30 p.m., will be held remotely via Zoom.
13. The Regular Meeting on April 14, 2021, 6:30 p.m., will be held remotely via Zoom.
14. The Regular Meeting/Study Session on April 28, 2021, 6:30 p.m., will be held remotely via Zoom.
15. The Regular Meeting on May 5, 2021, 6:30 p.m., will be held remotely via Zoom.
16. The Regular Meeting/Study Session on May 19, 2021, 6:30 p.m., will be held remotely via Zoom.
17. The Regular Meeting on June 2, 2021, 6:30 p.m., will be held remotely via Zoom.
18. The Regular Meeting on June 16, 2021, 6:30 p.m., will be held remotely via Zoom.

MINUTES OF THE REGULAR MEETING
OF THE SANTA CRUZ CITY SCHOOLS BOARD OF EDUCATION
FOR THE ELEMENTARY AND SECONDARY DISTRICTS
SEPTEMBER 9, 2020

Convene Closed Session
Board President Ranii called this Closed Session Meeting to order at 5:30 p.m.

Public Comments for Closed Session Agenda Items
None

Convene Open Session
Board President Ranii called this Regular Meeting Open Session to order at 6:30 p.m.

Attendance at Meeting

Sheila Coonerty	Cindy Ranii	Jeremy Shonick
Patricia Threet	Deb Tracy-Proulx	Claudia Vestal

Absent: Trustee John Owen

Student Board Representative Sophie Nigh
Absent: Student Board Representative Xhu Lopez Guzman

Kris Munro, Superintendent
Dorothy Coito, Assistant Superintendent, Educational Services
Molly Parks, Assistant Superintendent, Human Resources
Jim Monreal, Assistant Superintendent, Business Services
Members of the Audience

Welcome and Format
Board President Ranii welcomed those in attendance and explained the format used for this Regular Meeting of the Board of Education.

3.2. Agenda Changes, Additions, or Deletions
None

PUBLIC COMMENTS
Parent Hannah Nevins addressed the Board to ask for more access to school libraries and tangible books for students.

SUPERINTENDENT'S REPORT

Superintendent's Report

Superintendent Munro acknowledged and expressed gratitude to Executive Assistant Sarah Miller for service to the district and the Board.

Vice President Coonerty also acknowledged and expressed gratitude to Executive Assistant Sarah Miller on behalf of the Board.

Student's Report

Student Board Representative Sophie Nigh reported working with student leadership for fundraising and fire relief efforts. Additionally, Soquel High School student leadership is actively working to provide student engagement opportunities. She also expressed gratitude and excitement about the reopening of facilities for athletics.

BOARD MEMBERS' REPORTS

Board Members' Reports

Trustee Threet expressed gratitude to Executive Assistant Sarah Miller for her service and welcomed Executive Assistant Alyssa Martinez to her new position.

Trustee Vestal also expressed gratitude to Executive Assistant Sarah Miller for her service and welcomed Executive Assistant Alyssa Martinez to her new position. She also thanked the district for the work to continue to support students and families during these challenging times.

Vice President Coonerty welcomed Executive Assistant Alyssa Martinez to her new position.

Trustee Tracy-Proulx expressed gratitude to Executive Assistant Sarah Miller for her service and welcomed Executive Assistant Alyssa Martinez to her new position.

Trustee Shonick thanked Executive Assistant Sarah Miller for her service. He also noted he had a comment concerning the minutes, to be addressed later in the agenda.

Board President's Report

President Ranii expressed gratitude to Executive Assistant Sarah Miller for her service to the Board and the District. She also welcomed Executive Assistant Alyssa Martinez to her new position as Assistant to the Superintendent. President Ranii also congratulated Trustee Threet, Trustee Coonerty, and Trustee Owen for their reappointment in 2020. All three Trustees were unopposed.

APPROVAL OF MINUTES

1. MSP (Tracy-Proulx/Vestal) 6-0, the Board of Education approved the Minutes of July 29, 2020 meeting. Trustee Shonick requested a follow up on a technology report, which was last discussed at the July 29, 2020 meeting.
2. MSP (Vestal/Coonerty) 6-0, the Board of Education approved the Minutes of August 19, 2020 meeting.
2. MSP (Tracy-Proulx/Vestal) 6-0, the Board of Education approved the Minutes of August 26, 2020 meeting.

GENERAL PUBLIC BUSINESS

Consent Agenda

8.1.1. Personnel Actions - Certificated, 8.1.2. Personnel Actions - Classified, 8.1.3. Purchase Orders, Bids, & Quotes, 8.1.4. Warrant Register, 8.1.5. Disposition of Surplus Property, 8.1.6. Revised Classified Job Descriptions, 8.2.1.1. Consultant Service Agreement: Positive Discipline, 8.2.1.2. Curriculum Contract: Newsela, 8.2.1.3. Memorandum of Understanding: Career Technical Education Magnet Programs, 8.2.1.4. Memorandum of Understanding: Santa Cruz Public Library, 8.2.4.1. Monday.com Ltd.: Membership Contract, 8.3.1 Development Group Inc.: Change Order 1: Santa Cruz High School Structured Cabling Design and Installation, 8.3.2. Development Group Inc.: Change Order 1: Soquel High School Structured Cabling Design and Installation, 8.3.3. F.O. Consulting: Proposal: Arborist Assessment Services Mission Hill Middle School Field, 8.3.4. Leach Group Inc.: Contract: Branciforte Small Schools Alternative Family Education Modular Buildings Inspections, 8.3.5. Madi 19six Architect: Change Order 1: Soquel High School Modernization Phase 3, 8.3.6. Santa Cruz Telephone: Proposal: Soquel High School Phone Repairs. Trustee Threet requested to pull items 8.1.4. Warrant Register and 8.3.3. F.O. Consulting: Proposal: Arborist Assessment Services Mission Hill Middle School Field for discussion during open session.

Vice President Coonerty motioned to approve the consent agenda, except for items 8.1.4. Warrant Register and 8.3.3. F.O. Consulting: Proposal: Arborist Assessment Services Mission Hill Middle School Field. Trustee Vestal seconded the motion.

The motion was passed by the following roll call vote:

Roll Call Vote:

Coonerty – Yes	Owen – Absent	Ranii – Yes	
Shonick – Yes	Threet – Yes	Tracy-Proulx – Yes	Vestal – Yes

Closed Session Items

Report of Actions Taken in Closed Session

Board Vice President Coonerty reported the following actions during closed session:

1. Ms. Parks shared information with the Board on Certificated/Classified/Management Leaves, Retirements, Resignations & Appointments.
2. Ms. Parks did not have any information to share with Trustees regarding Public Employee Discipline/Dismissal/Release/Complaints.
3. Mr. Monreal provided an update to the Board regarding real party property negotiations.
4. The Board President represented SCCS in discussion regarding the Superintendent's Contract.

ITEMS TO BE TRANSACTED AND/OR DISCUSSED

8.5.1.1. **New Business: Reopening Plan Update**

Superintendent Munro, along with Assistant Superintendent Parks, Assistant Superintendent Coito and Assistant Superintendent Monreal, provided an overview of the efforts the district has made to plan for reopening schools during distance learning. Staff presented County COVID data, along with information on the new state monitoring system. They shared details about athletic conditioning which is scheduled to begin September 14. The California Department of Public Health has given guidance on small cohorts for educational services that are planning to

implement a small cohort model. Other updates include surveillance testing of employees, which has been secured by Dr. Sabbah at the COE. Finally, Assistant Superintendent Monreal disclosed efforts to update civic permits policies for the district. Trustees asked questions and made comments. This report was informational in nature and no action was taken by the Board.

8.5.2.1. **New Business: CDWG: Purchase of Distance Learning Equipment: Monitors and Document Cameras for Teachers**

Assistant Superintendent Coito and Director of Elementary Curriculum Calden presented the proposal from CDWG to purchase monitors and document cameras for teachers. As discussed in a previous Board meeting, Ms. Coito explained that staff and families have identified a need for these tools to support distance learning and student engagement. Ms. Coito recommended approval of the purchase of monitors and document cameras from CDWG. Trustees asked questions and had discussion.

MSP(Coonerty/Vestal)4-2, the Board of Education approved the quote from CDWG for the purchase of monitors and document cameras.

8.5.2.2. **Public Hearing: Elementary Textbook Sufficiency**

Assistant Superintendent Coito explained that a public hearing for textbook sufficiency must be held annually to be eligible to receive instructional material funds. President Ranii opened the public hearing for public comment.

Opened: 7:56pm
Public Comment: None
Closed: 7:57pm

8.5.2.3. **New Business: Resolution 08-20-21: Elementary Textbook Sufficiency**

Assistant Superintendent Coito presented this Resolution, which attests that each elementary student in the district has or will have prior to the end of the fiscal year, sufficient textbooks or instructional materials in specified subjects that are aligned to the academic content standards. Ms. Coito recommends approval of this resolution.

MSP(Coonerty/Tracy-Proulx) 6-0, the Board of Education approved Resolution 08-20-21: Elementary Textbook Sufficiency.

8.5.2.4. **Public Hearing: Secondary Textbook Sufficiency**

Assistant Superintendent Coito explained that a public hearing for textbook sufficiency must be held annually to be eligible to receive instructional material funds. President Ranii opened the public hearing for public comment.

Opened: 7:58pm
Public Comment: None
Closed: 7:58pm

8.5.2.5. **New Business: Resolution 09-20-21: Secondary Textbook Sufficiency**

Assistant Superintendent Coito presented this Resolution, which attests that each secondary student in the district has or will have prior to the end of the fiscal year, sufficient textbooks or instructional materials in specified subjects that are aligned to the academic content standards. Ms. Coito recommends approval of this resolution.

MSP(Coonerty/Vestal) 6-0, the Board of Education approved Resolution 09-20-21: Secondary Textbook Sufficiency.

8.5.2.6. **Staff Report: Learning Continuity and Attendance Plan Overview**

Assistant Superintendent Coito presented the Learning Continuity and Attendance Plan, established by Senate Bill 98 on June 29, 2020, and the several key changes made to accountability requirements for 2020-21. The Learning Continuity and Attendance Plan memorializes the ongoing planning process for the 2020-21 school year. Stakeholder input identified many needs that were written into the Learning Continuity and Attendance Plan. Trustees asked questions and had discussion. This was the first reading of the plan and it will be brought back to the Board at the next meeting. No action was taken by the Board at this time.

8.5.2.7. **Public Hearing: Learning Continuity and Attendance Plan**

Assistant Superintendent Coito explained that a public hearing on the Learning Continuity and Attendance Plan follows to allow public input prior to being submitted for adoption at the September 23rd Board meeting. President Ranii opened the public hearing for public comment.

Opened: 8:31pm
Public Comment: None
Closed: 8:32pm

8.5.3.1. **Staff Report: Opening Enrollment Report**

Assistant Superintendent Monreal presented a report reflecting opening enrolments by school site. The report compared the actual enrollment to the projected enrollment, as well as to the October 2019 CBEDs count. Assistant Superintendent Monreal explained how the changes in enrollment affected the FTE at each of the school sites. This report was informational in nature and no action was taken by the Board at this time.

8.3.3. **F.O. Consulting: Proposal: Arborist Assessment Services Mission Hill Middle School Field**

Trustee Threet requested this item be removed from the consent agenda for discussion. Trustees discussed a desire to see the district use local services rather than out of county vendors when possible. This particular vendor, though out of county, was recommended by the site architect due to having a past working relationship. Director of Facilities Miller explained the timeline and necessary dates to meet for this upcoming project at Mission Hill Middle School.

MSP(Vestal/Tracy-Proulx) 5-1, the Board of Education approved the contract from F.O. Consulting for arborist assessment services.

8.1.4. **Warrant Register**

Trustee Threet requested this item be removed from the consent agenda for discussion. Trustees discussed the reporting process and ways to make the process more streamlined and transparent.

MSP(Coonerty/Tracy-Proulx) 5-1, the Board of Education approved the warrant register.

8.5.4.1. **Superintendent's Goals**

Superintendent Munro is committed to an open agenda and communication with Trustees, District Staff and the greater Santa Cruz school community as the district team works diligently to engage students' hearts and minds - every student, every day. Her report detailed goals and objectives for the 2020-21 school year. Each of the following district goals was addressed by Superintendent Munro with a lengthy list of action items:

Goal #1: All SCCS students will be prepared to successfully access post-secondary college and career opportunities.

Goal #2: SCCS will create positive, engaging school environments that promote the development of cognitive skills and the social emotional well-being of all students.

Goal #3: We will eliminate the achievement gaps that currently exist between demographic groups within the SCCS student community.

Goal #4: We will develop a highly collaborative, professional culture focused on supporting effective teaching.

Goal #5: SCCS will maintain a balanced budget and efficient and effective management.

Goal #6: SCCS will maintain strong communication and partnership with its diverse community.

8.5.4.2. **Discussion: Possible Items for Future Meeting Agendas**

Trustee Shonick suggested a resolution be brought to the Board that outlines the desire to purchase goods and services locally, when possible. Trustees agreed this is something they would like to see on a future agenda.

Trustee Shonick also requested a comprehensive technology report that outlines the overview and plan for technology use in the district, with an emphasis on how technology is being and will be used in distance learning and hybrid learning. Trustees agreed this is something they would like to see on a future agenda.

9. Adjournment of Meeting

As there was no further business to come before the Board of Education, Board President Ranii adjourned this Regular Meeting at 9:45 p.m.

Board Meeting Schedule Information

1. The Regular Meeting on September 23, 2020, 6:30 p.m., will be held remotely via Zoom.
2. The Regular Meeting on October 7, 2020, 6:30 p.m., will be held remotely via Zoom.
3. The Regular Meeting on October 21, 2020, 6:30 p.m., will be held remotely via Zoom.
4. The Regular Meeting on November 4, 2020, 6:30 p.m., will be held remotely via Zoom.
5. The Regular Meeting/Study Session on November 18, 2020, 6:30 p.m., will be held remotely via Zoom.

6. The Regular Meeting on December 16, 2020, 6:30 p.m., will be held remotely via Zoom.
7. The Regular Meeting on January 13, 2021, 6:30 p.m., will be held remotely via Zoom.
8. The Regular Meeting/Study Session on January 27, 2021, 6:30 p.m., will be held remotely via Zoom.
9. The Regular Meeting on February 10, 2021, 6:30 p.m., will be held remotely via Zoom.
10. The Regular Meeting on February 24, 2021, 6:30 p.m., will be held remotely via Zoom.
11. The Regular Meeting on March 10, 2021, 6:30 p.m., will be held remotely via Zoom.
12. The Regular Meeting on March 24, 2021, 6:30 p.m., will be held remotely via Zoom.
13. The Regular Meeting on April 14, 2021, 6:30 p.m., will be held remotely via Zoom.
14. The Regular Meeting/Study Session on April 28, 2021, 6:30 p.m., will be held remotely via Zoom.
15. The Regular Meeting on May 5, 2021, 6:30 p.m., will be held remotely via Zoom.
16. The Regular Meeting/Study Session on May 19, 2021, 6:30 p.m., will be held remotely via Zoom.
17. The Regular Meeting on June 2, 2021, 6:30 p.m., will be held remotely via Zoom.
18. The Regular Meeting on June 16, 2021, 6:30 p.m., will be held remotely via Zoom.

*For more details about this meeting, please visit our district website and listen to the meeting recording: http://sccs.net/board_of_education

Respectfully submitted,

Kris Munro, Superintendent
Santa Cruz City Schools

Cynthia Ranii, President
Board of Education

SANTA CRUZ CITY SCHOOL DISTRICT

AGENDA ITEM: Certificated Personnel Actions

MEETING DATE: September 23, 2020

FROM: Molly Parks, Assistant Superintendent of Human Resources

THROUGH: Kris Munro, Superintendent

RECOMMENDATION:
Approve the certificated personnel actions as submitted.

BACKGROUND:
The attached certificated personnel actions are submitted in accordance with District policy, California Education Code and the negotiated contract.

This work is in direct support of the following District goals and their corresponding metrics:

Goal #1: All SCCS students will be prepared to successfully access post-secondary college and career opportunities.
Goal #2: SCCS will create positive, engaging school environments that promote the development of cognitive skills and the social emotional well-being of all students.
Goal #3: We will eliminate the achievement gaps that currently exist between demographic groups within the SCCS student community.
Goal #4: We will develop a highly collaborative, professional culture focused on supporting effective teaching.

2020-2021 APPOINTMENTS:

Certificated:

David Ezroj, 1.0 2nd/3rd Grade Teacher at DeLaveaga Elementary. David's educational background includes a BA in History and an MA in Education from UC Santa Cruz. He holds a Clear Multiple Subject Teaching Credential and an English Learners Authorization. David has three years of teaching experience and his status is Temporary.

2020-2021 EXTRA WORK ASSIGNMENTS:

Certificated:

Crysta Bullard, New Teacher PLC, Harbor High, 8/26/20 - 5/28/21, not to exceed 15 hours.

Amy Bullock, New Teacher PLC, Harbor High, 8/26/20 - 5/28/21, not to exceed 15 hours.

John Churilla, New Teacher PLC, Harbor High, 8/26/20 - 5/28/21, not to exceed 15 hours.

Jeffrey Clarke, New Teacher PLC, Harbor High, 8/26/20 - 5/28/21, not to exceed 15 hours.

Maria De Paolos, New Teacher PLC, Harbor High, 8/26/20 - 5/28/21, not to exceed 15 hours.

Marissa Ferejohn Swett, History Pilot Support, Curriculum, Intervention & Assessment, 8/16/20 - 6/30/21, not to exceed 120 hours.

Malcolm Fliesler, SPED Student Scheduling, Soquel High, 7/20/20 - 8/10/20, not to exceed 10 hours.

Raven Graham, Class Placements, Gault Elementary, 7/27/20 -8/10/20, not to exceed 12 hours.

Jeffrey Hagar, New Teacher PLC, Harbor High, 8/26/20 - 5/28/21, not to exceed 15 hours.

Megan Hill, New Teacher PLC, Harbor High, 8/26/20 - 5/28/21, not to exceed 15 hours.

Jessica Hoffschneider, SPED Student Scheduling, Soquel High, 7/20/20 - 8/10/20, not to exceed 10 hours.

Brandy Jones, ELA Curriculum Mapping, Curriculum, Intervention & Assessment, 7/1/20 -6/30/21, not to exceed 40 hours.

David Kline, Ed Tech Planning and Curriculum Creation, Curriculum, Intervention & Assessment, 7/1/20 -8/15/20, not to exceed 20 hours.

Peter McKenzie, New Teacher PLC, Harbor High, 8/26/20 - 5/28/21, not to exceed 15 hours.

Gavin Meeker, New Teacher PLC, Harbor High, 8/26/20 - 5/28/21, not to exceed 15 hours.

Sarah Millar, New Teacher PLC, Harbor High, 8/26/20 - 5/28/21, not to exceed 15 hours.

Stacy Newsome Kerr, Ed Tech Planning and Curriculum Creation, Curriculum, Intervention & Assessment, 7/1/20 -8/15/20, not to exceed 20 hours.

Catherine Rodecker, Professional Development and Collaboration, Mission Hill Middle, 8/16/20 - 6/30/21, not to exceed 60 hours.

Ellie Schoelen, New Teacher PLC, Harbor High, 8/26/20 - 5/28/21, not to exceed 15 hours.

Katy Scowcroft, Class Placements, Gault Elementary, 7/16/20 -7/20/20, not to exceed 5 hours.

Alexandra Simpson, New Teacher PLC, Harbor High, 8/26/20 - 5/28/21, not to exceed 15 hours.

Justin Smith, After School Learning Center, Harbor High, 9/8/20 - 5/28/21, not to exceed 100 hours.

Justin Smith, New Teacher PLC, Harbor High, 8/26/20 - 5/28/21, not to exceed 15 hours.

Alyssa Snyder, SPED Student Scheduling, Soquel High, 7/20/20 - 8/10/20, not to exceed 10 hours.

Hannah Tool, New Teacher PLC, Harbor High, 8/26/20 - 5/28/21, not to exceed 15 hours.

Janet Ward, New Teacher PLC, Harbor High, 8/26/20 - 5/28/21, not to exceed 15 hours.

Shelby White, SPED Student Scheduling, Soquel High, 7/20/20 - 8/10/20, not to exceed 10 hours.

SANTA CRUZ CITY SCHOOL DISTRICT

AGENDA ITEM: Classified Personnel Actions

MEETING DATE: September 23, 2020

FROM: Molly Parks, Asst. Superintendent, Human Resources

THROUGH: Kris Munro, Superintendent

RECOMMENDATION:
Approve the classified personnel actions as submitted.

BACKGROUND:
The attached lists of classified personnel actions are submitted in accordance with the District, SCCCE Agreement and the Merit Rules.

This work is in direct support of the following district goals and their corresponding metrics:

Goal #1: All SCCS students will be prepared to successfully access post-secondary college and career opportunities.
Goal #2: SCCS will create positive, engaging school environments that promote the development of cognitive skills and the social-emotional well-being of all students.
Goal #3: We will eliminate the achievement gaps that currently exist between demographic groups within the SCCS student community.
Goal #4: We will develop a highly collaborative, professional culture focused on supporting effective teaching.

CLASSIFIED EMPLOYEE ACTIONS

Reviewed by Classified Personnel Director: Keneé Houser 9/14/20

•Employment Actions Concerning Regular Assignments•

Probationary (New Hires or Temporary Employees Made Regular):

Adler, Jacqueline, Registrar - SC, 6hrs/9mos, effective 8/27/20

Benton, Alyssa, Paraeducator-Special Education - MH, 5hrs/9mos, effective, 8/17/20

Chinello, Heather, Office Assistant - DL, 3.5hrs/9os, effective 8/17/20

Myers, Jacob, Paraeducator - Special Education - SQ, 5hrs/9mos, effective 8/17/20

Reber, Maya, Paraeducator - BSS/Monarch - 3.7hrs/9mos, effective 8/18/20

Weizman, Naomi, Office Assistant - GA, 3.5hrs/9mos, effective 8/17/20

Zahn, Chelsey, Paraeducator - Special Education - WL, 5hrs/9mos, effective 8/17/20

Promotion

Martinez, Alyssa, Executive Assistant II - Superintendent- DO, effective 8/12/20

Vargas, Alexis, Paraeducator Special Education - GA, 5hrs/9mos, effective 8/12/20

Increase/Decrease in FTE:

Tolentino, Angelica, Paraeducator - Special Education - SC, from 4.8hrs/9mos to 5.0hrs/9mos, effective 8/12/20

Separation from Service:

Heymann, Rebecca, Occupational Therapist - SPED, 1.6hrs/215 Days, resignation, effective 8/27/20

Miller, Sarah, Executive Assistant II/Supt - DO, 8hrs/12mos, resignation, effective 9/11/20

Retirement:

Bocaletti, Rossell, School Administrative Assistant IV = WL, 8hs/12mos, effective 3/31/21

•Limited Term Project (not to exceed 126 days)/Substitutes: •

New Temporary Employees:

Brake, Charlotte, Paraeducator - SPED - MH, Effective 8/31/20

Goecks, Dylan, Administrative Assistant - DO, effective 9/8/20

Existing Temporary Employees/EWR:

Manzo, Dorthy, Paraeducator-Academic Intervention - HH, not to exceed 300 hrs, 9/8/20 - 5/28/21

Mendoza Chavez, Omar, Paraeducator - HH, not to exceed 375 hrs, 9/8/20 - 5/28/21

Perez, Venus, Paraeducator - HH, not to exceed 300 hrs, 9/8/20 - 5/28/21

Existing Regular Employees/EWR:

Dennis, Dusten, Site Accounting Tech - BMS, not to exceed 80 hrs, 8/1/20 - 6/30/21

Elliott Perkins, Pamela, School Admin Assistant II, BMS, not to exceed 28 hrs, 7/29 - 8/11/20

Hernandez, Maria J, Paraeducator - HH, not to exceed 200 hrs, 9/8/20 - 5/28/21

Lopez Figueroa, Oscar, Paraeducator - MH, not to exceed 40 hrs, 8/16/20 - 5/27/21

Marizette, Gail, Office Assistant - BV, not to exceed 35 hrs, 9/10 - 10/7/20

Valdez Martinez, Office Assistant - BMS, not to exceed 10 hrs, 7/27 - 8/11/20

•Eligibility Lists Established•

Behavior Technician - Special Education

Paraeducator

Paraeducator - Academic Intervention

Parent / Community Support Coordinator

SANTA CRUZ CITY SCHOOL DISTRICT

AGENDA ITEM: Purchase Orders, Bids and Quotes

MEETING DATE: September 23, 2020

FROM: Jim Monreal, Assistant Superintendent, Business Services

THROUGH: Kris Munro, Superintendent

RECOMMENDATION:
Approve the purchase orders, quotes, bids and proposals from 09/01/2020 through 09/14/2020.

BACKGROUND:
A detailed report is attached, listing purchase orders, quotes and bids that require Board approval prior to release to vendors or ratification within 60 days as allowed by Education Code 17605. Also included for pre-approval are 2020-21 purchase orders which will be entered before the next regular Board meeting for Facility Services, Transportation, Food Services, and Central Purchasing for routine supplies and services.

The following definitions are provided to clarify the differences between purchase orders, quotes and bids:

Purchase Orders:
All purchases shall be made by formal contract or purchase order or shall be accompanied by a receipt. The Superintendent or designee may create a "blanket" or "open" purchase order system for the purchase of minor items as needed from a vendor.

Quotes:
For the purchase of materials and supplies between $15,000 and $60,000 more than one quote is required and may be verbal or written. When purchases will be $15,000 to $95,200 for contracted work other than Public Works Projects and $60,000 to $95,200 for materials and supplies, several vendors are contacted for written quotes/proposals. This process, though not as rigorous as a bid, ensures that the District has involved more than one vendor and will secure a competitive price.

Bids/RFP:
A formal process including advertising to notify prospective bidders, distribution of written specification regarding the work or materials, and compliance with legal guidelines for bidding, must be followed for contracted work other than CUPCCAA Public Works Projects projected to cost $95,200 and over, or for materials and supplies in the sum of $95,200 or over unless a Cooperative Purchasing Agreement is being utilized under PCC 20118. Under CUPCCAA

contracts may be awarded up to $60,000 without additional quotes. Informal bidding procedures are followed for Public Works projects from $60,000 to $200,000 and a formal bid process occurs for Public Works projects over $200,000 (PCC 20117(B), 20651(B). Bids are solicited from a wide pool of prospective vendors, thus assuring that when the award is made to the lowest responsible bidder and that the District receives the best price available.

This work is in direct support of the following District goal and its corresponding metrics:

Goal #5: SCCS will maintain a balanced budget and efficient and effective management.

Includes Purchase Orders dated 09/01/2020 - 09/14/2020

PO Number	Vendor Name	Requisition Information	Ordr Loc	Req Fund	Resource Description	Req Fund Order Amt
BPO21-00013	CSBA	CSBA Policy Maintenance	SUPT	01	NO REPORTING RI	6,330.00
BPO21-00014	CSBA	CSBA Membership	SUPT	01	NO REPORTING RI	15,366.00
PO21-00023	NORTH BAY FORD	Open PO for Bus Repairs	TRAN	01	TRANSPORT:HOM	1,250.00
PO21-00231	AMAZON.COM	BATTERIES FOR THERMOMETERS	DO	01	ESSER	25.00
PO21-00254	AMAZON.COM	OPEN PO -CLASSROOM SUPPLIES	SCHS	01	NO REPORTING RI	767.55
PO21-00256	PALACE BUSINESS SOL	OPEN PO - OFFICE SUPPLIES	SCHS	01	NO REPORTING RI	500.00
PO21-00427	RICO INDUSTRIES INC	STUDENT NECK GAITERS - COVID	DO	01	ESSER	5,156.39
PO21-00521	AMAZON.COM	OPEN ORDER FOR COVID SUPPLIES	DO	01	ESSER	56.73
PO21-00535	COMMUNITY PRINTERS	COVID SIGNS	DO	01	ESSER	4,000.00
PO21-00536	HOME DEPOT INC	N95 MASKS	DO	01	SB 117 PPE	544.07
PO21-00555	A-Z BUS SALES INC	CFP - Bus Repairs	TRAN	01	TRANSPORT:SPEC	2,209.08
PO21-00659	PADLET	Padlet Annual Plan	HHS	01	LCFF SUPP FUNDI	3,000.00
PO21-00660	SCHOLASTIC INC.	Scholastic magazines-Said and Crocetti	MHMS	01	LOTTERY:INSTRUC	623.60
PO21-00661	ALPHAGRAPHICS SANTA	CFP diplomas	BSS	01	NO REPORTING RI	19.63
PO21-00662	AMAZON.COM	LLMF: SE SPEECH PROGRAM ALLOCATION	SPED	01	CRF COVID	1,000.00
PO21-00663	PALACE BUSINESS SOL	20/21 SP.ED. DEPT MATERIALS/SUPPLIES	SPED	01	SE:STATE LOCAL	2,400.00
PO21-00664	CARTRIDGE WORLD	20/21: SE DEPT INK CARTRIDGE REFILLS	SPED	01	SE:STATE LOCAL	2,400.00
PO21-00665	RHINO FLEET TRACKIN	JULY 2020-APR. 2021 MONTHLY TRACKING DEVICE	M&O	01	NO REPORTING RI	7,729.20
PO21-00666	NAVIANCE INC	Naviance Consulting Hours	CURR	01	Strong Workforc	3,750.00
PO21-00667	DATAFINCH TECHNOLOG	PIZZ: 20/21 DIST-WIDE CATALYST LICENSE SUB.RENEWAL	SPED	01	LOTTERY:INSTRUC	4,785.61
PO21-00668	NAVIANCE INC	Naviance High School edition	CURR	01	Strong Workforc	20,776.60
PO21-00669	SANTA CRUZ MUNICIPA	SEWER	DO	01	NO REPORTING RI	40,000.00
PO21-00670	CIF-CCS	PP- FALL FEES	SQHS	01	Measure T	1,200.00
PO21-00671	PENINSULA SPORTS IN	PP- OFFICIALS	SQHS	01	Measure T	1,500.00
PO21-00672	CIF-CALIF INTERSCHO	PP- INV 4921	SQHS	01	Measure T	924.00
PO21-00673	OFFICE DEPOT	OPEN PO FOR OFFICE SUPPLIES	SCHS	01	NO REPORTING RI	500.00
PO21-00674	LION ELECTRIC CO US	2020 LION A BUS	TRAN	01	TRANSPORT:SPEC	.00
PO21-00675	CALIFORNIA PUBLIC E	SECTION 218 FEES	FIN	01	NO REPORTING RI	2,650.00
PO21-00676	STATE OF CALIFORNIA	TRANSITION PARTNERSHIP BILLING	FIN	01	SE:STATE LOCAL	78,999.00
PO21-00677	FULCRUM MGMT SOLUTI	THOUGHTEXCHANGE LEADER ROOM	SUPT	01	ESSER	12,000.00
PO21-00678	CONVERGEONE PAYMEN	CHROMEBOOK LEASE	DO	01	CRF COVID	169,828.61
PO21-00679	ZEARN INC	Zearn Math Licenses for Monarch	CATP	01	CRF COVID	2,500.00
PO21-00680	PAXTON PATTERSON IN	CFP--INVOICE 384081	SQHS	01	C. PERKINS CTE:	239.43
PO21-00681	STATE OF CA DEPT OF	FS Modular Registration Renewal	FS	13	CHLD NUTR:SCHO	31.00
PO21-00682	LEARNING A-Z	DLV Raz-Kids license	DLEL	01	NO REPORTING RI	1,679.20
PO21-00683	PIONEER VALLEY EDUC	Literacy Footprint Digital Reader 1st/2nd grade	BVEL	01	LOTTERY:INSTRUC	1,500.00

The preceding Purchase Orders have been issued in accordance with the District's Purchasing Policy and authorization of the Board of Trustees. It is recommended that the preceding Purchase Orders be approved and that payment be authorized upon delivery and acceptance of the items ordered.

ESCAPE ONLINE

Includes Purchase Orders dated 09/01/2020 - 09/14/2020

PO Number	Vendor Name	Requisition Information	Ordr Loc	Req Fund	Resource Description	Req Fund Order Amt
PO21-00684	AMAZON.COM	Open PO Ark books	BSS	01	LCFF SUPP FUNDI	2,500.00
PO21-00685	SAFEWAY A/C 58624	Supplies for Cooking Class	BMS	01	NO REPORTING RI	300.00
PO21-00686	A-Z BUS SALES INC	CFP - Bus Seats/Service	TRAN	01	TRANSPORT:SPEC	3,481.55
PO21-00687	MANAGEBAC INC	Online Learning Platform	HHS	01	LCFF SUPP FUNDI	4,767.00
PO21-00689	A-Z BUS SALES INC	CFP - Bus Seats/Service	TRAN	01	TRANSPORT:SPEC	3,621.55
PO21-00690	AMAZON.COM	Stethoscopes	HHS	01	LCFF SUPP FUNDI	380.74
PO21-00691	SCHOLASTIC INC.	UP FRONT DIGITAL MAGAZINE	SCHS	01	LOTTERY:INSTRUC	4,459.04
PO21-00692	AMAZON.COM	Books	HHS	01	LOTTERY:INSTRUC	362.73
PO21-00693	AMAZON.COM	SPED printer	BSS	01	SE:STATE LOCAL	218.50
PO21-00694	TOYOTA MATERIAL HAN	OPEN PO FOR GOLF CART REPAIRS	M&O	01	ONGOING & MAJO	2,000.00
PO21-00695	COAST PAPER & SUPPL	Custodial Supplies	SQHS	01	NO REPORTING RI	3,000.00
PO21-00696	CHEMTROL	20/21 OPEN PO POOL CONTROLLER PARTS AS NEEDED	M&O	01	ONGOING & MAJO	500.00
PO21-00697	AMAZON.COM	Supplies	HHS	01	NO REPORTING RI	184.48
PO21-00698	JW PEPPER & SON INC	Music	HHS	01	Measure T	198.61
PO21-00699	ELITE INTERACTIVE S	HARBOR EXTERNAL SECURITY REPAIR	M&O	01	ONGOING & MAJO	8,750.00
PO21-00700	SANTA CRUZ MUNICIPA	WATER UTILITIES GENERAL FUND	DO	01	NO REPORTING RI	376,000.00
PO21-00701	SANTA CRUZ MUNICIPA	TRASH UTILITY GENERAL	DO	01	NO REPORTING RI	150,800.00
PO21-00702	DILBECK & SONS INC	CFP-REPAIR FLOORING BV	M&O	01	ONGOING & MAJO	19,335.14
PO21-00703	LOZANO SMITH LLP	Legal Services	SUPT	01	NO REPORTING RI	65,052.50
PO21-00704	FAGEN FRIEDMAN & FU	Legal Services	EDSV	01	NO REPORTING RI	32,000.00
PO21-00705	NASDAQ CORPORATE SC	BoardbookSystem	SUPT	01	NO REPORTING RI	12,200.00
PO21-00706	COAST PAPER & SUPPL	Custodial Supplies	HHS	01	NO REPORTING RI	5,000.00
PO21-00708	CDW GOVERNMENT INC.	Chromebooks for ELEM & SEC	EDSV	01	CRF COVID	876,540.00
PO21-00709	CDW GOVERNMENT INC.	300 Teacher Laptops - Lenovo	EDSV	01	CRF COVID	210,960.00
PO21-00710	SNA	FS Memb.Dues- A Hedrick-Farr #471259	FS	13	CHLD NUTR:SCHO	132.50
PO21-00711	APPLE COMPUTER INC	Mac Laptops	GAEL	01	BAS GNT LOW-INC	4,485.92
PO21-00712	GROWING LEADERS INC	CFP - Online Leadership Curriculum	HHS	01	LCFF SUPP FUNDI	510.00
PO21-00713	SAN BERNADINO COUNT	WORKSHOP	SQHS	01	NO REPORTING RI	750.00
PO21-00714	CIF-CCS	PP - CCS ADMIN FEE	SQHS	01	Measure T	900.00
PO21-00715	SCHOLASTIC MAGAZINE	Scholastic Magazines 20-21	WLEL	01	LOTTERY:INSTRUC	4,415.00
PO21-00716	ZACI TAILORING LLC	CLEAR MASKS - COVID	SPED	01	SB 117 PPE	531.21
PO21-00718	AMS.NET	Change order referencing original PO20-00670	IT	01	NO REPORTING RI	1,719.97
PO21-00719	ALPHAGRAPHICS SANTA	SE ADMIN: COLOR REPORT PRINT JOB	SPED	01	SE:STATE LOCAL	358.89
PO21-00720	CDW GOVERNMENT INC.	Teacher Viewsonic Monitors	EDSV	01	CRF COVID	18,966.39
PO21-00721	HARTFORD LIFE	The Hartford LIFE Invoices 20/21	BUSN	01		32,160.50
PO21-00722	THE HARTFORD LTD AT	The Hartford Disability FY 20/21	BUSN	01		35,576.20
PO21-00723	MONDAY.COM LTD	Monday.com Licenses	SUPT	01	NO REPORTING RI	7,296.00
					Total	**2,286,655.12**

The preceding Purchase Orders have been issued in accordance with the District's Purchasing Policy and authorization of the Board of Trustees. It is recommended that the preceding Purchase Orders be approved and that payment be authorized upon delivery and acceptance of the items ordered.

ESCAPE ONLINE

SANTA CRUZ CITY SCHOOL DISTRICT

AGENDA ITEM: Warrant Register

MEETING DATE: September 23, 2020

FROM: Jim Monreal, Assistant Superintendent, Business Services

THROUGH: Kris Munro, Superintendent

RECOMMENDATION:
Approve the warrants on the Board Payment Report. The report covers vendor warrants issued from 09/01/2020 through 09/15/2020.

AGENDA ITEM: 8.1.4

Checks Dated 09/02/2020 through 09/15/2020

Check Number	Check Date	Pay to the Order of		Check Amount
951560	09/08/2020	AUSONIO INC		1,132,159.00
951561	09/08/2020	BELLI ARCHITECTURAL GROUP INC		3,934.00
951562	09/08/2020	DEVELOPMENT GROUP INC		18,026.66
951563	09/08/2020	SIERRA SCHOOL EQUIPMENT		11,874.51
951564	09/08/2020	Hernandez, Amariah A		870.01
951565	09/08/2020	Mena Flores, Moises		29.08
951566	09/08/2020	Scowcroft, Katy M		136.84
951567	09/08/2020	Greene, Shannon T		81.51
951568	09/08/2020	Wessels, Frank E		71.61
951569	09/08/2020	De Paolis, Maria D		550.00
951570	09/08/2020	AT&T MOBILITY		3,372.07
951571	09/08/2020	AVID CENTER		2,550.00
951572	09/08/2020	CENTRAL DRUG SYSTEM INC.		1,386.00
951573	09/08/2020	COAST PAPER & SUPPLY		1,306.90
951574	09/08/2020	DANIELSEN CO.		784.66
951575	09/08/2020	GOLD STAR FOODS		2,370.92
951576	09/08/2020	GRAY'S MUSICAL INSTRUMENTS		30.00
951577	09/08/2020	HEARTLAND PAYMENT SYSTEMS INC		5,741.00
951578	09/08/2020	INTRADO INTERACTIVE SERVICES		8,120.00
951579	09/08/2020	JERENE LACEY		9,199.95
951580	09/08/2020	LEARNING ALLY INC		6,597.00
951581	09/08/2020	MISSION HILL BLDG OWNERS ASSN		433.00
951582	09/08/2020	MITCHELL J WEATHERS DBA ORGANIZED BINDERS		5,500.00
951583	09/08/2020	MODERN TEACHER LLC		5,000.00
951584	09/08/2020	MORGAN HILL SUPPLY INC		1,989.49
951585	09/08/2020	NEW YORK TIMES		22.68
951586	09/08/2020	OFFICE DEPOT		105.09
951587	09/08/2020	P & R PAPER SUPPLY COMPANY INC		330.77
951588	09/08/2020	PALACE BUSINESS SOLUTIONS		2,405.33
951589	09/08/2020	PG&E		562.19
951590	09/08/2020	PRODUCERS DAIRY FOODS INC		380.02
951591	09/08/2020	QUADIENT FINANCE USA INC		154.36
951592	09/08/2020	REALLY GOOD STUFF INC		416.71
		Unpaid Tax	35.34	
		Expensed Amount	452.05	
951593	09/08/2020	ROGER'S REFRIGERATION INC		282.00
951594	09/08/2020	SANTA CRUZ FIRE EQUIPMENT		125.00
951595	09/08/2020	SAVVAS LEARNING COMPANY LLC		7,124.82
951596	09/08/2020	SCI CONSULTING GROUP		18,335.00
951597	09/08/2020	SCREENCASTIFY LLC		8,250.00
951598	09/08/2020	SEESAW LEARNING INC		229.15
951599	09/08/2020	SOLAR ENERGY OF AMERICA 1 LLC		5,134.96
951600	09/08/2020	SOLAR ENERGY OF AMERICA 1 LLC		9,387.81
951601	09/08/2020	SOQUEL CREEK WATER DISTRICT		53.97
951602	09/08/2020	SYSCO FOOD SERVICES OF SF		949.99
951603	09/08/2020	TEXTHELP INC		4,400.00
951604	09/08/2020	US BANK EQUIP FINANCE INC		2,856.87
951605	09/08/2020	WATSONVILLE COAST PRODUCE		1,161.25
951606	09/08/2020	SEBASTIAN ROBLES-HERNANDEZ		250.00

The preceding Checks have been issued in accordance with the District's Policy and authorization of the Board of Trustees. It is recommended that the preceding Checks be approved.

Checks Dated 09/02/2020 through 09/15/2020

Check Number	Check Date	Pay to the Order of		Check Amount
951607	09/08/2020	SAN LORENZO LUMBER AND HOME CENTER		340.18
951608	09/08/2020	UCSC-REGENTS		2,005.00
951609	09/08/2020	SOQUEL HIGH ASB		642.69
952021	09/11/2020	ANIXTER INC		30.87
952022	09/11/2020	C & N TRACTORS		268.69
952023	09/11/2020	CINTAS CORPORATIONS		111.38
952024	09/11/2020	COALITION FOR ADEQUATE SCHOOLS		591.00
952025	09/11/2020	HINES PEST & WEED CONTROL DBA R AURIA INC		375.00
952026	09/11/2020	INDEPENDENT ELECTRICAL SUPPLY		197.50
952027	09/11/2020	KELLY MOORE PAINT CO		581.01
952028	09/11/2020	MONRO INC DBA THE TIRE CHOICE		1,018.97
952029	09/11/2020	SYCAMORE FARMS		43,840.00
952030	09/11/2020	TRACK WHAT MATTERS LLC DBA RHINO FLEET TRACKING		7,729.20
952031	09/11/2020	A-Z BUS SALES INC		7,159.10
952032	09/11/2020	ALPHAGRAPHICS SANTA CRUZ		19.63
952033	09/11/2020	AMAZON.COM		1,871.73
		Unpaid Tax	1.93	
		Expensed Amount	1,873.66	
952034	09/11/2020	AT&T		125,600.28
952035	09/11/2020	AT&T		158.00
952036	09/11/2020	AT&T		26,226.20
952037	09/11/2020	BIOMETRICS4ALL INC		15.00
952038	09/11/2020	CIF-CALIF INTERSCHOLASTIC		924.00
952039	09/11/2020	CIF-CCS		1,200.00
952040	09/11/2020	CONVERGEONE INC		169,828.61
952041	09/11/2020	DANIELSEN CO.		764.28
952042	09/11/2020	DELTA CHARTER - CABRILLO		179,964.00
952043	09/11/2020	DELTA EDUCATION INC		4,350.03
952044	09/11/2020	FLYERS ENERGY LLC		185.39
952045	09/11/2020	FOLLETT SCHOOL SOLUTIONS INC		4,129.65
952046	09/11/2020	GOLD STAR FOODS		583.13
952047	09/11/2020	HENRY SCHEIN INC		1,270.98
952048	09/11/2020	LEARNING A-Z		1,605.73
952049	09/11/2020	LENZ ARTS		3,032.45
952050	09/11/2020	Nearpod Inc.		4,000.00
952051	09/11/2020	NORTH BAY FORD		1,232.15
952052	09/11/2020	P & R PAPER SUPPLY COMPANY INC		237.41
952053	09/11/2020	PALACE BUSINESS SOLUTIONS		3,802.49
952054	09/11/2020	PEAR DECK INC		11,447.00
952055	09/11/2020	PENINSULA SPORTS INC		1,500.00
952056	09/11/2020	PHOENIX CERAMICS SUPPLY		1,257.82
952057	09/11/2020	PRODUCERS DAIRY FOODS INC		478.17
952058	09/11/2020	ROGER'S REFRIGERATION INC		859.21
952059	09/11/2020	SANTA CRUZ AUTO PARTS INC		401.10
952060	09/11/2020	SCHOLASTIC MAGAZINES INC.		623.60
952061	09/11/2020	STAPLES TECHNOLOGY SOLUTIONS		4,615.18
952062	09/11/2020	STATE BOARD OF EQUALIZATION		1,132.40
952063	09/11/2020	STATE OF CA. CASHIER TRUST 871		31.00

The preceding Checks have been issued in accordance with the District's Policy and authorization of the Board of Trustees. It is recommended that the preceding Checks be approved.

Checks Dated 09/02/2020 through 09/15/2020

Check Number	Check Date	Pay to the Order of	Check Amount
952064	09/11/2020	STATE OF CALIFORNIA DEPARTMENT OF REHABILITATION	19,749.75
952065	09/11/2020	SYSCO FOOD SERVICES OF SF	1,956.35
952066	09/11/2020	WATSONVILLE COAST PRODUCE	1,186.75
952067	09/11/2020	ZEARN INC	10,000.00
952068	09/11/2020	JULIE EGDAHL	57.08
952069	09/11/2020	White, Lani U	320.76
952070	09/11/2020	Wessels, Frank E	65.39
952071	09/11/2020	Perry, Julianna P	275.00
952072	09/11/2020	Day-Smith, Jan M	150.00
952073	09/11/2020	Aragon, Emiliano R	121.28
952074	09/11/2020	ABACHERLI FENCE CO	48,877.50
952075	09/11/2020	DEVELOPMENT GROUP INC	216,795.99
952076	09/11/2020	ENGINEERED INSTALLATION SOLTNS	9,750.00
952077	09/11/2020	HART FLOOR CO.	3,691.70
952078	09/11/2020	LEACH GROUP INC	12,000.00
952079	09/11/2020	LEATHERMAN, DON B	935.00
952080	09/11/2020	M3 ENVIRONMENTAL CONSULTING	19,750.00
952081	09/11/2020	MADI 19SIX ARCHITECTS	224,891.38
952082	09/11/2020	PSR ELECTRIC	11,174.80
952083	09/11/2020	TROXELL COMMUNICATIONS INC	36,432.15
952084	09/11/2020	VERDE DESIGN INC	13,655.00
952085	09/11/2020	SIERRA SCHOOL EQUIPMENT	363,543.95
		Total Number of Checks **115**	**2,898,649.22**

Fund Recap

Fund	Description	Check Count	Expensed Amount
01	GENERAL/COUNTY SCHOOL	81	752,550.42
11	ADULT EDUCATION	1	112.44
13	CAFETERIA SPECIAL REVENUE	18	18,281.99
21	BUILDING	15	1,763,947.69
25	CAPITAL FACILITIES	1	363,543.95
73	FOUNDATION PRIVATE-PURPOSE TRU	1	250.00
	Total Number of Checks	**115**	2,898,686.49
	Less Unpaid Tax Liability		37.27
	Net (Check Amount)		**2,898,649.22**

The preceding Checks have been issued in accordance with the District's Policy and authorization of the Board of Trustees. It is recommended that the preceding Checks be approved.

SANTA CRUZ CITY SCHOOL DISTRICT

AGENDA ITEM: Budget Transfers

MEETING DATE: September 23, 2020

FROM: Jim Monreal, Assistant Superintendent Business Services

THROUGH: Kris Munro, Superintendent

RECOMMENDATION:
Approve 20-21 budget transfers dated from 8/4/20 through 8/31/20, BR#21-00138 – BR#21-00205. The report follows.

BACKGROUND:
Ed Code 42600 requires that the Board approve budget transfers that are made between major expense object codes, or from reserves.

FISCAL IMPACT:
None.

This work is in direct support of the following District goal and its corresponding metrics:

Goal #5: SCCS will maintain a balanced budget and efficient and effective management.

Effective 08/04/2020 through 08/31/2020 **Fiscal Year 2021**

Account	Description		From	To
Fund **01**				
JE # **BR21-00138** JE Trans Date 08/04/2020 JE Posted 08/04/2020 Comment JL-Add budget for AMS.NET for change order				
(001305) 01- 0000- 0- 0000- 7700- 4400- 857- 0000	NO REPORTING RE,NON-CAPITALIZED,CENTRALIZED DAT	CR		1,703.00
(001315) 01- 0000- 0- 0000- 7700- 5900- 857- 0000	NO REPORTING RE,COMMUNICATIONS,CENTRALIZED DAT	DR	1,703.00	
			1,703.00	**1,703.00**
JE # **BR21-00140** JE Trans Date 08/04/2020 JE Posted 08/04/2020 Comment BD- ELA Mapping EWRs				
(011866) 01- 4127- 0- 1110- 1000- 1130- 430- 0000	ESEA:STDNT SUPP,CERT SALARY:EWA,INSTRUCTION	CR		14,400.00
(011907) 01- 4127- 0- 1110- 1000- 3101- 430- 0000	ESEA:STDNT SUPP,STRS:CERT,INSTRUCTION	CR		2,326.00
(011908) 01- 4127- 0- 1110- 1000- 3331- 430- 0000	ESEA:STDNT SUPP,MEDICARE:CERT,INSTRUCTION	CR		209.00
(011703) 01- 4127- 0- 1110- 1000- 3501- 430- 0000	ESEA:STDNT SUPP,STATE UNEMPLOYM,INSTRUCTION	CR		8.00
(011867) 01- 4127- 0- 1110- 1000- 3601- 430- 0000	ESEA:STDNT SUPP,WORKERS' COMP:C,INSTRUCTION	CR		283.00
(005634) 01- 4127- 0- 1110- 1000- 5200- 430- 0000	ESEA:STDNT SUPP,TRAVEL & CONFER,INSTRUCTION	DR	17,226.00	
			17,226.00	**17,226.00**
JE # **BR21-00141** JE Trans Date 08/04/2020 JE Posted 08/04/2020 Comment BGT-BL-BUSINESS CARDS				
(000605) 01- 0000- 0- 0000- 2700- 5800- 035- 0000	NO REPORTING RE,PROF/CONSULT SE,SCHOOL ADMINIST	CR		87.00
(001936) 01- 0000- 0- 1110- 1000- 4300- 035- 0000	NO REPORTING RE,MATERIALS & SUP,INSTRUCTION	DR	87.00	
			87.00	**87.00**
JE # **BR21-00142** JE Trans Date 08/05/2020 JE Posted 08/05/2020 Comment JL-Add for Community Printers				
(018881) 01- 0000- 0- 0000- 8200- 4300- 849- EMER	NO REPORTING RE,MATERIALS & SUP,OPERATIONS	CR		4,500.00
	Net increase to Appropriations		**.00**	**4,500.00**
JE # **BR21-00143** JE Trans Date 08/05/2020 JE Posted 08/05/2020 Comment 1450.00BGT-WASC ADD'L MEMBERSHIP INV				
(016021) 01- 0000- 0- 0000- 2100- 5300- 855- 5501	NO REPORTING RE,DUES & MEMBERSH,INSTR SUPERVISI	CR		1,450.00
	Net increase to Appropriations		**.00**	**1,450.00**
JE # **BR21-00152** JE Trans Date 08/06/2020 JE Posted 08/06/2020 Comment JL-Thought Exchange Membership for the District				
(020895) 01- 3210- 0- 0000- 7150- 5300- 053- 0000	ESSER,DUES & MEMBERSH,SUPERINTENDENT	CR		12,000.00
(020509) 01- 3210- 0- 1110- 1000- 4399- 020- 0000	ESSER,HOLDING ACCOUNT,INSTRUCTION	DR	4,200.00	
(020510) 01- 3210- 0- 1110- 1000- 4399- 030- 0000	ESSER,HOLDING ACCOUNT,INSTRUCTION	DR	7,800.00	
			12,000.00	**12,000.00**

Selection Grouped by Org, Fiscal Year, JE# - Sorted by JE Item #, (Org = 14, JE Type = B, Starting Transaction Date = 8/1/2020, Ending Transaction Date = 8/31/2020, Unposted JEs? = N, End Bud Bal? = O, JE# Page Break? = N, Description? = A, Recap? = N)

ESCAPE ONLINE

Effective 08/04/2020 through 08/31/2020 **Fiscal Year 2021**

Fund **01** (continued)

Account	Description		From	To
JE # **BR21-00153** JE Trans Date 08/07/2020 JE Posted 08/07/2020 Comment BD- World Langauge EWRs				
(011866) 01- 4127- 0- 1110- 1000- 1130- 430- 0000	ESEA:STDNT SUPP,CERT SALARY:EWA,INSTRUCTION	CR		864.00
(011907) 01- 4127- 0- 1110- 1000- 3101- 430- 0000	ESEA:STDNT SUPP,STRS:CERT,INSTRUCTION	CR		159.00
(011908) 01- 4127- 0- 1110- 1000- 3331- 430- 0000	ESEA:STDNT SUPP,MEDICARE:CERT,INSTRUCTION	CR		13.00
(011703) 01- 4127- 0- 1110- 1000- 3501- 430- 0000	ESEA:STDNT SUPP,STATE UNEMPLOYM,INSTRUCTION	CR		1.00
(011867) 01- 4127- 0- 1110- 1000- 3601- 430- 0000	ESEA:STDNT SUPP,WORKERS' COMP:C,INSTRUCTION	CR		18.00
(005634) 01- 4127- 0- 1110- 1000- 5200- 430- 0000	ESEA:STDNT SUPP,TRAVEL & CONFER,INSTRUCTION	DR	1,055.00	
			1,055.00	**1,055.00**
JE # **BR21-00154** JE Trans Date 08/07/2020 JE Posted 08/07/2020 Comment BL-DU7259 AR'S				
(008288) 01- 9010- 0- 1150- 1000- 4300- 500- 4050	OTHER RESTRICTE,MATERIALS & SUP,INSTRUCTION	CR		1,312.00
(007608) 01- 9010- 0- 0000- 0000- 8699- 500- 4050	OTHER RESTRICTE,ALL OTHER LOCAL	DR		1,312.00
(002979) 01- 0150- 0- 1110- 1000- 1160- 020- 0000	MASTER/OTHER TE,CERT SALARY:STI,INSTRUCTION	CR		500.00
(002971) 01- 0150- 0- 0000- 0000- 8699- 020- 0000	MASTER/OTHER TE,ALL OTHER LOCAL	DR		500.00
(007924) 01- 9010- 0- 0000- 8110- 4300- 049- FACU	OTHER RESTRICTE,MATERIALS & SUP,MAINTENANCE	CR		120.00
(007599) 01- 9010- 0- 0000- 0000- 8699- 049- FACU	OTHER RESTRICTE,ALL OTHER LOCAL	DR		120.00
	Net increase to Appropriations		**.00**	**3,864.00**
JE # **BR21-00155** JE Trans Date 08/07/2020 JE Posted 08/07/2020 Comment BD- Math Plus stipends				
(004274) 01- 3010- 0- 1110- 1000- 1160- 432- 0000	BAS GNT LOW-INC,CERT SALARY:STI,INSTRUCTION	CR		10,000.00
(004303) 01- 3010- 0- 1110- 1000- 3101- 432- 0044	BAS GNT LOW-INC,STRS:CERT,INSTRUCTION	CR		1,840.00
(004346) 01- 3010- 0- 1110- 1000- 3331- 432- 0000	BAS GNT LOW-INC,MEDICARE:CERT,INSTRUCTION	CR		145.00
(004377) 01- 3010- 0- 1110- 1000- 3501- 432- 0000	BAS GNT LOW-INC,STATE UNEMPLOYM,INSTRUCTION	CR		5.00
(004402) 01- 3010- 0- 1110- 1000- 3601- 432- 0000	BAS GNT LOW-INC,WORKERS' COMP:C,INSTRUCTION	CR		201.00
(004440) 01- 3010- 0- 1110- 1000- 4300- 432- 0000	BAS GNT LOW-INC,MATERIALS & SUP,INSTRUCTION	DR	12,191.00	
			12,191.00	**12,191.00**
JE # **BR21-00156** JE Trans Date 08/10/2020 JE Posted 08/10/2020 Comment PS-CONFERENCE FEES				
(004465) 01- 3010- 0- 1110- 1000- 5200- 433- 0044	BAS GNT LOW-INC,TRAVEL & CONFER,INSTRUCTION	CR		788.00
(004442) 01- 3010- 0- 1110- 1000- 4300- 433- 0044	BAS GNT LOW-INC,MATERIALS & SUP,INSTRUCTION	DR	788.00	
			788.00	**788.00**
JE # **BR21-00157** JE Trans Date 08/10/2020 JE Posted 08/10/2020 Comment AMB-ELEM/MH BUDGET REVENUE				
(011872) 01- 6512- 0- 5750- 3110- 4300- 220- 0000	SE:MENTAL HEALT,MATERIALS & SUP,GUIDANCE & COUN	CR		4,500.00
(007158) 01- 6512- 0- 5750- 3110- 5200- 220- 0000	SE:MENTAL HEALT,TRAVEL & CONFER,GUIDANCE & COUN	DR	4,500.00	

Selection Grouped by Org, Fiscal Year, JE# - Sorted by JE Item #, (Org = 14, JE Type = B, Starting Transaction Date = 8/1/2020, Ending Transaction Date = 8/31/2020, Unposted JEs? = N, End Bud Bal? = O, JE# Page Break? = N, Description? = A, Recap? = N)

ESCAPE ONLINE

Account	Description		From	To
Fund **01** (continued)				
			4,500.00	**4,500.00**
JE # **BR21-00159** JE Trans Date 08/11/2020 JE Posted 08/11/2020 Comment BGT-RB-BLUE FOLDERS				
(001984) 01-0000-0-1110-1000-5800-027-0000	NO REPORTING RE,PROF/CONSULT SE,INSTRUCTION	CR		908.00
(001930) 01-0000-0-1110-1000-4300-027-0000	NO REPORTING RE,MATERIALS & SUP,INSTRUCTION	DR	908.00	
			908.00	**908.00**
JE # **BR21-00160** JE Trans Date 08/11/2020 JE Posted 08/11/2020 Comment BGT-PS-MESA PROGRAM				
(003680) 01-0700-0-1110-1000-5800-033-0000	LCFF SUPP FUNDI,PROF/CONSULT SE,INSTRUCTION	CR		9,481.00
(003646) 01-0700-0-1110-1000-4300-033-0000	LCFF SUPP FUNDI,MATERIALS & SUP,INSTRUCTION	DR	9,481.00	
			9,481.00	**9,481.00**
JE # **BR21-00161** JE Trans Date 08/11/2020 JE Posted 08/11/2020 Comment ST-Reduce budgets per 7/30/20				
(003686) 01-0700-0-1110-1000-5800-833-0000	LCFF SUPP FUNDI,PROF/CONSULT SE,INSTRUCTION	DR	20,650.00	
(003687) 01-0700-0-1110-1000-5800-834-0000	LCFF SUPP FUNDI,PROF/CONSULT SE,INSTRUCTION	DR	20,650.00	
(003688) 01-0700-0-1110-1000-5800-835-0000	LCFF SUPP FUNDI,PROF/CONSULT SE,INSTRUCTION	DR	20,650.00	
(014732) 01-0700-0-0000-3110-5800-831-0000	LCFF SUPP FUNDI,PROF/CONSULT SE,GUIDANCE & COUN	DR	2,000.00	
(003875) 01-0700-0-3200-1000-5800-836-0000	LCFF SUPP FUNDI,PROF/CONSULT SE,INSTRUCTION	DR	10,325.00	
(014731) 01-0700-0-3100-3110-5800-838-0000	LCFF SUPP FUNDI,PROF/CONSULT SE,GUIDANCE & COUN	DR	5,490.00	
(003847) 01-0700-0-3200-1000-1100-036-0000	LCFF SUPP FUNDI,CERT:TEACHERS S,INSTRUCTION	DR	5,884.00	
(003871) 01-0700-0-3200-1000-4300-036-0000	LCFF SUPP FUNDI,MATERIALS & SUP,INSTRUCTION	CR		5,884.00
(003268) 01-0700-0-0000-3110-1900-620-0000	LCFF SUPP FUNDI,CERT:OTHER-SALA,GUIDANCE & COUN	DR	101,010.00	
(003277) 01-0700-0-0000-3110-3101-620-0000	LCFF SUPP FUNDI,STRS:CERT,GUIDANCE & COUN	DR	16,313.00	
(003295) 01-0700-0-0000-3110-3331-620-0000	LCFF SUPP FUNDI,MEDICARE:CERT,GUIDANCE & COUN	DR	1,465.00	
(003308) 01-0700-0-0000-3110-3401-620-0000	LCFF SUPP FUNDI,HEALTH & WELFAR,GUIDANCE & COUN	DR	6,804.00	
(003320) 01-0700-0-0000-3110-3501-620-0000	LCFF SUPP FUNDI,STATE UNEMPLOYM,GUIDANCE & COUN	DR	51.00	
(003333) 01-0700-0-0000-3110-3601-620-0000	LCFF SUPP FUNDI,WORKERS' COMP:C,GUIDANCE & COUN	DR	2,121.00	
(015951) 01-0700-0-0000-3110-1260-631-0000	LCFF SUPP FUNDI,SUPP LIBRARIAN,GUIDANCE & COUN	DR	5,000.00	
(015956) 01-0700-0-0000-3110-3311-631-0000	LCFF SUPP FUNDI,FICA:CERT,GUIDANCE & COUN	DR	310.00	
(015957) 01-0700-0-0000-3110-3331-631-0000	LCFF SUPP FUNDI,MEDICARE:CERT,GUIDANCE & COUN	DR	73.00	
(015959) 01-0700-0-0000-3110-3501-631-0000	LCFF SUPP FUNDI,STATE UNEMPLOYM,GUIDANCE & COUN	DR	3.00	
(015960) 01-0700-0-0000-3110-3601-631-0000	LCFF SUPP FUNDI,WORKERS' COMP:C,GUIDANCE & COUN	DR	105.00	
(015961) 01-0700-0-0000-3110-1260-632-0000	LCFF SUPP FUNDI,SUPP LIBRARIAN,GUIDANCE & COUN	DR	5,000.00	
(015966) 01-0700-0-0000-3110-3311-632-0000	LCFF SUPP FUNDI,FICA:CERT,GUIDANCE & COUN	DR	310.00	
(015967) 01-0700-0-0000-3110-3331-632-0000	LCFF SUPP FUNDI,MEDICARE:CERT,GUIDANCE & COUN	DR	73.00	
(015969) 01-0700-0-0000-3110-3501-632-0000	LCFF SUPP FUNDI,STATE UNEMPLOYM,GUIDANCE & COUN	DR	3.00	

Selection Grouped by Org, Fiscal Year, JE# - Sorted by JE Item #, (Org = 14, JE Type = B, Starting Transaction Date = 8/1/2020, Ending Transaction Date = 8/31/2020, Unposted JEs? = N, End Bud Bal? = O, JE# Page Break? = N, Description? = A, Recap? = N)

Effective 08/04/2020 through 08/31/2020 **Fiscal Year 2021**

Fund **01** (continued)

(continued) JE # **BR21-00161** JE Trans Date 08/11/2020 JE Posted 08/11/2020 Comment ST-Reduce budgets per 7/30/20

	Account	Description		From	To
(015970)	01-0700-0-0000-3110-3601-632-0000	LCFF SUPP FUNDI,WORKERS' COMP:C,GUIDANCE & COUN	DR	105.00	
(015971)	01-0700-0-0000-3110-1260-633-0000	LCFF SUPP FUNDI,SUPP LIBRARIAN,GUIDANCE & COUN	DR	5,000.00	
(015976)	01-0700-0-0000-3110-3311-633-0000	LCFF SUPP FUNDI,FICA:CERT,GUIDANCE & COUN	DR	310.00	
(015977)	01-0700-0-0000-3110-3331-633-0000	LCFF SUPP FUNDI,MEDICARE:CERT,GUIDANCE & COUN	DR	73.00	
(015979)	01-0700-0-0000-3110-3501-633-0000	LCFF SUPP FUNDI,STATE UNEMPLOYM,GUIDANCE & COUN	DR	3.00	
(015980)	01-0700-0-0000-3110-3601-633-0000	LCFF SUPP FUNDI,WORKERS' COMP:C,GUIDANCE & COUN	DR	105.00	
(014729)	01-0700-0-0000-3110-5800-634-0000	LCFF SUPP FUNDI,PROF/CONSULT SE,GUIDANCE & COUN	DR	5,490.00	
(014730)	01-0700-0-0000-3110-5800-635-0000	LCFF SUPP FUNDI,PROF/CONSULT SE,GUIDANCE & COUN	DR	5,490.00	
		Net decrease to Appropriations		**240,866.00**	**5,884.00**

JE # **BR21-00162** JE Trans Date 08/11/2020 JE Posted 08/11/2020 Comment ST-Reduce budgets 7/30/20

(015939)	01-0700-0-0000-3110-1260-621-0000	LCFF SUPP FUNDI,SUPP LIBRARIAN,GUIDANCE & COUN	DR	5,000.00	
(012202)	01-0700-0-0000-3110-3311-621-0000	LCFF SUPP FUNDI,FICA:CERT,GUIDANCE & COUN	DR	309.00	
(003296)	01-0700-0-0000-3110-3331-621-0000	LCFF SUPP FUNDI,MEDICARE:CERT,GUIDANCE & COUN	DR	73.00	
(003321)	01-0700-0-0000-3110-3501-621-0000	LCFF SUPP FUNDI,STATE UNEMPLOYM,GUIDANCE & COUN	DR	3.00	
(003334)	01-0700-0-0000-3110-3601-621-0000	LCFF SUPP FUNDI,WORKERS' COMP:C,GUIDANCE & COUN	DR	105.00	
(003258)	01-0700-0-0000-3110-1200-624-0000	LCFF SUPP FUNDI,CERT:PUPIL SUPP,GUIDANCE & COUN	DR	5,000.00	
(012204)	01-0700-0-0000-3110-3311-624-0000	LCFF SUPP FUNDI,FICA:CERT,GUIDANCE & COUN	DR	309.00	
(003298)	01-0700-0-0000-3110-3331-624-0000	LCFF SUPP FUNDI,MEDICARE:CERT,GUIDANCE & COUN	DR	73.00	
(003323)	01-0700-0-0000-3110-3501-624-0000	LCFF SUPP FUNDI,STATE UNEMPLOYM,GUIDANCE & COUN	DR	3.00	
(003336)	01-0700-0-0000-3110-3601-624-0000	LCFF SUPP FUNDI,WORKERS' COMP:C,GUIDANCE & COUN	DR	105.00	
(015942)	01-0700-0-0000-3110-1260-623-0000	LCFF SUPP FUNDI,SUPP LIBRARIAN,GUIDANCE & COUN	DR	5,000.00	
(012203)	01-0700-0-0000-3110-3311-623-0000	LCFF SUPP FUNDI,FICA:CERT,GUIDANCE & COUN	DR	309.00	
(003297)	01-0700-0-0000-3110-3331-623-0000	LCFF SUPP FUNDI,MEDICARE:CERT,GUIDANCE & COUN	DR	73.00	
(003322)	01-0700-0-0000-3110-3501-623-0000	LCFF SUPP FUNDI,STATE UNEMPLOYM,GUIDANCE & COUN	DR	3.00	
(003335)	01-0700-0-0000-3110-3601-623-0000	LCFF SUPP FUNDI,WORKERS' COMP:C,GUIDANCE & COUN	DR	105.00	
(003259)	01-0700-0-0000-3110-1200-627-0000	LCFF SUPP FUNDI,CERT:PUPIL SUPP,GUIDANCE & COUN	DR	5,000.00	
(012205)	01-0700-0-0000-3110-3311-627-0000	LCFF SUPP FUNDI,FICA:CERT,GUIDANCE & COUN	DR	309.00	
(003299)	01-0700-0-0000-3110-3331-627-0000	LCFF SUPP FUNDI,MEDICARE:CERT,GUIDANCE & COUN	DR	73.00	
(003324)	01-0700-0-0000-3110-3501-627-0000	LCFF SUPP FUNDI,STATE UNEMPLOYM,GUIDANCE & COUN	DR	3.00	
(003337)	01-0700-0-0000-3110-3601-627-0000	LCFF SUPP FUNDI,WORKERS' COMP:C,GUIDANCE & COUN	DR	105.00	
		Net decrease to Appropriations		**21,960.00**	**.00**

JE # **BR21-00163** JE Trans Date 08/11/2020 JE Posted 08/11/2020 Comment BD- CFP Makita tools

(005482)	01-3550-0-6000-1000-4300-435-0000	C. PERKINS CTE:,MATERIALS & SUP,INSTRUCTION	DR	200.00	

Selection Grouped by Org, Fiscal Year, JE# - Sorted by JE Item #, (Org = 14, JE Type = B, Starting Transaction Date = 8/1/2020, Ending Transaction Date = 8/31/2020, Unposted JEs? = N, End Bud Bal? = O, JE# Page Break? = N, Description? = A, Recap? = N)

Effective 08/04/2020 through 08/31/2020 **Fiscal Year 2021**

Account	Description		From	To
Fund **01** (continued)				
(continued) JE # **BR21-00163** JE Trans Date 08/11/2020 JE Posted 08/11/2020 Comment BD- CFP Makita tools				
(005490) 01- 3550- 0- 6000- 1000- 5800- 435- 0000	C. PERKINS CTE:,PROF/CONSULT SE,INSTRUCTION	CR		200.00
			200.00	**200.00**
JE # **BR21-00164** JE Trans Date 08/12/2020 JE Posted 08/12/2020 Comment JL-For Kajeet for 20 Verizon Hotspots				
(021041) 01- 3220- 0- 1110- 1000- 5900- 857- 0000	CRF COVID,COMMUNICATIONS,INSTRUCTION	CR		11,771.00
(020663) 01- 3220- 0- 1110- 1000- 4399- 820- 0000	CRF COVID,HOLDING ACCOUNT,INSTRUCTION	DR	4,120.00	
(020664) 01- 3220- 0- 1110- 1000- 4399- 830- 0000	CRF COVID,HOLDING ACCOUNT,INSTRUCTION	DR	7,651.00	
			11,771.00	**11,771.00**
JE # **BR21-00167** JE Trans Date 08/12/2020 JE Posted 08/12/2020 Comment St-Budget for Magnet for MOU's with COE				
(016929) 01- 0809- 0- 6000- 1000- 5800- 830- 0809	Measure T,PROF/CONSULT SE,INSTRUCTION	CR		64,000.00
(015729) 01- 0809- 0- 6000- 1000- 6500- 830- 0809	Measure T,EQUIPMENT REPLA,INSTRUCTION	DR	15,000.00	
(015730) 01- 0809- 0- 6000- 1000- 6500- 833- 0809	Measure T,EQUIPMENT REPLA,INSTRUCTION	DR	34,000.00	
(017214) 01- 0809- 0- 6000- 1000- 6500- 834- 0809	Measure T,EQUIPMENT REPLA,INSTRUCTION	DR	15,000.00	
			64,000.00	**64,000.00**
JE # **BR21-00168** JE Trans Date 08/13/2020 JE Posted 08/13/2020 Comment BGT-EWR#19920 A.MARTINEZ				
(003265) 01- 0700- 0- 0000- 3110- 1230- 035- 0000	LCFF SUPP FUNDI,CERT PUPIL SUPP,GUIDANCE & COUN	CR		720.00
(003276) 01- 0700- 0- 0000- 3110- 3101- 035- 0000	LCFF SUPP FUNDI,STRS:CERT,GUIDANCE & COUN	CR		117.00
(003294) 01- 0700- 0- 0000- 3110- 3331- 035- 0000	LCFF SUPP FUNDI,MEDICARE:CERT,GUIDANCE & COUN	CR		11.00
(003319) 01- 0700- 0- 0000- 3110- 3501- 035- 0000	LCFF SUPP FUNDI,STATE UNEMPLOYM,GUIDANCE & COUN	CR		1.00
(003332) 01- 0700- 0- 0000- 3110- 3601- 035- 0000	LCFF SUPP FUNDI,WORKERS' COMP:C,GUIDANCE & COUN	CR		15.00
(003648) 01- 0700- 0- 1110- 1000- 4300- 035- 0000	LCFF SUPP FUNDI,MATERIALS & SUP,INSTRUCTION	DR	864.00	
			864.00	**864.00**
JE # **BR21-00169** JE Trans Date 08/13/2020 JE Posted 08/13/2020 Comment BL-DU72382				
(008132) 01- 9010- 0- 1110- 1000- 4300- 035- I N35	OTHER RESTRICTE,MATERIALS & SUP,INSTRUCTION	CR		7,532.00
(021123) 01- 9010- 0- 0000- 0000- 8699- 035- I N35	OTHER RESTRICTE,ALL OTHER LOCAL	DR		7,532.00
	Net increase to Appropriations		**.00**	**15,064.00**
JE # **BR21-00170** JE Trans Date 08/14/2020 JE Posted 08/14/2020 Comment JL-COVID-19 Dispensers				
(021144) 01- 7388- 0- 0000- 3140- 4300- 820- 0000	SB 117 PPE,MATERIALS & SUP,HEALTH SERVICES	CR		1,541.00
(021145) 01- 7388- 0- 0000- 3140- 4300- 830- 0000	SB 117 PPE,MATERIALS & SUP,HEALTH SERVICES	CR		2,861.00

Selection Grouped by Org, Fiscal Year, JE# - Sorted by JE Item #, (Org = 14, JE Type = B, Starting Transaction Date = 8/1/2020, Ending Transaction Date = 8/31/2020, Unposted JEs? = N, End Bud Bal? = O, JE# Page Break? = N, Description? = A, Recap? = N)

ESCAPE ONLINE

Account	Description		From	To
Fund **01** (continued)				
	Net increase to Appropriations		**.00**	**4,402.00**
JE # **BR21-00171** JE Trans Date 08/17/2020 JE Posted 08/17/2020 Comment BGT-PS-5 STAR				
(003680) 01- 0700- 0- 1110- 1000- 5800- 033- 0000	LCFF SUPP FUNDI,PROF/CONSULT SE,INSTRUCTION	CR		1,150.00
(003646) 01- 0700- 0- 1110- 1000- 4300- 033- 0000	LCFF SUPP FUNDI,MATERIALS & SUP,INSTRUCTION	DR	1,150.00	
			1,150.00	**1,150.00**
JE # **BR21-00172** JE Trans Date 08/17/2020 JE Posted 08/17/2020 Comment BGT-EWR#20037 J.NEWTON TRAINING FOR SUBS				
(021124) 01- 3220- 0- 1110- 1000- 1130- 899- 0000	CRF COVID,CERT SALARY:EWA,INSTRUCTION	CR		72.00
(021125) 01- 3220- 0- 1110- 1000- 3101- 899- 0000	CRF COVID,STRS:CERT,INSTRUCTION	CR		12.00
(021130) 01- 3220- 0- 1110- 1000- 3331- 899- 0000	CRF COVID,MEDICARE:CERT,INSTRUCTION	CR		2.00
(021132) 01- 3220- 0- 1110- 1000- 3501- 899- 0000	CRF COVID,STATE UNEMPLOYM,INSTRUCTION	CR		1.00
(021133) 01- 3220- 0- 1110- 1000- 3601- 899- 0000	CRF COVID,WORKERS' COMP:C,INSTRUCTION	CR		2.00
(020664) 01- 3220- 0- 1110- 1000- 4399- 830- 0000	CRF COVID,HOLDING ACCOUNT,INSTRUCTION	DR	89.00	
			89.00	**89.00**
JE # **BR21-00174** JE Trans Date 08/17/2020 JE Posted 08/17/2020 Comment JL-COVID-19 Supplies				
(021144) 01- 7388- 0- 0000- 3140- 4300- 820- 0000	SB 117 PPE,MATERIALS & SUP,HEALTH SERVICES	CR		175.00
(021145) 01- 7388- 0- 0000- 3140- 4300- 830- 0000	SB 117 PPE,MATERIALS & SUP,HEALTH SERVICES	CR		325.00
	Net increase to Appropriations		**.00**	**500.00**
JE # **BR21-00175** JE Trans Date 08/17/2020 JE Posted 08/17/2020 Comment BD- EWR19890 Rendon				
(011866) 01- 4127- 0- 1110- 1000- 1130- 430- 0000	ESEA:STDNT SUPP,CERT SALARY:EWA,INSTRUCTION	CR		792.00
(011907) 01- 4127- 0- 1110- 1000- 3101- 430- 0000	ESEA:STDNT SUPP,STRS:CERT,INSTRUCTION	CR		146.00
(011908) 01- 4127- 0- 1110- 1000- 3331- 430- 0000	ESEA:STDNT SUPP,MEDICARE:CERT,INSTRUCTION	CR		12.00
(011703) 01- 4127- 0- 1110- 1000- 3501- 430- 0000	ESEA:STDNT SUPP,STATE UNEMPLOYM,INSTRUCTION	CR		1.00
(011867) 01- 4127- 0- 1110- 1000- 3601- 430- 0000	ESEA:STDNT SUPP,WORKERS' COMP:C,INSTRUCTION	CR		16.00
(005634) 01- 4127- 0- 1110- 1000- 5200- 430- 0000	ESEA:STDNT SUPP,TRAVEL & CONFER,INSTRUCTION	DR	967.00	
			967.00	**967.00**
JE # **BR21-00176** JE Trans Date 08/17/2020 JE Posted 08/17/2020 Comment BGT-EWR#19923 J.SMITH				
(000377) 01- 0000- 0- 0000- 2700- 2430- 835- 0000	NO REPORTING RE,CLASS CLERICAL,SCHOOL ADMINIST	CR		173.00
(000420) 01- 0000- 0- 0000- 2700- 3202- 835- 0000	NO REPORTING RE,PERS:CLASSIFIED,SCHOOL ADMINIST	CR		36.00
(000440) 01- 0000- 0- 0000- 2700- 3312- 835- 0000	NO REPORTING RE,FICA:CLASS,SCHOOL ADMINIST	CR		11.00

Effective 08/04/2020 through 08/31/2020 **Fiscal Year 2021**

Account	Description		From	To
Fund **01** (continued)				
(continued) JE # **BR21-00176** JE Trans Date 08/17/2020 JE Posted 08/17/2020 Comment BGT-EWR#19923 J.SMITH				
(000471) 01- 0000- 0- 0000- 2700- 3332- 835- 0000	NO REPORTING RE,MEDICARE:CLASS,SCHOOL ADMINIST	CR		3.00
(000524) 01- 0000- 0- 0000- 2700- 3502- 835- 0000	NO REPORTING RE,STATE UNEMPLOYM,SCHOOL ADMINIST	CR		1.00
(000554) 01- 0000- 0- 0000- 2700- 3602- 835- 0000	NO REPORTING RE,WORKERS' COMP:C,SCHOOL ADMINIST	CR		4.00
(001936) 01- 0000- 0- 1110- 1000- 4300- 035- 0000	NO REPORTING RE,MATERIALS & SUP,INSTRUCTION	DR	228.00	
			228.00	**228.00**
JE # **BR21-00177** JE Trans Date 08/17/2020 JE Posted 08/17/2020 Comment BGT-PS-PRINTING				
(001988) 01- 0000- 0- 1110- 1000- 5800- 033- 0000	NO REPORTING RE,PROF/CONSULT SE,INSTRUCTION	CR		72.00
(001934) 01- 0000- 0- 1110- 1000- 4300- 033- 0000	NO REPORTING RE,MATERIALS & SUP,INSTRUCTION	DR	72.00	
			72.00	**72.00**
JE # **BR21-00178** JE Trans Date 08/17/2020 JE Posted 08/17/2020 Comment BD- 2019/20 Advance Carryover				
(006120) 01- 6300- 0- 0000- 0000- 8999- 520- 0000	LOTTERY:INSTRUC,CARRYOVER/CASH	DR		8,000.00
(006154) 01- 6300- 0- 1110- 1000- 4300- 520- 0000	LOTTERY:INSTRUC,MATERIALS & SUP,INSTRUCTION	CR		8,000.00
	Net increase to Appropriations		**.00**	**16,000.00**
JE # **BR21-00179** JE Trans Date 08/18/2020 JE Posted 08/18/2020 Comment BGT-11 EWRS TRAINING FOR SUBS				
(021124) 01- 3220- 0- 1110- 1000- 1130- 899- 0000	CRF COVID,CERT SALARY:EWA,INSTRUCTION	CR		792.00
(021125) 01- 3220- 0- 1110- 1000- 3101- 899- 0000	CRF COVID,STRS:CERT,INSTRUCTION	CR		128.00
(021130) 01- 3220- 0- 1110- 1000- 3331- 899- 0000	CRF COVID,MEDICARE:CERT,INSTRUCTION	CR		12.00
(021132) 01- 3220- 0- 1110- 1000- 3501- 899- 0000	CRF COVID,STATE UNEMPLOYM,INSTRUCTION	CR		1.00
(021133) 01- 3220- 0- 1110- 1000- 3601- 899- 0000	CRF COVID,WORKERS' COMP:C,INSTRUCTION	CR		16.00
(020664) 01- 3220- 0- 1110- 1000- 4399- 830- 0000	CRF COVID,HOLDING ACCOUNT,INSTRUCTION	DR	949.00	
			949.00	**949.00**
JE # **BR21-00180** JE Trans Date 08/18/2020 JE Posted 08/18/2020 Comment JL-Biodome-Bioprotectant				
(021231) 01- 7388- 0- 0000- 8200- 4300- 820- 0000	SB 117 PPE,MATERIALS & SUP,OPERATIONS	CR		168.00
(021232) 01- 7388- 0- 0000- 8200- 4300- 830- 0000	SB 117 PPE,MATERIALS & SUP,OPERATIONS	CR		311.00
	Net increase to Appropriations		**.00**	**479.00**
JE # **BR21-00181** JE Trans Date 08/07/2020 JE Posted 08/18/2020 Comment BL-REVERSE WRONG FY YR DU7259 AR'S				
(008288) 01- 9010- 0- 1150- 1000- 4300- 500- 4050	OTHER RESTRICTE,MATERIALS & SUP,INSTRUCTION	DR	1,312.00	
(007608) 01- 9010- 0- 0000- 0000- 8699- 500- 4050	OTHER RESTRICTE,ALL OTHER LOCAL	CR	1,312.00	

Selection Grouped by Org, Fiscal Year, JE# - Sorted by JE Item #, (Org = 14, JE Type = B, Starting Transaction Date = 8/1/2020, Ending Transaction Date = 8/31/2020, Unposted JEs? = N, End Bud Bal? = O, JE# Page Break? = N, Description? = A, Recap? = N)

ESCAPE ONLINE

Effective 08/04/2020 through 08/31/2020 **Fiscal Year 2021**

Fund **01** (continued)

Account	Description		From	To
(continued) JE # **BR21-00181** JE Trans Date 08/07/2020 JE Posted 08/18/2020 Comment BL-REVERSE WRONG FY YR DU7259 AR'S				
(002979) 01- 0150- 0- 1110- 1000- 1160- 020- 0000	MASTER/OTHER TE,CERT SALARY:STI,INSTRUCTION	DR	500.00	
(002971) 01- 0150- 0- 0000- 0000- 8699- 020- 0000	MASTER/OTHER TE,ALL OTHER LOCAL	CR	500.00	
(007924) 01- 9010- 0- 0000- 8110- 4300- 049- FACU	OTHER RESTRICTE,MATERIALS & SUP,MAINTENANCE	DR	120.00	
(007599) 01- 9010- 0- 0000- 0000- 8699- 049- FACU	OTHER RESTRICTE,ALL OTHER LOCAL	CR	120.00	
	Net decrease to Appropriations		**3,864.00**	**.00**
JE # **BR21-00182** JE Trans Date 08/18/2020 JE Posted 08/18/2020 Comment BGT-GM-EWR FOR G.ASHTON				
(003853) 01- 0700- 0- 3200- 1000- 2130- 036- 0000	LCFF SUPP FUNDI,CLASS INSTR AID,INSTRUCTION	CR		1,450.00
(003871) 01- 0700- 0- 3200- 1000- 4300- 036- 0000	LCFF SUPP FUNDI,MATERIALS & SUP,INSTRUCTION	DR	1,450.00	
			1,450.00	**1,450.00**
JE # **BR21-00183** JE Trans Date 08/18/2020 JE Posted 08/18/2020 Comment BGT-GM-STIPEND FOR LEAD TEACHERS				
(008382) 01- 9010- 0- 3100- 1000- 1160- 038- 0061	OTHER RESTRICTE,CERT SALARY:STI,INSTRUCTION	CR		4,790.00
(008388) 01- 9010- 0- 3100- 1000- 4300- 038- 0061	OTHER RESTRICTE,MATERIALS & SUP,INSTRUCTION	DR	4,790.00	
			4,790.00	**4,790.00**
JE # **BR21-00184** JE Trans Date 08/19/2020 JE Posted 08/19/2020 Comment BGT-EWR#20147 D.CARRILLO SPREAD BENEF				
(001378) 01- 0000- 0- 0000- 8200- 3202- 899- 0000	NO REPORTING RE,PERS:CLASSIFIED,OPERATIONS	CR		440.00
(001391) 01- 0000- 0- 0000- 8200- 3312- 899- 0000	NO REPORTING RE,FICA:CLASS,OPERATIONS	CR		132.00
(001404) 01- 0000- 0- 0000- 8200- 3332- 899- 0000	NO REPORTING RE,MEDICARE:CLASS,OPERATIONS	CR		31.00
(001429) 01- 0000- 0- 0000- 8200- 3502- 899- 0000	NO REPORTING RE,STATE UNEMPLOYM,OPERATIONS	CR		1.00
(001442) 01- 0000- 0- 0000- 8200- 3602- 899- 0000	NO REPORTING RE,WORKERS' COMP:C,OPERATIONS	CR		42.00
(001348) 01- 0000- 0- 0000- 8200- 2230- 899- 0000	NO REPORTING RE,CLASS PUPIL SUP,OPERATIONS	DR	646.00	
			646.00	**646.00**
JE # **BR21-00186** JE Trans Date 08/19/2020 JE Posted 08/19/2020 Comment BGT-JB-NEARPOD LICENSE				
(001935) 01- 0000- 0- 1110- 1000- 4300- 034- 0000	NO REPORTING RE,MATERIALS & SUP,INSTRUCTION	DR	4,000.00	
(001989) 01- 0000- 0- 1110- 1000- 5800- 034- 0000	NO REPORTING RE,PROF/CONSULT SE,INSTRUCTION	CR		4,000.00
			4,000.00	**4,000.00**
JE # **BR21-00187** JE Trans Date 08/19/2020 JE Posted 08/19/2020 Comment BD- Online student licenses				
(020799) 01- 3220- 0- 1110- 1000- 5800- 520- 0000	CRF COVID,PROF/CONSULT SE,INSTRUCTION	CR		17,000.00
(020812) 01- 3220- 0- 1110- 1000- 5800- 530- 0000	CRF COVID,PROF/CONSULT SE,INSTRUCTION	CR		85,000.00

Selection Grouped by Org, Fiscal Year, JE# - Sorted by JE Item #, (Org = 14, JE Type = B, Starting Transaction Date = 8/1/2020, Ending Transaction Date = 8/31/2020, Unposted JEs? = N, End Bud Bal? = O, JE# Page Break? = N, Description? = A, Recap? = N)

ESCAPE ONLINE

Effective 08/04/2020 through 08/31/2020 **Fiscal Year 2021**

Fund **01** (continued)

Account	Description		From	To
(continued) JE # **BR21-00187** JE Trans Date 08/19/2020 JE Posted 08/19/2020 Comment BD- Online student licenses				
(020664) 01-3220-0-1110-1000-4399-830-0000	CRF COVID,HOLDING ACCOUNT,INSTRUCTION	DR	85,000.00	
(020663) 01-3220-0-1110-1000-4399-820-0000	CRF COVID,HOLDING ACCOUNT,INSTRUCTION	DR	17,000.00	
			102,000.00	**102,000.00**
JE # **BR21-00189** JE Trans Date 08/19/2020 JE Posted 08/19/2020 Comment BL-DU72507				
(008759) 01-9016-0-1110-1000-4300-031-0051	DONATIONS,MATERIALS & SUP,INSTRUCTION	CR		500.00
(008480) 01-9016-0-0000-0000-8699-031-0051	DONATIONS,ALL OTHER LOCAL	DR		500.00
(008748) 01-9016-0-1110-1000-4300-023-0051	DONATIONS,MATERIALS & SUP,INSTRUCTION	CR		500.00
(008459) 01-9016-0-0000-0000-8699-023-0051	DONATIONS,ALL OTHER LOCAL	DR		500.00
(008772) 01-9016-0-1110-1000-4300-033-0051	DONATIONS,MATERIALS & SUP,INSTRUCTION	CR		3,000.00
(008490) 01-9016-0-0000-0000-8699-033-0051	DONATIONS,ALL OTHER LOCAL	DR		3,000.00
	Net increase to Appropriations		**.00**	**8,000.00**
JE # **BR21-00190** JE Trans Date 08/19/2020 JE Posted 08/19/2020 Comment BD- CFP AMS invoices				
(001305) 01-0000-0-0000-7700-4400-857-0000	NO REPORTING RE,NON-CAPITALIZED,CENTRALIZED DAT	CR		8,138.00
(001311) 01-0000-0-0000-7700-5800-857-0000	NO REPORTING RE,PROF/CONSULT SE,CENTRALIZED DAT	DR	8,138.00	
			8,138.00	**8,138.00**
JE # **BR21-00191** JE Trans Date 08/20/2020 JE Posted 08/20/2020 Comment JL-ADD TPP Cash Match Budget				
(006989) 01-6500-0-5770-1190-5800-058-TPPM	SE:STATE LOCAL ,PROF/CONSULT SE,SE:OTHER SPEC I	CR		78,999.00
(006880) 01-6500-0-5770-1190-1100-058-TPPM	SE:STATE LOCAL ,CERT:TEACHERS S,SE:OTHER SPEC I	DR	66,048.00	
(006904) 01-6500-0-5770-1190-3101-058-TPPM	SE:STATE LOCAL ,STRS:CERT,SE:OTHER SPEC I	DR	10,667.00	
(006922) 01-6500-0-5770-1190-3331-058-TPPM	SE:STATE LOCAL ,MEDICARE:CERT,SE:OTHER SPEC I	DR	957.00	
(006948) 01-6500-0-5770-1190-3501-058-TPPM	SE:STATE LOCAL ,STATE UNEMPLOYM,SE:OTHER SPEC I	DR	33.00	
(006962) 01-6500-0-5770-1190-3601-058-TPPM	SE:STATE LOCAL ,WORKERS' COMP:C,SE:OTHER SPEC I	DR	1,294.00	
			78,999.00	**78,999.00**
JE # **BR21-00192** JE Trans Date 08/20/2020 JE Posted 08/20/2020 Comment BD- Learning Ally, Achieve 3000 & living by chemistry PO				
(020812) 01-3220-0-1110-1000-5800-530-0000	CRF COVID,PROF/CONSULT SE,INSTRUCTION	CR		107,000.00
(020664) 01-3220-0-1110-1000-4399-830-0000	CRF COVID,HOLDING ACCOUNT,INSTRUCTION	DR	107,000.00	
			107,000.00	**107,000.00**
JE # **BR21-00194** JE Trans Date 08/21/2020 JE Posted 08/21/2020 Comment ST-Distribute balance of LCFF to Sites				

Selection Grouped by Org, Fiscal Year, JE# - Sorted by JE Item #, (Org = 14, JE Type = B, Starting Transaction Date = 8/1/2020, Ending Transaction Date = 8/31/2020, Unposted JEs? = N, End Bud Bal? = O, JE# Page Break? = N, Description? = A, Recap? = N)

ESCAPE ONLINE

Account	Description		From	To
Fund **01** (continued)				
(continued) JE # **BR21-00194** JE Trans Date 08/21/2020 JE Posted 08/21/2020 Comment ST-Distribute balance of LCFF to Sites				
(003904) 01- 0700- 0- 3300- 1000- 4300- 039- 0000	LCFF SUPP FUNDI,MATERIALS & SUP,INSTRUCTION	CR		8,892.00
(003645) 01- 0700- 0- 1110- 1000- 4300- 032- 0000	LCFF SUPP FUNDI,MATERIALS & SUP,INSTRUCTION	CR		7,506.00
(003646) 01- 0700- 0- 1110- 1000- 4300- 033- 0000	LCFF SUPP FUNDI,MATERIALS & SUP,INSTRUCTION	CR		17,910.00
(003647) 01- 0700- 0- 1110- 1000- 4300- 034- 0000	LCFF SUPP FUNDI,MATERIALS & SUP,INSTRUCTION	CR		14,540.00
(003648) 01- 0700- 0- 1110- 1000- 4300- 035- 0000	LCFF SUPP FUNDI,MATERIALS & SUP,INSTRUCTION	CR		14,774.00
(003871) 01- 0700- 0- 3200- 1000- 4300- 036- 0000	LCFF SUPP FUNDI,MATERIALS & SUP,INSTRUCTION	CR		1,500.00
(003903) 01- 0700- 0- 3300- 1000- 4300- 037- 0000	LCFF SUPP FUNDI,MATERIALS & SUP,INSTRUCTION	CR		627.00
(003904) 01- 0700- 0- 3300- 1000- 4300- 039- 0000	LCFF SUPP FUNDI,MATERIALS & SUP,INSTRUCTION	CR		436.00
	Net increase to Appropriations		**.00**	**66,185.00**
JE # **BR21-00195** JE Trans Date 08/21/2020 JE Posted 08/21/2020 Comment BD- iReady Math PD - EWRs				
(021289) 01- 3220- 0- 1160- 1000- 1130- 530- 0000	CRF COVID,CERT SALARY:EWA,INSTRUCTION	CR		3,960.00
(021290) 01- 3220- 0- 1160- 1000- 3101- 530- 0000	CRF COVID,STRS:CERT,INSTRUCTION	CR		729.00
(021295) 01- 3220- 0- 1160- 1000- 3331- 530- 0000	CRF COVID,MEDICARE:CERT,INSTRUCTION	CR		58.00
(021297) 01- 3220- 0- 1160- 1000- 3501- 530- 0000	CRF COVID,STATE UNEMPLOYM,INSTRUCTION	CR		2.00
(021298) 01- 3220- 0- 1160- 1000- 3601- 530- 0000	CRF COVID,WORKERS' COMP:C,INSTRUCTION	CR		80.00
(020664) 01- 3220- 0- 1110- 1000- 4399- 830- 0000	CRF COVID,HOLDING ACCOUNT,INSTRUCTION	DR	4,829.00	
			4,829.00	**4,829.00**
JE # **BR21-00198** JE Trans Date 08/24/2020 JE Posted 08/24/2020 Comment BD- EWR20343 Tovar				
(004290) 01- 3010- 0- 1110- 1000- 2130- 432- 0000	BAS GNT LOW-INC,CLASS INSTR AID,INSTRUCTION	CR		3,673.00
(004335) 01- 3010- 0- 1110- 1000- 3312- 432- 0000	BAS GNT LOW-INC,FICA:CLASS,INSTRUCTION	CR		228.00
(004360) 01- 3010- 0- 1110- 1000- 3332- 432- 0000	BAS GNT LOW-INC,MEDICARE:CLASS,INSTRUCTION	CR		54.00
(004391) 01- 3010- 0- 1110- 1000- 3502- 432- 0000	BAS GNT LOW-INC,STATE UNEMPLOYM,INSTRUCTION	CR		2.00
(004416) 01- 3010- 0- 1110- 1000- 3602- 432- 0000	BAS GNT LOW-INC,WORKERS' COMP:C,INSTRUCTION	CR		74.00
(004440) 01- 3010- 0- 1110- 1000- 4300- 432- 0000	BAS GNT LOW-INC,MATERIALS & SUP,INSTRUCTION	DR	4,031.00	
			4,031.00	**4,031.00**
JE # **BR21-00199** JE Trans Date 08/24/2020 JE Posted 08/24/2020 Comment BD- EWR#20208 & 19924				
(003265) 01- 0700- 0- 0000- 3110- 1230- 035- 0000	LCFF SUPP FUNDI,CERT PUPIL SUPP,GUIDANCE & COUN	CR		720.00
(003276) 01- 0700- 0- 0000- 3110- 3101- 035- 0000	LCFF SUPP FUNDI,STRS:CERT,GUIDANCE & COUN	CR		133.00
(003294) 01- 0700- 0- 0000- 3110- 3331- 035- 0000	LCFF SUPP FUNDI,MEDICARE:CERT,GUIDANCE & COUN	CR		11.00
(003319) 01- 0700- 0- 0000- 3110- 3501- 035- 0000	LCFF SUPP FUNDI,STATE UNEMPLOYM,GUIDANCE & COUN	CR		1.00
(003332) 01- 0700- 0- 0000- 3110- 3601- 035- 0000	LCFF SUPP FUNDI,WORKERS' COMP:C,GUIDANCE & COUN	CR		15.00
(018792) 01- 0700- 0- 1110- 1000- 1130- 035- 0000	LCFF SUPP FUNDI,CERT SALARY:EWA,INSTRUCTION	CR		540.00

Effective 08/04/2020 through 08/31/2020 **Fiscal Year 2021**

Account	Description		From	To
Fund **01** (continued)				
(continued) JE # **BR21-00199** JE Trans Date 08/24/2020 JE Posted 08/24/2020 Comment BD- EWR#20208 & 19924				
(003452) 01- 0700- 0- 1110- 1000- 3101- 035- 0000	LCFF SUPP FUNDI,STRS:CERT,INSTRUCTION	CR		100.00
(003516) 01- 0700- 0- 1110- 1000- 3331- 035- 0000	LCFF SUPP FUNDI,MEDICARE:CERT,INSTRUCTION	CR		8.00
(003565) 01- 0700- 0- 1110- 1000- 3501- 035- 0000	LCFF SUPP FUNDI,STATE UNEMPLOYM,INSTRUCTION	CR		1.00
(003600) 01- 0700- 0- 1110- 1000- 3601- 035- 0000	LCFF SUPP FUNDI,WORKERS' COMP:C,INSTRUCTION	CR		11.00
(003648) 01- 0700- 0- 1110- 1000- 4300- 035- 0000	LCFF SUPP FUNDI,MATERIALS & SUP,INSTRUCTION	DR	1,540.00	
			1,540.00	**1,540.00**
JE # **BR21-00200** JE Trans Date 08/24/2020 JE Posted 08/24/2020 Comment JL-Staples for 25 Hotspots				
(021041) 01- 3220- 0- 1110- 1000- 5900- 857- 0000	CRF COVID,COMMUNICATIONS,INSTRUCTION	CR		15,000.00
(020663) 01- 3220- 0- 1110- 1000- 4399- 820- 0000	CRF COVID,HOLDING ACCOUNT,INSTRUCTION	DR	5,250.00	
(020664) 01- 3220- 0- 1110- 1000- 4399- 830- 0000	CRF COVID,HOLDING ACCOUNT,INSTRUCTION	DR	9,750.00	
			15,000.00	**15,000.00**
JE # **BR21-00201** JE Trans Date 08/25/2020 JE Posted 08/25/2020 Comment PS-CSA TURNITIN				
(003680) 01- 0700- 0- 1110- 1000- 5800- 033- 0000	LCFF SUPP FUNDI,PROF/CONSULT SE,INSTRUCTION	CR		3,445.00
(003646) 01- 0700- 0- 1110- 1000- 4300- 033- 0000	LCFF SUPP FUNDI,MATERIALS & SUP,INSTRUCTION	DR	3,445.00	
			3,445.00	**3,445.00**
JE # **BR21-00202** JE Trans Date 08/25/2020 JE Posted 08/25/2020 Comment FL-VIRTUAL READING SUBSCRIP				
(006155) 01- 6300- 0- 1110- 1000- 4300- 521- 0000	LOTTERY:INSTRUC,MATERIALS & SUP,INSTRUCTION	DR	625.00	
(021321) 01- 6300- 0- 1110- 1000- 5800- 521- 0000	LOTTERY:INSTRUC,PROF/CONSULT SE,INSTRUCTION	CR		625.00
			625.00	**625.00**
JE # **BR21-00203** JE Trans Date 08/25/2020 JE Posted 08/26/2020 Comment FL-DIGITAL READER FOR GR 1-2				
(006155) 01- 6300- 0- 1110- 1000- 4300- 521- 0000	LOTTERY:INSTRUC,MATERIALS & SUP,INSTRUCTION	DR	1,500.00	
(021321) 01- 6300- 0- 1110- 1000- 5800- 521- 0000	LOTTERY:INSTRUC,PROF/CONSULT SE,INSTRUCTION	CR		1,500.00
			1,500.00	**1,500.00**
JE # **BR21-00204** JE Trans Date 08/26/2020 JE Posted 08/26/2020 Comment BD- R21-00714				
(015724) 01- 0809- 0- 6000- 1000- 4400- 830- 0809	Measure T,NON-CAPITALIZED,INSTRUCTION	CR		2,400.00
(015729) 01- 0809- 0- 6000- 1000- 6500- 830- 0809	Measure T,EQUIPMENT REPLA,INSTRUCTION	DR	2,400.00	

Selection Grouped by Org, Fiscal Year, JE# - Sorted by JE Item #, (Org = 14, JE Type = B, Starting Transaction Date = 8/1/2020, Ending Transaction Date = 8/31/2020, Unposted JEs? = N, End Bud Bal? = O, JE# Page Break? = N, Description? = A, Recap? = N)

Account	Description		From	To
Fund **01** (continued)				
			2,400.00	**2,400.00**
JE # **BR21-00206** JE Trans Date 08/26/2020 JE Posted 08/26/2020 Comment JL-Adapters, Cables, home device connections for teachers				
(021336) 01- 3210- 0- 1110- 1000- 4300- 857- 0000	ESSER,MATERIALS & SUP,INSTRUCTION	CR		1,000.00
(021335) 01- 0000- 0- 1110- 1000- 4300- 857- FI RE	NO REPORTING RE,MATERIALS & SUP,INSTRUCTION	CR		1,000.00
(020509) 01- 3210- 0- 1110- 1000- 4399- 020- 0000	ESSER,HOLDING ACCOUNT,INSTRUCTION	DR	350.00	
(020510) 01- 3210- 0- 1110- 1000- 4399- 030- 0000	ESSER,HOLDING ACCOUNT,INSTRUCTION	DR	650.00	
	Net increase to Appropriations		**1,000.00**	**2,000.00**
JE # **BR21-00207** JE Trans Date 08/26/2020 JE Posted 08/26/2020 Comment BD- Gray's Music Instruments open PO				
(016545) 01- 0808- 0- 1250- 1000- 4300- 520- 0808	Measure U,MATERIALS & SUP,INSTRUCTION	DR	5,000.00	
(016260) 01- 0808- 0- 1250- 1000- 5600- 520- 0808	Measure U,RENTAL/LEASE/RE,INSTRUCTION	CR		5,000.00
			5,000.00	**5,000.00**
JE # **BR21-00208** JE Trans Date 08/26/2020 JE Posted 08/26/2020 Comment JL-Correct LCFF Funding Sources				
(000003) 01- 0000- 0- 0000- 0000- 8011- 030- 0000	NO REPORTING RE,LCFF STATE AID-	DR		45,880.00
(004038) 01- 1400- 0- 0000- 0000- 8012- 030- 0000	EDUC PROTECT AC,EDU PROTECTION	DR		1,008.00
(004050) 01- 1400- 0- 1110- 1000- 1140- 835- 0000	EDUC PROTECT AC,CERT SALARY:SUB,INSTRUCTION	CR		1,008.00
(001589) 01- 0000- 0- 0000- 9200- 8096- 030- 0000	NO REPORTING RE,XFER:CHARTER IN	DR		3,557.00
(001587) 01- 0000- 0- 0000- 9200- 8096- 013- 0000	NO REPORTING RE,XFER:CHARTER IN	DR		652.00
(000020) 01- 0000- 0- 0000- 0000- 8082- 020- 0000	NO REPORTING RE,OTHER IN-LIEU T	DR		1,579.00
(000021) 01- 0000- 0- 0000- 0000- 8082- 030- 0000	NO REPORTING RE,OTHER IN-LIEU T	DR		3,273.00
(016694) 01- 0000- 0- 0000- 0000- 8089- 030- 0000	NO REPORTING RE,Needs Descr	CR	5,863.00	
	Net increase to Appropriations		**5,863.00**	**56,957.00**
JE # **BR21-00209** JE Trans Date 08/27/2020 JE Posted 08/27/2020 Comment JL-Move LLMF Expenses to LLMF Resources				
(021255) 01- 3210- 0- 0000- 8200- 4300- 820- 0000	ESSER,MATERIALS & SUP,OPERATIONS	CR		1,630.00
(021286) 01- 3210- 0- 0000- 8200- 4300- 830- 0000	ESSER,MATERIALS & SUP,OPERATIONS	CR		3,028.00
(021263) 01- 3210- 0- 0000- 8200- 4400- 820- 0000	ESSER,NON-CAPITALIZED,OPERATIONS	CR		4,780.00
(021264) 01- 3210- 0- 0000- 8200- 4400- 830- 0000	ESSER,NON-CAPITALIZED,OPERATIONS	CR		8,877.00
(021144) 01- 7388- 0- 0000- 3140- 4300- 820- 0000	SB 117 PPE,MATERIALS & SUP,HEALTH SERVICES	CR		7,278.00
(021145) 01- 7388- 0- 0000- 3140- 4300- 830- 0000	SB 117 PPE,MATERIALS & SUP,HEALTH SERVICES	CR		13,516.00
(021261) 01- 3210- 0- 0000- 3140- 4300- 820- 0000	ESSER,MATERIALS & SUP,HEALTH SERVICES	CR		5,222.00
(021262) 01- 3210- 0- 0000- 3140- 4300- 830- 0000	ESSER,MATERIALS & SUP,HEALTH SERVICES	CR		9,698.00
(021231) 01- 7388- 0- 0000- 8200- 4300- 820- 0000	SB 117 PPE,MATERIALS & SUP,OPERATIONS	CR		547.00

Selection Grouped by Org, Fiscal Year, JE# - Sorted by JE Item #, (Org = 14, JE Type = B, Starting Transaction Date = 8/1/2020, Ending Transaction Date = 8/31/2020, Unposted JEs? = N, End Bud Bal? = O, JE# Page Break? = N, Description? = A, Recap? = N)

Effective 08/04/2020 through 08/31/2020 **Fiscal Year 2021**

Account	Description		From	To
Fund **01** (continued)				
(continued) JE # **BR21-00209** JE Trans Date 08/27/2020 JE Posted 08/27/2020 Comment JL-Move LLMF Expenses to LLMF Resources				
(021232) 01- 7388- 0- 0000- 8200- 4300- 830- 0000	SB 117 PPE,MATERIALS & SUP,OPERATIONS	CR		1,016.00
(020509) 01- 3210- 0- 1110- 1000- 4399- 020- 0000	ESSER,HOLDING ACCOUNT,INSTRUCTION	DR	11,632.00	
(020510) 01- 3210- 0- 1110- 1000- 4399- 030- 0000	ESSER,HOLDING ACCOUNT,INSTRUCTION	DR	21,603.00	
	Net increase to Appropriations		**33,235.00**	**55,592.00**
JE # **BR21-00210** JE Trans Date 08/27/2020 JE Posted 08/27/2020 Comment BL-DU72704				
(008752) 01- 9016- 0- 1110- 1000- 4300- 024- 0051	DONATIONS,MATERIALS & SUP,INSTRUCTION	CR		450.00
(008467) 01- 9016- 0- 0000- 0000- 8699- 024- 0051	DONATIONS,ALL OTHER LOCAL	DR		450.00
(015935) 01- 9016- 0- 1110- 1000- 4300- 033- 3317	DONATIONS,MATERIALS & SUP,INSTRUCTION	CR		4,145.00
(016442) 01- 9016- 0- 0000- 0000- 8699- 033- 3317	DONATIONS,ALL OTHER LOCAL	DR		4,145.00
(007788) 01- 9010- 0- 0000- 3110- 4300- 033- 0088	OTHER RESTRICTE,MATERIALS & SUP,GUIDANCE & COUN	CR		10.00
(007582) 01- 9010- 0- 0000- 0000- 8699- 033- 0088	OTHER RESTRICTE,ALL OTHER LOCAL	DR		10.00
(008084) 01- 9010- 0- 1110- 1000- 4100- 033- 0089	OTHER RESTRICTE,APPR TEXTBOOK &,INSTRUCTION	CR		63.00
(007563) 01- 9010- 0- 0000- 0000- 8689- 033- 0089	OTHER RESTRICTE,ALL OTHER FEES	DR		63.00
	Net increase to Appropriations		**.00**	**9,336.00**
JE # **BR21-00211** JE Trans Date 08/27/2020 JE Posted 08/27/2020 Comment PS-PADLET				
(003680) 01- 0700- 0- 1110- 1000- 5800- 033- 0000	LCFF SUPP FUNDI,PROF/CONSULT SE,INSTRUCTION	CR		3,000.00
(003646) 01- 0700- 0- 1110- 1000- 4300- 033- 0000	LCFF SUPP FUNDI,MATERIALS & SUP,INSTRUCTION	DR	3,000.00	
			3,000.00	**3,000.00**
JE # **BR21-00212** JE Trans Date 08/27/2020 JE Posted 08/27/2020 Comment BD- Zearn Lisences for Monarch				
(021349) 01- 3220- 0- 1110- 1000- 5800- 525- 0000	CRF COVID,PROF/CONSULT SE,INSTRUCTION	CR		2,500.00
(020663) 01- 3220- 0- 1110- 1000- 4399- 820- 0000	CRF COVID,HOLDING ACCOUNT,INSTRUCTION	DR	2,500.00	
			2,500.00	**2,500.00**
JE # **BR21-00213** JE Trans Date 08/27/2020 JE Posted 08/27/2020 Comment BD- ZEARN licenses for AFE				
(021350) 01- 3220- 0- 1110- 1000- 5800- 539- 0000	CRF COVID,PROF/CONSULT SE,INSTRUCTION	CR		2,500.00
(020664) 01- 3220- 0- 1110- 1000- 4399- 830- 0000	CRF COVID,HOLDING ACCOUNT,INSTRUCTION	DR	2,500.00	
			2,500.00	**2,500.00**
JE # **BR21-00218** JE Trans Date 08/31/2020 JE Posted 08/31/2020 Comment ST-Advance C/O for Naviance				
(014613) 01- 6388- 0- 6000- 1000- 5800- 430- 0000	Strong Workforc,PROF/CONSULT SE,INSTRUCTION	CR		25,000.00

Selection Grouped by Org, Fiscal Year, JE# - Sorted by JE Item #, (Org = 14, JE Type = B, Starting Transaction Date = 8/1/2020, Ending Transaction Date = 8/31/2020, Unposted JEs? = N, End Bud Bal? = O, JE# Page Break? = N, Description? = A, Recap? = N)

ESCAPE ONLINE

Effective 08/04/2020 through 08/31/2020 **Fiscal Year 2021**

Account	Description		From	To
Fund **01** (continued)				
(continued) JE # **BR21-00218** JE Trans Date 08/31/2020 JE Posted 08/31/2020 Comment ST-Advance C/O for Naviance				
(014737) 01- 6388- 0- 0000- 0000- 8590- 030- 0000	Strong Workforc,ALL OTHER STATE	DR		25,000.00
	Net increase to Appropriations		**.00**	**50,000.00**
JE # **BR21-00219** JE Trans Date 08/31/2020 JE Posted 08/31/2020 Comment AMB-ELEM/SECONDARY ONLINE SUBSCRIP.				
(006215) 01- 6300- 0- 5770- 1110- 5800- 220- 0000	LOTTERY:INSTRUC,PROF/CONSULT SE,SE:SEPARATE CLA	CR		592.00
(006213) 01- 6300- 0- 5770- 1110- 4300- 220- 0000	LOTTERY:INSTRUC,MATERIALS & SUP,SE:SEPARATE CLA	DR	592.00	
(006216) 01- 6300- 0- 5770- 1110- 5800- 230- 0000	LOTTERY:INSTRUC,PROF/CONSULT SE,SE:SEPARATE CLA	CR		3,144.00
(006214) 01- 6300- 0- 5770- 1110- 4300- 230- 0000	LOTTERY:INSTRUC,MATERIALS & SUP,SE:SEPARATE CLA	DR	3,144.00	
			3,736.00	**3,736.00**
JE # **BT21-00041** JE Trans Date 08/07/2020 JE Posted 08/07/2020 Comment ST-COVID Supplies for Stores				
(021015) 01- 3220- 0- 0000- 3140- 4300- 820- 0000	CRF COVID,MATERIALS & SUP,HEALTH SERVICES	CR		1,500.00
(021016) 01- 3220- 0- 0000- 3140- 4300- 830- 0000	CRF COVID,MATERIALS & SUP,HEALTH SERVICES	CR		2,500.00
(020663) 01- 3220- 0- 1110- 1000- 4399- 820- 0000	CRF COVID,HOLDING ACCOUNT,INSTRUCTION	DR	1,500.00	
(020664) 01- 3220- 0- 1110- 1000- 4399- 830- 0000	CRF COVID,HOLDING ACCOUNT,INSTRUCTION	DR	2,500.00	
			4,000.00	**4,000.00**
JE # **BT21-00042** JE Trans Date 08/11/2020 JE Posted 08/11/2020 Comment ST-Adj budget per reductions 7/30.20				
(003651) 01- 0700- 0- 1110- 1000- 4300- 834- 0000	LCFF SUPP FUNDI,MATERIALS & SUP,INSTRUCTION	DR	70,194.00	
(003647) 01- 0700- 0- 1110- 1000- 4300- 034- 0000	LCFF SUPP FUNDI,MATERIALS & SUP,INSTRUCTION	CR		70,194.00
			70,194.00	**70,194.00**
JE # **BT21-00043** JE Trans Date 08/12/2020 JE Posted 08/12/2020 Comment JL-For Speech Teletherapy Equipment for SpEd				
(021042) 01- 3220- 0- 5770- 1190- 4400- 200- 0000	CRF COVID,NON-CAPITALIZED,SE:OTHER SPEC I	CR		1,000.00
(020663) 01- 3220- 0- 1110- 1000- 4399- 820- 0000	CRF COVID,HOLDING ACCOUNT,INSTRUCTION	DR	350.00	
(020664) 01- 3220- 0- 1110- 1000- 4399- 830- 0000	CRF COVID,HOLDING ACCOUNT,INSTRUCTION	DR	650.00	
			1,000.00	**1,000.00**
JE # **BT21-00044** JE Trans Date 08/12/2020 JE Posted 08/12/2020 Comment ST-Business Services COVID office supplies				
(021024) 01- 3210- 0- 0000- 7600- 4300- 856- 0000	ESSER,MATERIALS & SUP,ALL OTHER GENER	CR		1,000.00
(020509) 01- 3210- 0- 1110- 1000- 4399- 020- 0000	ESSER,HOLDING ACCOUNT,INSTRUCTION	DR	350.00	
(020510) 01- 3210- 0- 1110- 1000- 4399- 030- 0000	ESSER,HOLDING ACCOUNT,INSTRUCTION	DR	650.00	

Effective 08/04/2020 through 08/31/2020 **Fiscal Year 2021**

Account	Description		From	To
Fund **01** (continued)				
			1,000.00	**1,000.00**
JE # **BT21-00045** JE Trans Date 08/14/2020 JE Posted 08/14/2020 Comment BGT-PS-PLATFORMS FOR TRANSPORTATION				
(003971) 01- 0723- 0- 0000- 3600- 4400- 048- 0000	TRANSPORT:HOME,NON-CAPITALIZED,PUPIL TRANSPORT	CR		1,330.00
(003969) 01- 0723- 0- 0000- 3600- 4300- 048- 0000	TRANSPORT:HOME,MATERIALS & SUP,PUPIL TRANSPORT	DR	1,330.00	
			1,330.00	**1,330.00**
JE # **BT21-00046** JE Trans Date 08/14/2020 JE Posted 08/14/2020 Comment JL-For Jim's Furniture				
(001269) 01- 0000- 0- 0000- 7600- 4300- 056- 0000	NO REPORTING RE,MATERIALS & SUP,ALL OTHER GENER	DR	3,600.00	
(001273) 01- 0000- 0- 0000- 7600- 4400- 056- 0000	NO REPORTING RE,NON-CAPITALIZED,ALL OTHER GENER	CR		3,600.00
			3,600.00	**3,600.00**
JE # **BT21-00047** JE Trans Date 08/17/2020 JE Posted 08/17/2020 Comment BGT-AMB-COV PSYCH ASSESSMENT ORDER				
(006389) 01- 6500- 0- 5001- 3120- 4300- 230- 0000	SE:STATE LOCAL,MATERIALS & SUP,PSYCHOLOGICAL S	CR		2,500.00
(006661) 01- 6500- 0- 5750- 1110- 4400- 230- 0000	SE:STATE LOCAL ,NON-CAPITALIZED,SE:SEPARATE CLA	DR	2,500.00	
			2,500.00	**2,500.00**
JE # **BT21-00048** JE Trans Date 08/17/2020 JE Posted 08/17/2020 Comment BGT-BW-TM CASH MEMBERSHIP DUES				
(007537) 01- 8150- 0- 0000- 8110- 5200- 049- 0000	ONGOING & MAJOR,TRAVEL & CONFER,MAINTENANCE	DR	591.00	
(007538) 01- 8150- 0- 0000- 8110- 5300- 049- 0000	ONGOING & MAJOR,DUES & MEMBERSH,MAINTENANCE	CR		591.00
			591.00	**591.00**
JE # **BT21-00049** JE Trans Date 08/19/2020 JE Posted 08/19/2020 Comment BGT-ED-TEXTBOOKS WILL NOT BE PURCHASED				
(020641) 01- 0700- 0- 1110- 1000- 4100- 024- 0000	LCFF SUPP FUNDI,APPR TEXTBOOK &,INSTRUCTION	DR	4,249.00	
(003640) 01- 0700- 0- 1110- 1000- 4300- 024- 0000	LCFF SUPP FUNDI,MATERIALS & SUP,INSTRUCTION	CR		4,249.00
			4,249.00	**4,249.00**
JE # **BT21-00050** JE Trans Date 08/19/2020 JE Posted 08/19/2020 Comment BGT-ED-AMARIAH HERNANDEZ REIMB				
(001929) 01- 0000- 0- 1110- 1000- 4300- 024- 0000	NO REPORTING RE,MATERIALS & SUP,INSTRUCTION	DR	214.00	
(016054) 01- 0000- 0- 0000- 2700- 4395- 024- 0000	NO REPORTING RE,FOOD FOR WORKSH,SCHOOL ADMINIST	CR		214.00
			214.00	**214.00**

Selection Grouped by Org, Fiscal Year, JE# - Sorted by JE Item #, (Org = 14, JE Type = B, Starting Transaction Date = 8/1/2020, Ending Transaction Date = 8/31/2020, Unposted JEs? = N, End Bud Bal? = O, JE# Page Break? = N, Description? = A, Recap? = N)

Effective 08/04/2020 through 08/31/2020 **Fiscal Year 2021**

Account	Description		From	To
Fund **01** (continued)				
JE # **BT21-00051** JE Trans Date 08/19/2020 JE Posted 08/19/2020 Comment BGT-EB-TEXTBOOK PURCHASE				
(006156) 01- 6300- 0- 1110- 1000- 4300- 523- 0000	LOTTERY:INSTRUC,MATERIALS & SUP,INSTRUCTION	DR	2,750.00	
(006133) 01- 6300- 0- 1110- 1000- 4100- 523- 0000	LOTTERY:INSTRUC,APPR TEXTBOOK &,INSTRUCTION	CR		2,750.00
			2,750.00	**2,750.00**
JE # **BT21-00052** JE Trans Date 08/19/2020 JE Posted 08/19/2020 Comment BGT-JB-MATH BOOKS				
(006163) 01- 6300- 0- 1110- 1000- 4300- 534- 0000	LOTTERY:INSTRUC,MATERIALS & SUP,INSTRUCTION	DR	1,220.00	
(006183) 01- 6300- 0- 1160- 1000- 4200- 534- 0000	LOTTERY:INSTRUC,BOOKS & OTHER R,INSTRUCTION	CR		1,220.00
			1,220.00	**1,220.00**
JE # **BT21-00053** JE Trans Date 08/19/2020 JE Posted 08/19/2020 Comment BL-LO ANONYMOUS DONATION FROM 0051 TO 3156				
(008759) 01- 9016- 0- 1110- 1000- 4300- 031- 0051	DONATIONS,MATERIALS & SUP,INSTRUCTION	DR	500.00	
(008761) 01- 9016- 0- 1110- 1000- 4300- 031- 3156	DONATIONS,MATERIALS & SUP,INSTRUCTION	CR		500.00
			500.00	**500.00**
JE # **BT21-00054** JE Trans Date 08/10/2020 JE Posted 08/19/2020 Comment BL-PER ST SILKE COMM ANTENNAE DLV, NOT HHS				
(001928) 01- 0000- 0- 1110- 1000- 4300- 023- 0000	NO REPORTING RE,MATERIALS & SUP,INSTRUCTION	DR	910.00	
(001575) 01- 0000- 0- 0000- 8300- 4300- 023- 0000	NO REPORTING RE,MATERIALS & SUP,SECURITY	CR		910.00
			910.00	**910.00**
JE # **BT21-00055** JE Trans Date 08/20/2020 JE Posted 08/20/2020 Comment BGT-PS-BOOKS				
(021288) 01- 0809- 0- 6000- 1000- 4200- 833- 0809	Measure T,BOOKS & OTHER R,INSTRUCTION	CR		926.00
(015719) 01- 0809- 0- 6000- 1000- 4300- 833- 0809	Measure T,MATERIALS & SUP,INSTRUCTION	DR	926.00	
			926.00	**926.00**
JE # **BT21-00056** JE Trans Date 08/21/2020 JE Posted 08/21/2020 Comment BD- Correcting Object code for R21-00695				
(006147) 01- 6300- 0- 1110- 1000- 4200- 530- 0000	LOTTERY:INSTRUC,BOOKS & OTHER R,INSTRUCTION	CR		12,000.00
(006159) 01- 6300- 0- 1110- 1000- 4300- 530- 0000	LOTTERY:INSTRUC,MATERIALS & SUP,INSTRUCTION	DR	12,000.00	
			12,000.00	**12,000.00**
JE # **BT21-00057** JE Trans Date 08/21/2020 JE Posted 08/21/2020 Comment ST-Distribute balance of LCFF to sites				
(003644) 01- 0700- 0- 1110- 1000- 4300- 031- 0000	LCFF SUPP FUNDI,MATERIALS & SUP,INSTRUCTION	CR		8,892.00
(003904) 01- 0700- 0- 3300- 1000- 4300- 039- 0000	LCFF SUPP FUNDI,MATERIALS & SUP,INSTRUCTION	DR	8,892.00	

Selection Grouped by Org, Fiscal Year, JE# - Sorted by JE Item #, (Org = 14, JE Type = B, Starting Transaction Date = 8/1/2020, Ending Transaction Date = 8/31/2020, Unposted JEs? = N, End Bud Bal? = O, JE# Page Break? = N, Description? = A, Recap? = N)

ESCAPE ONLINE

Effective 08/04/2020 through 08/31/2020 **Fiscal Year 2021**

Account	Description		From	To
Fund **01** (continued)				
			8,892.00	**8,892.00**
JE # **BT21-00058** JE Trans Date 08/21/2020 JE Posted 08/21/2020 Comment AMB-SE ADMIN BUDG REVISION				
(006302) 01- 6500- 0- 5001- 2110- 4300- 200- 0000	SE:STATE LOCAL,MATERIALS & SUP,INSTRUCTIONAL S	CR		4,000.00
(006303) 01- 6500- 0- 5001- 2110- 4400- 200- 0000	SE:STATE LOCAL,NON-CAPITALIZED,INSTRUCTIONAL S	DR	4,000.00	
			4,000.00	**4,000.00**
JE # **BT21-00059** JE Trans Date 08/21/2020 JE Posted 08/21/2020 Comment ED-APPLE COMPUTERS				
(004434) 01- 3010- 0- 1110- 1000- 4300- 424- 0000	BAS GNT LOW-INC,MATERIALS & SUP,INSTRUCTION	DR	7,737.00	
(004451) 01- 3010- 0- 1110- 1000- 4400- 424- 0000	BAS GNT LOW-INC,NON-CAPITALIZED,INSTRUCTION	CR		7,737.00
			7,737.00	**7,737.00**
JE # **BT21-00060** JE Trans Date 08/21/2020 JE Posted 08/21/2020 Comment BD- Textbook reimbursement J. Hodges				
(021302) 01- 0809- 0- 6000- 1000- 4200- 830- 0809	Measure T,BOOKS & OTHER R,INSTRUCTION	CR		170.00
(015718) 01- 0809- 0- 6000- 1000- 4300- 830- 0809	Measure T,MATERIALS & SUP,INSTRUCTION	DR	170.00	
			170.00	**170.00**
JE # **BT21-00061** JE Trans Date 08/28/2020 JE Posted 08/28/2020 Comment AMB-SPEECH HEADSETS/TRIPOD STANDS				
(021351) 01- 3220- 0- 5770- 1190- 4300- 200- 0000	CRF COVID,MATERIALS & SUP,SE:OTHER SPEC I	CR		1,000.00
(021042) 01- 3220- 0- 5770- 1190- 4400- 200- 0000	CRF COVID,NON-CAPITALIZED,SE:OTHER SPEC I	DR	1,000.00	
			1,000.00	**1,000.00**
	Fund 01 Net Increase in Estimated Fund Balance	**205,147.00**		
Fund **13**				
JE # **BR21-00173** JE Trans Date 08/17/2020 JE Posted 08/17/2020 Comment BGT-EWRS COVID SAFETY TRAINING				
(020789) 13- 5310- 0- 0000- 3700- 2230- 846- EMER	CHLD NUTR:SCHOO,CLASS PUPIL SUP,FOOD SERVICES	CR		3,145.00
(020793) 13- 5310- 0- 0000- 3700- 3202- 846- EMER	CHLD NUTR:SCHOO,PERS:CLASSIFIED,FOOD SERVICES	CR		652.00
(020794) 13- 5310- 0- 0000- 3700- 3312- 846- EMER	CHLD NUTR:SCHOO,FICA:CLASS,FOOD SERVICES	CR		195.00
(020795) 13- 5310- 0- 0000- 3700- 3332- 846- EMER	CHLD NUTR:SCHOO,MEDICARE:CLASS,FOOD SERVICES	CR		46.00
(020797) 13- 5310- 0- 0000- 3700- 3502- 846- EMER	CHLD NUTR:SCHOO,STATE UNEMPLOYM,FOOD SERVICES	CR		2.00
(020798) 13- 5310- 0- 0000- 3700- 3602- 846- EMER	CHLD NUTR:SCHOO,WORKERS' COMP:C,FOOD SERVICES	CR		62.00
	Net increase to Appropriations		**.00**	**4,102.00**

Selection Grouped by Org, Fiscal Year, JE# - Sorted by JE Item #, (Org = 14, JE Type = B, Starting Transaction Date = 8/1/2020, Ending Transaction Date = 8/31/2020, Unposted JEs? = N, End Bud Bal? = O, JE# Page Break? = N, Description? = A, Recap? = N)

ESCAPE ONLINE

Effective 08/04/2020 through 08/31/2020 **Fiscal Year 2021**

Account	Description		From	To
Fund **13** (continued)				
JE # **BR21-00188** JE Trans Date 08/19/2020 JE Posted 08/19/2020 Comment BGT-EWR#20176 M.MARTINEZ				
(009466) 13- 5310- 0- 0000- 3700- 2230- 846- 0000	CHLD NUTR:SCHOO,CLASS PUPIL SUP,FOOD SERVICES	CR		1,102.00
(009475) 13- 5310- 0- 0000- 3700- 3202- 846- 0000	CHLD NUTR:SCHOO,PERS:CLASSIFIED,FOOD SERVICES	CR		515.00
(009477) 13- 5310- 0- 0000- 3700- 3312- 846- 0000	CHLD NUTR:SCHOO,FICA:CLASS,FOOD SERVICES	CR		155.00
(009479) 13- 5310- 0- 0000- 3700- 3332- 846- 0000	CHLD NUTR:SCHOO,MEDICARE:CLASS,FOOD SERVICES	CR		37.00
(009483) 13- 5310- 0- 0000- 3700- 3502- 846- 0000	CHLD NUTR:SCHOO,STATE UNEMPLOYM,FOOD SERVICES	CR		2.00
(009485) 13- 5310- 0- 0000- 3700- 3602- 846- 0000	CHLD NUTR:SCHOO,WORKERS' COMP:C,FOOD SERVICES	CR		49.00
(009467) 13- 5310- 0- 0000- 3700- 2240- 846- 0000	CHLD NUTR:SCHOO,CLASS PUPIL SUP,FOOD SERVICES	DR	1,860.00	
			1,860.00	**1,860.00**
	Fund 13 Net <Decrease> in Estimated Fund Balance	**4,102.00-**		
Fund **14**				
JE # **BR21-00196** JE Trans Date 08/21/2020 JE Posted 08/21/2020 Comment JL-HVAC for SCHS IDF Server Ducting and Exhaust Fan				
(021301) 14- 0826- 0- 0000- 8110- 5600- 034- 9137	DEF'D MAINT APP,RENTAL/LEASE/RE,MAINTENANCE	CR		7,158.00
	Net increase to Appropriations		**.00**	**7,158.00**
JE # **BR21-00197** JE Trans Date 08/21/2020 JE Posted 08/21/2020 Comment JL-Harbor Main MDF Room and PA Bldg Server Room				
(021300) 14- 0826- 0- 0000- 8110- 5600- 033- 9137	DEF'D MAINT APP,RENTAL/LEASE/RE,MAINTENANCE	CR		27,846.00
	Net increase to Appropriations		**.00**	**27,846.00**
	Fund 14 Net <Decrease> in Estimated Fund Balance	**35,004.00-**		
Fund **21**				
JE # **BR21-00137** JE Trans Date 08/04/2020 JE Posted 08/04/2020 Comment BGT-TH-R21-00591				
(014572) 21- 9733- 0- 0000- 8500- 6202- 031- B417	BOND, MEASURE A,MODERNIZATION,FACILITIES ACQ	CR		2,185.00
(017100) 21- 9733- 0- 0000- 8500- 4399- 830- 0000	BOND, MEASURE A,HOLDING ACCOUNT,FACILITIES ACQ	DR	2,185.00	
			2,185.00	**2,185.00**
JE # **BR21-00144** JE Trans Date 08/06/2020 JE Posted 08/06/2020 Comment BGT-TH-R20-02389				
(014538) 21- 9733- 0- 0000- 8500- 6202- 035- B029	BOND, MEASURE A,MODERNIZATION,FACILITIES ACQ	CR		2,820.00
(017100) 21- 9733- 0- 0000- 8500- 4399- 830- 0000	BOND, MEASURE A,HOLDING ACCOUNT,FACILITIES ACQ	DR	2,820.00	
			2,820.00	**2,820.00**
JE # **BR21-00145** JE Trans Date 08/06/2020 JE Posted 08/06/2020 Comment BGT-TH-R21-00613				
(018980) 21- 9733- 0- 0000- 8500- 6202- 034- B103	BOND, MEASURE A,MODERNIZATION,FACILITIES ACQ	CR		23,792.00

Selection Grouped by Org, Fiscal Year, JE# - Sorted by JE Item #, (Org = 14, JE Type = B, Starting Transaction Date = 8/1/2020, Ending Transaction Date = 8/31/2020, Unposted JEs? = N, End Bud Bal? = O, JE# Page Break? = N, Description? = A, Recap? = N)

Effective 08/04/2020 through 08/31/2020 **Fiscal Year 2021**

Account	Description		From	To
Fund **21** (continued)				
(continued) JE # **BR21-00145** JE Trans Date 08/06/2020 JE Posted 08/06/2020 Comment BGT-TH-R21-00613				
(017100) 21- 9733- 0- 0000- 8500- 4399- 830- 0000	BOND, MEASURE A,HOLDING ACCOUNT,FACILITIES ACQ	DR	23,792.00	
			23,792.00	**23,792.00**
JE # **BR21-00146** JE Trans Date 08/06/2020 JE Posted 08/06/2020 Comment BGT-TH-R21-00616				
(017352) 21- 9733- 0- 0000- 8500- 6202- 034- B168	BOND, MEASURE A,MODERNIZATION,FACILITIES ACQ	CR		22,765.00
(017100) 21- 9733- 0- 0000- 8500- 4399- 830- 0000	BOND, MEASURE A,HOLDING ACCOUNT,FACILITIES ACQ	DR	22,765.00	
			22,765.00	**22,765.00**
JE # **BR21-00147** JE Trans Date 08/06/2020 JE Posted 08/06/2020 Comment BGT-TH-PO21-00310				
(012621) 21- 9733- 0- 0000- 8500- 6202- 032- B119	BOND, MEASURE A,MODERNIZATION,FACILITIES ACQ	CR		3,886.00
(017100) 21- 9733- 0- 0000- 8500- 4399- 830- 0000	BOND, MEASURE A,HOLDING ACCOUNT,FACILITIES ACQ	DR	3,886.00	
			3,886.00	**3,886.00**
JE # **BR21-00148** JE Trans Date 08/06/2020 JE Posted 08/06/2020 Comment BGT-TH-R21-00617				
(014890) 21- 9734- 0- 0000- 8500- 6261- 021- B004	BOND, MEASURE B,RELOCATION EXPE,FACILITIES ACQ	CR		10,560.00
(017878) 21- 9734- 0- 0000- 8500- 4399- 020- 0000	BOND, MEASURE B,HOLDING ACCOUNT,FACILITIES ACQ	DR	10,560.00	
			10,560.00	**10,560.00**
JE # **BR21-00149** JE Trans Date 08/06/2020 JE Posted 08/06/2020 Comment BGT-TH-R21-00618				
(014896) 21- 9734- 0- 0000- 8500- 6261- 023- B010	BOND, MEASURE B,RELOCATION EXPE,FACILITIES ACQ	CR		14,880.00
(017878) 21- 9734- 0- 0000- 8500- 4399- 020- 0000	BOND, MEASURE B,HOLDING ACCOUNT,FACILITIES ACQ	DR	14,880.00	
			14,880.00	**14,880.00**
JE # **BR21-00150** JE Trans Date 08/06/2020 JE Posted 08/06/2020 Comment BGT-TH-R21-00619				
(014888) 21- 9733- 0- 0000- 8500- 6261- 035- B029	BOND, MEASURE A,RELOCATION EXPE,FACILITIES ACQ	CR		13,380.00
(017100) 21- 9733- 0- 0000- 8500- 4399- 830- 0000	BOND, MEASURE A,HOLDING ACCOUNT,FACILITIES ACQ	DR	13,380.00	
			13,380.00	**13,380.00**
JE # **BR21-00151** JE Trans Date 08/06/2020 JE Posted 08/06/2020 Comment BGT-TH-PO21-00341				
(017919) 21- 9733- 0- 0000- 8500- 6202- 031- B419	BOND, MEASURE A,MODERNIZATION,FACILITIES ACQ	CR		399.00
(017100) 21- 9733- 0- 0000- 8500- 4399- 830- 0000	BOND, MEASURE A,HOLDING ACCOUNT,FACILITIES ACQ	DR	399.00	

Effective 08/04/2020 through 08/31/2020 **Fiscal Year 2021**

Fund **21** (continued)

Account	Description		From	To
			399.00	**399.00**
JE # **BR21-00158** JE Trans Date 08/10/2020 JE Posted 08/10/2020 Comment TH-R21-00630				
(010549) 21- 9734- 0- 0000- 8500- 6220- 021- B003	BOND, MEASURE B,DSA PLAN CHECK,FACILITIES ACQ	CR		1,591.00
(017878) 21- 9734- 0- 0000- 8500- 4399- 020- 0000	BOND, MEASURE B,HOLDING ACCOUNT,FACILITIES ACQ	DR	1,591.00	
			1,591.00	**1,591.00**
JE # **BR21-00165** JE Trans Date 08/12/2020 JE Posted 08/12/2020 Comment BGT-TH-R21-00645				
(010592) 21- 9734- 0- 0000- 8500- 6220- 038- B018	BOND, MEASURE B,DSA PLAN CHECK,FACILITIES ACQ	CR		1,075.00
(010555) 21- 9734- 0- 0000- 8500- 6220- 023- B008	BOND, MEASURE B,DSA PLAN CHECK,FACILITIES ACQ	CR		602.00
(017878) 21- 9734- 0- 0000- 8500- 4399- 020- 0000	BOND, MEASURE B,HOLDING ACCOUNT,FACILITIES ACQ	DR	1,677.00	
			1,677.00	**1,677.00**
JE # **BR21-00193** JE Trans Date 08/21/2020 JE Posted 08/21/2020 Comment TH-PO21-00412/00411				
(017113) 21- 9733- 0- 0000- 8500- 6400- 035- B029	BOND, MEASURE A,EQUIPMENT,FACILITIES ACQ	CR		40,960.00
(017113) 21- 9733- 0- 0000- 8500- 6400- 035- B029	BOND, MEASURE A,EQUIPMENT,FACILITIES ACQ	CR		289,872.00
(017100) 21- 9733- 0- 0000- 8500- 4399- 830- 0000	BOND, MEASURE A,HOLDING ACCOUNT,FACILITIES ACQ	DR	330,832.00	
			330,832.00	**330,832.00**
JE # **BR21-00214** JE Trans Date 08/31/2020 JE Posted 08/31/2020 Comment TH-PO21-00336/37/00408/00738-41				
(012011) 21- 9733- 0- 0000- 8500- 6411- 034- B154	BOND, MEASURE A,Tech Equip,FACILITIES ACQ	CR		8,118.00
(011960) 21- 9733- 0- 0000- 8500- 6411- 035- B042	BOND, MEASURE A,Tech Equip,FACILITIES ACQ	CR		18,246.00
(010073) 21- 9733- 0- 0000- 8500- 6210- 035- B030	BOND, MEASURE A,ARCHITECT/ENGIN,FACILITIES ACQ	CR		33,000.00
(014538) 21- 9733- 0- 0000- 8500- 6202- 035- B029	BOND, MEASURE A,MODERNIZATION,FACILITIES ACQ	CR		630.00
(015843) 21- 9733- 0- 0000- 8500- 6211- 032- B171	BOND, MEASURE A,PRIMARY CONSULT,FACILITIES ACQ	CR		1,950.00
(017100) 21- 9733- 0- 0000- 8500- 4399- 830- 0000	BOND, MEASURE A,HOLDING ACCOUNT,FACILITIES ACQ	CR		61,944.00
	Net increase to Appropriations		**.00**	**123,888.00**
JE # **BR21-00215** JE Trans Date 08/31/2020 JE Posted 08/31/2020 Comment TH-PO21-00740/39				
(021700) 21- 9734- 0- 0000- 8500- 6202- 038- B019	BOND, MEASURE B,MODERNIZATION,FACILITIES ACQ	CR		1,202.00
(021699) 21- 9734- 0- 0000- 8500- 6290- 038- B019	BOND, MEASURE B,INSCPECTION,FACILITIES ACQ	CR		12,500.00
(017878) 21- 9734- 0- 0000- 8500- 4399- 020- 0000	BOND, MEASURE B,HOLDING ACCOUNT,FACILITIES ACQ	DR	13,702.00	

Account	Description		From	To
Fund **21** (continued)				
			13,702.00	**13,702.00**
JE # **BR21-00216** JE Trans Date 08/31/2020 JE Posted 08/31/2020 Comment TH-PO21-00336/37/00408/00738-41				
(012011) 21-9733-0-0000-8500-6411-034-B154	BOND, MEASURE A,Tech Equip,FACILITIES ACQ	DR	8,118.00	
(011960) 21-9733-0-0000-8500-6411-035-B042	BOND, MEASURE A,Tech Equip,FACILITIES ACQ	DR	18,246.00	
(010073) 21-9733-0-0000-8500-6210-035-B030	BOND, MEASURE A,ARCHITECT/ENGIN,FACILITIES ACQ	DR	33,000.00	
(014538) 21-9733-0-0000-8500-6202-035-B029	BOND, MEASURE A,MODERNIZATION,FACILITIES ACQ	DR	630.00	
(015843) 21-9733-0-0000-8500-6211-032-B171	BOND, MEASURE A,PRIMARY CONSULT,FACILITIES ACQ	DR	1,950.00	
(017100) 21-9733-0-0000-8500-4399-830-0000	BOND, MEASURE A,HOLDING ACCOUNT,FACILITIES ACQ	DR	61,944.00	
	Net decrease to Appropriations		**123,888.00**	**.00**
JE # **BR21-00217** JE Trans Date 08/31/2020 JE Posted 08/31/2020 Comment TH-PO21-00336/37/R21-00408/00741/00738				
(012011) 21-9733-0-0000-8500-6411-034-B154	BOND, MEASURE A,Tech Equip,FACILITIES ACQ	CR		8,118.00
(011960) 21-9733-0-0000-8500-6411-035-B042	BOND, MEASURE A,Tech Equip,FACILITIES ACQ	CR		18,246.00
(010073) 21-9733-0-0000-8500-6210-035-B030	BOND, MEASURE A,ARCHITECT/ENGIN,FACILITIES ACQ	CR		33,000.00
(014538) 21-9733-0-0000-8500-6202-035-B029	BOND, MEASURE A,MODERNIZATION,FACILITIES ACQ	CR		630.00
(015843) 21-9733-0-0000-8500-6211-032-B171	BOND, MEASURE A,PRIMARY CONSULT,FACILITIES ACQ	CR		1,950.00
(017100) 21-9733-0-0000-8500-4399-830-0000	BOND, MEASURE A,HOLDING ACCOUNT,FACILITIES ACQ	DR	61,944.00	
			61,944.00	**61,944.00**
	Fund 21 Net Increase in Estimated Fund Balance	**0.00**		
Fund **25**				
JE # **BR21-00139** JE Trans Date 08/04/2020 JE Posted 08/04/2020 Comment JL-For Odell Planning for Dev Fee Justification Study				
(017406) 25-9010-0-0000-7200-5800-020-0000	OTHER RESTRICTE,PROF/CONSULT SE,OTHER GENERAL A	CR		2,170.00
(017407) 25-9010-0-0000-7200-5800-030-0000	OTHER RESTRICTE,PROF/CONSULT SE,OTHER GENERAL A	CR		4,030.00
	Net increase to Appropriations		**.00**	**6,200.00**
JE # **BR21-00166** JE Trans Date 08/12/2020 JE Posted 08/12/2020 Comment ST-For Curtis Pollock for Dev Fee 5-Year Report				
(017406) 25-9010-0-0000-7200-5800-020-0000	OTHER RESTRICTE,PROF/CONSULT SE,OTHER GENERAL A	CR		700.00
(017407) 25-9010-0-0000-7200-5800-030-0000	OTHER RESTRICTE,PROF/CONSULT SE,OTHER GENERAL A	CR		1,300.00
	Net increase to Appropriations		**.00**	**2,000.00**
	Fund 25 Net <Decrease> in Estimated Fund Balance	**8,200.00-**		
Fund **73**				

Effective 08/04/2020 through 08/31/2020 **Fiscal Year 2021**

Account	Description		From	To
Fund **73**				
JE # **BR21-00185** JE Trans Date 08/19/2020 JE Posted 08/19/2020 Comment BGT-SCHOLARSHIPS				
(011066) 73- 0992- 0- 8100- 5900- 5800- 000- 0000	BURT LOWE SCHOL,PROF/CONSULT SE,OTHER COMMUNITY	CR		500.00
(021287) 73- 0969- 0- 8100- 5900- 5800- 000- 0000	BRM Scholarship,PROF/CONSULT SE,OTHER COMMUNITY	CR		500.00
(010901) 73- 0966- 0- 8100- 5900- 5800- 000- 0000	GINO PANELLI ME,PROF/CONSULT SE,OTHER COMMUNITY	CR		500.00
	Net increase to Appropriations		**.00**	**1,500.00**
JE # **BR21-00205** JE Trans Date 08/26/2020 JE Posted 08/26/2020 Comment ST-Loma Prieta Scholarship				
(011007) 73- 0983- 0- 8100- 5900- 5800- 000- 0000	LOMA PRIETA SCH,PROF/CONSULT SE,OTHER COMMUNITY	CR		250.00
	Net increase to Appropriations		**.00**	**250.00**
	Fund 73 Net <Decrease> in Estimated Fund Balance	**1,750.00-**		
	Total for Org 014		**1,563,090.00**	**1,605,571.00**

Org 014 Net Increase in Estimated Fund Balance **156,091.00** **Net increase to Appropriations**

SANTA CRUZ CITY SCHOOL DISTRICT

AGENDA ITEM: Investment Report for the Quarter Ending 6/30/20

MEETING DATE: September 23, 2020

FROM: Jim Monreal, Assistant Superintendent, Business Services

THROUGH: Kris Munro, Superintendent

RECOMMENDATION:
Accept the 4th Quarter Investment Report for 2019-20.

BACKGROUND:
SB564, effective January 1, 1996, requires local governments in California, including school districts, to make quarterly reports to the Governing Board on the investments of the agency.

District cash for all funds is on deposit with and is invested by the Santa Cruz County Auditor-Controller. The report of interest rates for the period 7/1/19 through 6/30/20 is attached. The Quarterly Investment Report from the Santa Cruz County Treasurer's Office is an insert to the Board agenda book.

The quarterly interest rate that applies to all funds has been:

	1st Q	2nd Q	3rd Q	4th Q
2013-14	0.324%	0.334%	0.384%	0.396%
2014-15	0.409%	0.425%	0.498%	0.517%
2015-16	0.623%	0.585%	0.676%	0.723%
2016-17	0.777%	0.764%	0.912%	0.965%
2017-18	0.977%	1.081%	1.307%	1.456%
2018-19	1.610%	1.863%	2.211%	2.330%
2019-20	2.312%	2.174%	1.965%	1.449%

FISCAL IMPACT:
The table above shows the interest rates in all funds since 2013-14. The interest earned year to date through the 4th Quarter of 2019-20 was $1,649,303.55.

This work is in direct support of the following District goals and their corresponding metrics:
Goal #5: SCCS will maintain a balanced budget and efficient and effective management.

COUNTY OF SANTA CRUZ
INTEREST APPORTIONMENT
GENERAL FUND EARNINGS

Prepared by: Trevor MacGruer
Updated on: 7/8/2020

FY 2019-20

INTEREST ON CASH IN TREASURY GL 101				
	TOTAL APPORTIONED A	GEN FUND Prefix ID & FX 40430/40434 B	% OF TOTAL C	**RATE**
JUL	1,629,218.53	285,242.46	17.508%	**2.350%**
AUG	1,558,637.82	255,055.60	16.364%	**2.294%**
SEPT	1,402,182.82	220,160.88	15.701%	**2.293%**
1ST QTR	4,590,039.17	760,458.94	**16.568%**	**2.312%**
OCT	1,376,063.92	209,558.10	15.229%	**2.253%**
NOV	1,360,003.58	307,301.39	22.596%	**2.245%**
DEC	1,509,718.59	324,393.65	21.487%	**2.024%**
2ND QTR	4,245,786.09	841,253.14	**19.814%**	**2.174%**
JAN	1,580,642.15	291,418.12	18.437%	**2.104%**
FEB	1,283,773.36	212,593.65	16.560%	**1.950%**
MAR	1,394,601.48	194,860.40	13.972%	**1.842%**
3RD QTR	4,259,016.99	698,872.17	**16.409%**	**1.966%**
APR	1,237,871.93	249,404.99	20.148%	**1.587%**
MAY	1,137,954.74	191,938.53	16.867%	**1.441%**
JUNE	965,341.63	149,595.73	15.497%	**1.318%**
4TH QTR	3,341,168.30	590,939.25	**17.687%**	**1.449%**
TOTALS	16,436,010.55	2,891,523.50	**17.593%**	**1.975%**

FY 2018-19

INTEREST ON CASH IN TREASURY GL 101				
	TOTAL APPORTIONED A	GEN FUND Prefix ID & FX 40430/40434 B	% OF TOTAL C	**RATE**
JUL	1,159,069.35	204,089.92	17.608%	**1.610%**
AUG	1,037,183.10	189,757.95	18.296%	**1.591%**
SEPT	953,336.39	169,123.49	17.740%	**1.630%**
1ST QTR	3,149,588.84	562,971.36	**17.874%**	**1.610%**
OCT	1,004,120.19	179,559.33	17.882%	**1.725%**
NOV	1,117,755.80	260,587.77	23.313%	**1.870%**
DEC	1,441,926.17	361,715.64	25.086%	**1.994%**
2ND QTR	3,563,802.16	801,862.74	**22.500%**	**1.863%**
JAN	1,549,967.66	338,432.28	21.835%	**2.145%**
FEB	1,405,091.25	291,644.49	20.756%	**2.246%**
MAR	1,552,925.83	280,591.97	18.069%	**2.243%**
3RD QTR	4,507,984.74	910,668.74	**20.201%**	**2.211%**
APR	1,773,170.47	386,768.41	21.812%	**2.365%**
MAY	1,724,728.28	315,877.59	18.315%	**2.263%**
JUNE	1,654,272.76	302,413.23	18.281%	**2.361%**
4TH QTR	5,152,171.51	1,005,059.23	**19.507%**	**2.330%**
TOTALS	16,373,547.25	3,280,562.07	**20.036%**	**2.004%**

Santa Cruz County
Office of Education

Dr. Faris Sabbah, Superintendent · 400 Encinal Street, Santa Cruz, CA 95060

MEMO

DATE: September 15, 2020

TO: **DISTRICT BUSINESS MANAGERS**

FROM: Elizabeth Heimsoth, Sr. Account Specialist IV 466-5623

SUBJECT: **2019-2020 INTEREST** JUNE 2020

The following summary of the Auditor - Controller's interest rates is provided for your information.

FY 19/20	JULY	AUGUST	SEPT.	**1ST QTR AVERAGE**	OCT.	NOV.	DEC.	**2ND QTR AVERAGE**
	2.350%	2.294%	2.293%	**2.312%**	2.253%	2.245%	2.024%	**2.174%**

JAN.	FEB.	MARCH	**3RD QTR AVERAGE**	APRIL	MAY	JUNE	4TH QTR AVERAGE
2.104%	1.950%	1.842%	**1.965%**	1.587%	1.441%	1.318%	**1.449%**

FY 19/20	**1.975%**

PRIOR YEARS AVERAGE - PROVIDED BELOW IS A LISTING OF THE ANNUALIZED INTEREST RATES FOR THE LAST 24 FISCAL YEARS.

YEAR	RATE	YEAR	RATE	YEAR	RATE
FY 19/20	**1.98%**	**FY 11/12**	**0.49%**	**FY 03/04**	**1.30%**
FY 18/19	**1.97%**	**FY 10/11**	**0.59%**	**FY 02/03**	**1.99%**
FY 17/18	**1.21%**	**FY 09/10**	**0.81%**	**FY 01/02**	**3.28%**
FY 16/17	**0.86%**	**FY 08/09**	**1.88%**	**FY 00/01**	**6.28%**
FY 15/16	**0.65%**	**FY 07/08**	**4.16%**	**FY 99/00**	**5.82%**
FY 14/15	**0.45%**	**FY 06/07**	**5.27%**	**FY 98/99**	**5.40%**
FY 13/14	**0.36%**	**FY 05/06**	**4.23%**	**FY 97/98**	**5.57%**
FY 12/13	**0.35%**	**FY 04/05**	**2.20%**	**FY 96/97**	**5.58%**

CC Rebecca Olker

SANTA CRUZ CITY SCHOOL DISTRICT

AGENDA ITEM: Bond Project Notices of Completion

MEETING DATE: September 23, 2020

FROM: Jim Monreal, Assistant Superintendent, Business Services

THROUGH: Kris Munro, Superintendent

RECOMMENDATION:
Accept two Bond project notices of completion.

BACKGROUND:
The work at Mission Hill Middle School was inspected and complies with the plans and specifications of the vendor contracts. The District has determined that these projects are complete. The Board is asked to accept completion of these projects by approving the attached Notices of Completion, which will be duly filed with the County. Normally the District would file the Notices of Completion with the County of Santa Cruz. Due to the pandemic, the County offices have been closed, and until they can be filed, these notices are being brought before the board. In order to comply with Public Contract Code, these Notices of Completion must be made official to allow the district to pay the contractor by required timelines and not incur financial penalties.

CONTRACTOR	PROJECT	Completion Date
Hart Floor Company	Mission Hill Middle School Multi-Purpose Room Flooring Replacement	August 10, 2020
Abacherli Fence, Co.	Mission Hill Middle School Fence Replacement	September 21, 2020

FISCAL IMPACT:
None.

This work is in direct support of the following District goals and their corresponding metrics:

Goal #2: SCCS will create positive, engaging school environments that promote the development of cognitive skills and the social emotional well-being of all students.
Goal #5: SCCS will maintain a balanced budget and efficient and effective management.
Goal #6: SCCS will maintain strong communication and partnership with its diverse community.

Prepared by Trevor Miller, Director, Facility Services

Santa Cruz City Schools
Facility Services
536 Palm Street, Santa Cruz, CA 95060
(831) 429-3904

NOTICE OF COMPLETION

Date: September 23, 2020

To: Abacherli Fence, Co.

Project: Mission Hill Middle School Fence Replacement,
Santa Cruz City Schools

THE SANTA CRUZ CITY SCHOOLS DISTRICT HEREBY GIVES NOTICE THAT:

The address of this School District is 133 Mission Street, Suite l 00, Santa Cruz, California 95060.

On June 18th 2020, this District contracted with: Abacherli Fence, Co.3125 Porter Street, Soquel CA 95073 as Contractor; and with Nationwide Mutual Insurance Company as Surety for said Contractor, for work of Fence Replacement performed on District grounds at: Mission Hill Middle School 425 King Street, Santa Cruz, CA 95060

It has been certified that this work has been inspected and complies with the plans and specifications, and that the Contractor competed the work on September 21st, 2020.

The work of improvement described above is accepted as completed, and the Assistant Superintendent for Business Services has filed for recording this Notice as a Notice of Completion in connection with that contract.

_____
Jim Monreal
Assistant Superintendent, Business Services
Santa Cruz City Schools

Santa Cruz City Schools
Facility Services
536 Palm Street, Santa Cruz, CA 95060
(831) 429-3904

NOTICE OF COMPLETION

Date: September 23, 2020

To: Hart Floor Company

Project: Mission Hill Middle School Multi-Purpose Room Flooring Replacement, Santa Cruz City Schools

THE SANTA CRUZ CITY SCHOOLS DISTRICT HEREBY GIVES NOTICE THAT:

The address of this School District is 133 Mission Street, Suite 100, Santa Cruz, California 95060.

On July 1st 2020, this District contracted with: Hart Floor Company 1190 Beth Dr., Felton, CA 95018 as Contractor; and with United Surety Insurance Company as Surety for said Contractor, for work of Multi-Purpose Room Flooring Replacement performed on District grounds at: Mission Hill Middle School 425 King Street, Santa Cruz Ca 95060.

It has been certified that this work has been inspected and complies with the plans and specifications, and that the Contractor competed the work on August 10th, 2020 .

The work of improvement described above is accepted as completed, and the Assistant Superintendent for Business Services has filed for recording this Notice as a Notice of Completion in connection with that contract.

_____

Jim Monreal
Assistant Superintendent, Business Services
Santa Cruz City Schools

SANTA CRUZ CITY SCHOOL DISTRICT

AGENDA ITEM: Gifts

MEETING DATE: September 23, 2020

FROM: Kris Munro, Superintendent

RECOMMENDATION:
Accept the following gifts donated to the Santa Cruz City School District.

BACKGROUND:
Pursuant to Board Policy/Regulation 3290, the Governing Board may accept on behalf of and for the District, any bequest, gift of money or gift of property, valued at $100 or more, that is presented to the District. A letter of appreciation will be sent to the donors.

Food Services
Live Earth Farms donated $700.00 in produce to Santa Cruz City Schools for families on Coast Road.

This work is in direct support of the following District goals and their corresponding metrics:

Goal #6: SCCS will maintain strong communication and partnership with its diverse community.

SANTA CRUZ CITY SCHOOL DISTRICT

AGENDA ITEM: County Office of Education High School Career and Technical Education Magnet Memorandum of Understanding

MEETING DATE: September 23, 2020

FROM: Dorothy Coito, Assistant Superintendent of Educational Services

THROUGH: Kris Munro, Superintendent

RECOMMENDATION:
Approve the County Office of Education High School Career and Technical Education Magnet Class Memorandum of Understanding to increase student access to different Career and Technical Education courses.

BACKGROUND:
The Santa Cruz County Office of Education and all other Santa Cruz school districts with high schools participate in a Career and Technical Education Magnet Course program. Districts and the county are entering into agreements with each other to continue the Career and Technical Education magnet course programs (see attached Memorandum of Understanding for details regarding the agreement). All districts, as well as the Santa Cruz County Office of Education, would like to continue this magnet course practice. The purpose and goal of the magnet course is to give students more opportunities to engage in different Career and Technical Education courses and pathways that Santa Cruz City Schools does not offer. For example, the two most popular Career and Technical Education magnet courses students take are Culinary Arts and Fire Science. These two courses are made available to Santa Cruz City Schools students through the Santa Cruz County Office of Education.

Evaluation Criteria
Santa Cruz City Schools will track the number of students enrolling in each Career and Technical Education magnet course offered by the County Office of Education. As long as there are students who desire to participate in other Career and Technical Education magnet courses, it is recommended that Santa Cruz City Schools continue to be a part of this countywide agreement.

FISCAL IMPACT:
$63,000 – Measure T (Restricted)

This work is in direct support of the following District goals and their corresponding metrics:

Goal #1: All Santa Cruz City Schools students will be prepared to successfully access post-secondary college and career opportunities.

AGENDA ITEM: 8.2.1.1.

Goal #5: SCCS will maintain a balanced budget and efficient and effective management.

AGENDA ITEM: 8.2.1.1.

DocuSign Envelope ID: 7CE173D0-2C46-462B-9CF0-DF4E590085EC

SANTA CRUZ COUNTY OFFICE OF EDUCATION (SCCOE) and SANTA CRUZ CITY SCHOOL DISTRICT (SCCS) MAGNET CLASS AGREEMENT

2020/2021 School Year

THIS AGREEMENT is between the Santa Cruz County Office of Education (SCCOE) and the Santa Cruz City School District (SCCS).

THE PURPOSE of this Agreement is to set forth the terms under which the SCCOE will provide the listed CTE Magnet course (s) for students of Santa Cruz City School District. The cost per student shall be $1,000.

NOW, THEREFORE, in consideration of mutual covenants and promises set forth herein, and for such other good and valuable consideration, the receipt and sufficiency of which are hereby acknowledged, the parties hereto agree as follows:

A. **District Responsibility:**

1. District will provide all data required under this agreement in regards to Student information for registration, release from parents to attend an off-site class (parent and student to supply transportation), reporting of grades to the student/parents and attendance to the CDE, reporting of any other pertinent future information that may be needed for CDE reporting on various grants.

2 As necessary, the District will read and familiarize themselves with the grant requirements that may be used to fund the classes, in order to prepare, monitor, and report data required for reporting to the CDE and as required in the LCAP.

3. District will report statistics and narrative as needed for the LCAP.

4. Data required will be, but is not limited to, student data (ie: graduation rates, CTE rates, post-secondary education/occupation/endeavors etc.).

   a. Class: North County Fire
      Number of Students: 24
      Total Due: $24,000
   b. Class: Culinary Arts at the Food Lounge Thursday
      Number of Students: 28
      Total Due: $28,000
   c. Class: Culinary Arts at the Food Lounge Tuesday
      Number of Students: 11
      Total Due: $11,000
   d. Class: _____
      Number of Students: _____
      Total Due: _____
      GRAND TOTAL DUE: $63,000

DocuSign Envelope ID: 7CE173D0-2C46-462B-9CF0-DF4E590085EC

5. Enrollment will be finalized on the 11th day of class and the estimated totals shall be adjusted.

B. SCCOE Responsibility:

1. SCCOE will require 25 or more students to enroll (student cap to be determined by classroom/lab accommodation).

2. SCCOE will enroll students identified by district.

3. SCCOE will monitor students' attendance and report back to the district (monthly).
4. SCCOE will monitor students' progress and grades and report back to district (per district report period).

5. SCCOE will employ credentialed qualified teachers and staff for the classroom (per availability).

6. SCCOE will maintain all equipment, supplies, and labs needed for coursework.

7. SCCOE will ensure all staff are properly trained regarding sexual abuse, molestation, and mandated reporter.

C. **Term.** This Agreement shall commence on July 1, 2020 and shall continue until June 30, 2021.

D. **Termination**. This Agreement will be active for the full Term and district will be required to pay full cost of each student enrolled. Students' enrollment will be as of the 11th day of class.

E. **Administrative Costs.** The total costs to participating districts for the services performed by the SCCOE will be $1,000 per student to be billed no later than August 15, 2021.

F. **Hold Harmless**. To the fullest extent permitted by law, each party shall defend, indemnify, and hold the other party, its Governing Board, officers, agents, and employees harmless from and against any and all liability, loss, expense (including reasonable attorney's fees), or claims for injury or damages arising out of the performance of this Agreement but only in proportion to and to the extent such liability, loss, expense, or claims for injury or damages are caused by or result from the willful or intentional misconduct or negligent acts or omissions of the indemnified party, its officers, employees, volunteers, or agents.

G. **Insurance**. Under this Agreement, each party shall maintain insurance as described below.

1. Workers' Compensation Insurance. Workers' compensation insurance for each party's employees with statutory limits as required by the Labor Code of the State of California.

2. General Liability Insurance. Commercial general liability insurance covering bodily injury and property damage using an occurrence policy form, in an amount no less than One

DocuSign Envelope ID: 7CE173D0-2C46-462B-9CF0-DF4E590085EC

Million Dollars ($1,000,000) combined single limit for each occurrence and Two Million Dollars ($2,000,000) general aggregate. Said commercial general liability insurance policy shall either be endorsed with the following specific language or contain equivalent language in the policy:

a. Each District, its officers, agents, and employees, shall be named as additional insured under each other's policy for all liability arising out of the operations by or on behalf of the named insured in the performance of this Agreement.

b. The insurance provided herein is primary with respect to any insurance or self-insurance programs maintained by SCCOE or District/Agency.

1. Automobile Insurance. Automobile liability insurance covering bodily injury and property damage in an amount no less than One Million Dollars ($1,000,000) combined single limit for each occurrence shall be maintained. Said insurance shall include coverage for owned, hired, and non-owned vehicles.

2. Sexual Abuse and Molestation Insurance. Sexual Abuse and Molestation insurance with coverage of no less than One Million Dollars ($1,000,000) per occurrence, and Two Million Dollar ($2,000,000) aggregate shall be maintained.

The following documentation shall be submitted to the other party:

1. Properly executed Certificates of Insurance clearly evidencing all coverage's limits, and endorsements required above. Said Certificates shall be submitted prior to the execution of this Agreement. The parties agree to maintain current Certificates of Insurance evidencing the above-required coverage, limits, and endorsements on file with the other party for the duration of this Agreement.

2. Signed copies of the specified endorsements for each policy. Said endorsement copies shall be submitted upon of execution of this Agreement.

3. After the Agreement has been signed, signed Certificates of Insurance and required endorsements shall be submitted for any renewal or replacement of a policy that already exists, at least ten (10) days before expiration or other termination of the existing policy.

H. **Facilities.** SCCOE shall be solely responsible for its own facilities, equipment, and personal property, including any damage that occurs thereto which is not the result of negligence which is not under the control of the SCCOE.

I. **No Employment Rights.** Each party's employees shall be under the exclusive management control of that party and shall not be employees of the other party for any purposes whatsoever. No relationship of employer and employee is created by this Agreement.

DocuSign Envelope ID: 7CE173D0-2C46-462B-9CF0-DF4E590085EC

J. **Discrimination.** The parties and its employees shall not discriminate because of sex, sexual orientation, gender, ethnic group identification, race, ancestry, national origin, religion, color or mental or physical disability against any person by refusing to furnish such persons any service or privilege offered by the parties under this Agreement.

K. **Assignment.** This Agreement or any interest herein shall not be assignable by the parties or by operation of law without the prior written consent of the other party. Any attempt to so assign without first obtaining such written consent shall be null and void. In the event such written consent should be given by the other party, said consent shall not constitute a waiver of this provision, which shall remain in effect with respect to any and all subsequent attempts to assign.

L. **Notice.** As used in this Agreement, notice includes but is not limited to the communication of notice, request, demand, approval, statement, report, acceptance, consent, waiver and appointment. All notices must be in writing. Notice is considered given either (a) when delivered in person to the recipient named as below, or (b) when emailed and then deposited in the United States mail in a sealed envelope or container, postage and postal charges prepaid, addressed by name and address to the party or person intended as follows:

Santa Cruz City School District	Jim Monreal CBO 133 Mission Street, Suite 100 Santa Cruz, CA 95060 831-429-3410
Santa Cruz County Office of Education	Liann Reyes Deputy Superintendent, Business 400 Encinal Street Santa Cruz, CA 95060 831-466-5602

M. **Amendments.** The parties agree to make appropriate amendments to this Agreement from time to time, to comply with state and federal legislation or rules and regulations issued by state or federal agencies, if such amendments are required, provided, however, that in the event the changes required, or the legislation, or the rules and regulations, materially change the contract or affect the validity thereof either whole or in part, then in that event, the Agreement may be terminated at the option of either party.

N. **Governing Law.** This Agreement shall be governed by and interpreted under laws of the State of California, with venue for the judicial resolution of any dispute to be Santa Cruz County, California and no other place.

O. Confidentiality of Student Information. Any employee of Santa Cruz City School District

DocuSign Envelope ID: 7CE173D0-2C46-462B-9CF0-DF4E590085EC

who may access the Santa Cruz County Office of Education student's confidential information, must sign the enclosed Non-Disclosure Agreement with respect to protecting the confidentiality of any student data and information which may be exchanged in accordance with and in furtherance of this Agreement.

IN WITNESS WHEREOF, the parties hereunto have set their hands this _____ day of _____, 2020.

_____
Jim Monreal, CBO Date
Santa Cruz City Schools

_____
Kris Munro, Date
Superintendent of Santa Cruz City Schools

_____
Faris Sabbah, Superintendent Date
Santa Cruz County Office of Education

_____
Liann Reyes, Deputy Superintendent Date
Santa Cruz County Office of Education

_____
Henry Michael Date
CTE Program

DocuSign Envelope ID: 7CE173D0-2C46-462B-9CF0-DF4E590085EC

Non-Disclosure Agreement
(Use of Student Data During Magnet Class Program)

This Non-Disclosure Agreement is by and between the Santa Cruz City School District (SCCS) and the Santa Cruz County Office of Education (Receiving District) both parties collectively, (Parties), dated _____, and relates to the sharing of certain confidential information between the Parties during the Receiving District's provision of magnet classes to SCCS students under the terms of the separate Magnet Class Agreement, dated _____ ("Services").

As an employee of the Receiving District who conducts or may conduct Services for SCCS students, you may have access to "Confidential Information" – defined below. The purpose of this Agreement is to help you understand your obligations regarding accessing, possessing, and maintaining this Confidential Information.

Confidential Information shall mean any item of information provided from SCCS to the Receiving District during the Services that is directly related to an identifiable SCCS student or to an identifiable parent of a SCCS student, and may include, but is not limited to, information relating to:

- Student academic/educational records
- Student and District employee demographics and personal information, such as race, gender, age, birthdate, telephone numbers, fax numbers, mailing addresses, residential addresses, electronic mail addresses, social security numbers, full face photographic images and any comparable images; and any other unique identifying number, characteristic, or code
- Sensitive information, such as foster care, residential placement, homelessness, and disability status of District student
- District/school information (i.e., statistical records, strategic plans, internal reports, memos, and communications)

Confidential information is protected by Federal and State laws, including California Education Code, §49060 *et seq.*, FERPA (Family Educational Rights and Privacy Act), and HIPAA (Health Insurance Portability and Accountability Act), as well as other state and federal laws protecting the privacy of students and District employees. The intent of these laws is to insure that Confidential Information will remain confidential - that is, that it will be used only as necessary to accomplish the purpose for which it is needed.

In the event that you access, possess, or maintain Confidential Information, you will comply with all applicable state and federal confidentiality laws, including FERPA and its implementing regulations, HIPAA, Education Code, §49060 *et seq.*, and Article I, §1 of the California Constitution, as well as any relevant District Board Policies.

You are required to read, understand, and abide by the following rules as they relate to your performance of the Services:

1. You will only use Confidential Information as necessary to perform your duties as an employee of the Receiving District and in furtherance of the Services.

DocuSign Envelope ID: 7CE173D0-2C46-462B-9CF0-DF4E590085EC

2. You will not in any way divulge, copy, release, sell, loan, review, alter, or destroy any Confidential Information/data.

3. You will not misuse Confidential Information/data or be careless with it. You will hold all Confidential Information/data in strict confidence.

4. In the event of a breach of Confidential Information, you shall notify your supervisor immediately.

5. In the event you identify or believe there may be a security problem with the Receiving District or SCCS's system, you will notify your department's system administrator immediately.

6. You understand that your obligations under this Agreement will continue after your affiliation with the Receiving District terminates.

7. You understand that any of your access privileges to Confidential Information/data are subject to periodic review, revision, and, if necessary, modification.

8. You understand that you have no right or ownership interest in any Confidential Information.

I certify that I have read and understand the terms of this Non-Disclosure Agreement and hereby agree to be bound by it in furtherance of the performance of my Services.

Signature of Receiving District Employee

Print Name of Receiving District Employee

Date

SANTA CRUZ CITY SCHOOL DISTRICT

AGENDA ITEM Memorandum of Understanding and Consultant Services Agreement: SEEDS Restorative Justice

MEETING DATE: September 23, 2020

FROM: Dorothy Coito, Assistant Superintendent Educational Services

THROUGH: Kris Munro, Superintendent

RECOMMENDATION:
Approve the Consultant Services Agreement for SEEDS, Restorative Justice training.

BACKGROUND:
This is the first year of Restorative Justice Introductory Implementation at Santa Cruz High School. SEEDS provides training to schools focused on understanding the fundamental principles of Restorative Justice, as well as the implementation of key practices. Restorative Justice practices aim to establish a positive school culture and address the district strategic focus area on school connectedness.

Evaluation criteria
The program will be evaluated based on attendance, grades, discipline data and evaluations completed by participants.

FISCAL IMPACT:
$10, 700 Title IV (Restricted)

This work is in direct support of the following District goals and their corresponding metrics:
Goal #1: All Santa Cruz City Schools students will be prepared to successfully access post-secondary college and career opportunities.
Goal #2: SCCS will create positive, engaging school environments that promote the development of cognitive skills and the social emotional well-being of all students.

AGENDA ITEM: 8.2.1.2.

SEEDS

School Services

Memorandum of Understanding

1. Parties:

This Memorandum of Understanding (hereinafter referred to as MOU) is made and entered into between **Santa Cruz High School** and **SEEDS Community Resolution Center**, whose address is 2530 San Pablo Ave., Berkeley, CA 94702.

2. Purpose:

The purpose of this MOU is to establish the terms of the training and workshop services to be provided by **SEEDS Community Resolution Center** for **Santa Cruz High School**

3. Description of the Services to be Provided:

SEEDS shall provide one 3 hour PD Intro to RJ training, two 1hr15min staff meeting trainings for 60 staff members, and up to 10 coaching hours to be used as needed by the school.

4. Times, Dates and Location:

Date	Service	Fee
Jan 5, 2021	3 hour training (60 people)	$3,500
TBD in March	1hr 15min training (60 people)	$2,350
TBD in April	1hr 15min training (60 people)	$2,350
TBD	up to 10 hours of coaching	$2,500
Total		**$10,700**

5. Services Provided by SEEDS:

SEEDS will provide a one 3 hour PD Intro to RJ training, two 1hr15min staff meeting trainings for 60 staff members, and up to 10 coaching hours to be used as needed by the school. The trainings will cover an introduction to RJ and an in-depth look at restorative communication skills. The coaching hours will be split with some used to coach staff as part of a cohort on Mondays after minimum days and the remaining hours will be used to set up a drop in option for staff that are not part of the smaller cohort and may have questions or needs around implementation of RJ skills.

6. Services Provided by Client:

None as training will take place online via Zoom, depending on what CDC guidelines around COVID-19 recommend at the time of the trainings.

7. Scope of this Memorandum of Understanding:

The parties agree that this MOU is effective only for the project specified.

8. Rights to Training Materials:

The parties agree that SEEDS retains all rights to training and facilitation materials and content prepared by the Instructor and SEEDS.

9. Payment:
Total payment is agreed in the amount of **$10,700** to include design, planning, and execution of the services stated above. SEEDS will invoice **$5,350** on January 6th 2021 and the remaining **$5,350** on March 17, 2021.

10. Cancellation:
The parties agree that it may be necessary to cancel or postpone the training due to emergency. In the event of such emergency cancellation, the parties may, but are not required to agree to an alternate date.

11. SEEDS Mailing List:

SEEDS maintains a mailing list of current clients so that we can easily inform you of upcoming trainings and events and the release of relevant resources and materials. It is our practice to automatically add a new client to our mailing list, unless the client specifically requests not to be added.

By their signatures below, the undersigned parties and/or their authorized representatives agree to the foregoing:

_____ _____

Michelle Poirier Date
Santa Cruz High School Principal

_____ _____

Aleida Moreno, School Services Manager Date
SEEDS Community Resolution Center

Santa Cruz City Schools
133 Mission Street, Ste. 100
Santa Cruz, Ca 95060

REQUISITION #:_____

REQUEST FOR CONSULTANT SERVICES AGREEMENT

Submit to the responsible Assistant Superintendent at least two weeks before the Board meeting and prior to the Consultant beginning work.

Site: Student Services/SCHS **Principal/Director:** Gail Atlansky

Describe Work to be Performed and District and Site Goals Supported:
Supporting Year 1 in the development of coherent Restorative Justice implementation plans and strategies for Santa Cruz High.
Create comprehensive restorative initiatives that weave restorative practices into all aspects of school life.

Qualifications of Consultant: SEEDS trainers are experienced in implementing Restorative Justice within school settings

Name of Consultant: SEEDS Community Resolution Center Tax I.D.# or SSN: 94-3054165 (Vendor Data form to Purchasing)

Address: 2530 San Pablo Ave. Suite A Telephone #: 510-548-2377

City/State/Zip: Berkeley, CA 94702 Email: info@seedscrc.org

Date(s) of Service: Outlined in MOU Time: Outlined in MOU

Number of Hours:_____hours per day X_____days =_____total hours.

Hourly/Daily Rate (specify):_____ Meals: _____

Lodging:_____ Transportation: _____

TOTAL FEE TO BE PAID: $10,700 **Account #:** _____

Write out meaning of account number: Title IV

Approval of Business Services verifying account:_____ Date: _____

Authorized Signature of Consultant: _____ Date: september 17,

(**NOTE**: Consultant must submit invoice for payment upon completion of work)

_____ _____

Signature of Administrator Requesting Service Approval of Assistant Superintendent

Date: 9/17/2020 Date: _____

AB 1610, 1612, and 2102 COMPLIANCE *(consultants having more than limited contact with students require fingerprinting)*

☐ Consultants ***will be*** on campus on a regular basis (more than once) while students are present

☒ Consultant ***will not*** be on campus on a regular basis while students are present (fingerprints not required).

Fingerprint Clearance date:_____ Approval of Human Resources:_____

* *

PAYMENT AUTHORIZATION

(Submit for payment after Consultant completes work)

I hereby certify that the consultant has satisfactorily completed the services in accordance with the above Agreement and that payment is in order.

_____ _____

Signature of Administrator Requesting Payment Date

_____ _____

Approval of Assistant Superintendent Date

Board of Education Approval:_____
(Required if over $2500)

7/14/2016

SANTA CRUZ CITY SCHOOL DISTRICT

AGENDA ITEM: Memorandums of Understanding with Neighboring Districts

MEETING DATE: September 23, 2020

FROM: Dorothy Coito, Assistant Superintendent of Educational Services

THROUGH: Kris Munro, Superintendent

RECOMMENDATION:
Approve the Memorandums of Understanding listed below so that Santa Cruz City Schools can serve students from neighboring districts.

BACKGROUND:
Santa Cruz City Schools is the largest district in the North County Special Education Local Planning Area. As such, Santa Cruz City Schools provides the largest continuum of services for special education students in the Special Education Local Planning Area. On occasion, neighboring districts may seek to have their students served in Santa Cruz City School programs because they do not have appropriate programs available in their home district. In these instances, Santa Cruz City Schools may enter into an agreement whereby Santa Cruz City Schools accepts an out of district student into a special education program at one of the district schools and then charges the neighboring district for such services.

Following, please find a list of Memorandums of Understanding proposed for the 2020-21 school year. These placements may last a full year or may end prior to the end of school because a student is successfully able to re-integrate into a program within their home district. Additionally, new students may enroll following the date of this board meeting due to previously unidentified needs.

District	District	Number of Students
Bonny Doon Union ESD	Elementary	1
Live Oak School District	Elementary/Secondary	2
Loma Prieta JUSD	Secondary	1
Pacific Elementary	Elementary	1
San Lorenzo Valley USD	Secondary	2
Scotts Valley USD	Secondary	6
Soquel Union ESD	Secondary	1

AGENDA ITEM: 8.2.1.3.

FISCAL IMPACT:

This work will generate revenue to the district, covering the cost of the pupils enrolled in programs from the sending school district.

This work is in direct support of the following District goals and their corresponding metrics:

Goal #1: All Santa Cruz City Schools students will be prepared to successfully access post-secondary college and career opportunities.
Goal #5: SCCS will maintain a balanced budget and efficient and effective management.
Goal #6: SCCS will maintain strong communication and partnership with its diverse community.

Prepared by Stacy O'Farrell, Director of Special Education

SANTA CRUZ CITY SCHOOL DISTRICT

AGENDA ITEM: East Bay Restaurant Supply Quote: Convection Oven Replacement

Meeting Date: September 23, 2020

FROM: Jim Monreal, Assistant Superintendent, Business Services

THROUGH: Kris Munro, Superintendent

RECOMMENDATION:
Approve the quote from East Bay Restaurant Supply for the replacement of the convection ovens for Harbor High School Central Kitchen.

BACKGROUND:
On June 16th 2020, the top convection oven in the central kitchen located at Harbor High School would not reach the correct cooking temperature. A repair service was called and an assessment was completed. Because the oven is a 1989 model and is 31 years old, parts are difficult to find. On July 2nd 2020, Director of Food Services, Amy Hedrick-Farr, was informed that the needed parts could not be located and it was recommended the oven be fully replaced.

On July 20th 2020, a call was made for a second opinion from a different vendor and a second assessment was completed. They also were unable to locate parts and gave the same recommendation for full replacement.

These ovens are an essential part of the kitchen facility. In producing over 1,500 meals daily for the elementary pack out program as well as being the main cooking equipment for Harbor High School, the oven needs to be replaced.

Bids were requested from multiple vendors for the double stack convection oven in the Central Kitchen. Two quotes were received that met district specifications:

Hobart	$18,686.25
East Bay Restaurant	$16,596.93

FISCAL IMPACT
$16,596.93 Routine Restricted Maintenance (Restricted)

This work is in direct support of the following District goals and their corresponding metrics:
Goal #2: SCCS will create positive, engaging school environments that promote the development of cognitive skills and the social emotional well-being of all students.

AGENDA ITEM: 8.2.2.1.

Goal #5: SCCS will maintain a balanced budget and efficient and effective management.

Prepared by Amy Hedrick-Farr, Director, Food & Nutrition Services

East Bay
RESTAURANT SUPPLY INC.

Quote

08/20/2020

Project:
Santa Cruz City School District

From:
East Bay Restaurant Supply, Inc.
Carlito Oyas
49 Fourth Street
Oakland, CA 94607-4603
(510) 465-4300
(510)465-4300 (Contact)

Project Code: 63918 Job Reference Number: 59594

Item	Qty	Description	Sell	Sell Total
1	1 ea	**CONVECTION OVEN, GAS**	$13,417.85	$13,417.85
		Vulcan Model No. VC66GD Convection Oven, gas, double-deck, bakery depth, solid state controls, electronic spark igniters, 60 minute timer, 8" high legs, stainless steel front, top and sides, stainless steel doors with windows, (2) 50,000 BTU, NSF, CSA Star, CSA Flame, ENERGY STAR® Dimensions 70(h) x 40(w) x 46.25(d)		
	1 ea	1 year limited parts & labor warranty, standard		
	1 ea	K-12 School Nutrition extended warranty extends the warranty for 12 months beyond the 12 month Original Equipment Warranty, not to exceed 24 months from date of installation		
	1 ea	Natural gas (specify elevation if over 2,000 ft.)		
	1 ea	(2) 120v/60/1-ph, 15.4 amps total, (2) 6' cords with plugs, standard		
	1 ea	Gas manifold piping included with stacking kit to provide single point gas connection		
	2 ea	Simultaneous doors, both ovens (2 required)	$186.36	$372.72
	1 st	Casters, set of (4) in lieu of standard legs	$76.24	$76.24
	1 kt	Dormont 1675KIT48 Dormont Blue Hose™ Moveable Gas Connector Kit, 3/4" inside dia., 48" long, covered with stainless steel braid, coated with blue antimicrobial PVC, (1) SnapFast® QD, (1) full port valve, (2) 90° elbows, (1) Snap'N Go, coiled restraining cable with hardware, 180,000 BTU/hr minimum flow capacity, limited lifetime warranty	$149.60	$149.60
	Class 85	Weight: 989.85 lbs total		
			ITEM TOTAL:	**$14,016.41**
2	1 ea	**INSTALLATION**	$1,284.00	$1,284.00
		Custom Model No. EB900 Includes: 1. Delivery of New Oven 2. Installation of New Oven. Including gas hose and restraining device 3. Disconnection and disposal of Old oven		
			ITEM TOTAL:	**$1,284.00**

Initial: _____

East Bay
RESTAURANT SUPPLY INC.

Merchandise	$15,300.41
Tax 9.25%	$1,296.52
Total	$16,596.93

Prices Good Until: 09/21/2020

TERMS - To Be Determined.
NOTE: In the event of terms granted, any action deemed necessary to protect fully Lender's interest under the Agreement in accordance with the Uniform Commercial Code or other applicable law. Lendor and any assignee of Lendor is authorized to file one or more Uniform Commercial Code financing statements without the signature of the Borrower or signed by Lendor or any assignee of Lendor as attorney-in-fact for Borrower.
NOTE: Prices are valid for 30 days.
NOTE: Please verify all electrical specifications, door Hinging, gas type and elevation from sea level on all models prior to ordering.
NOTE: Only Equipment shown and accessories shown on this quotation may be purchased at the quoted price. items are limited to the price and quantity shown. Special order items non returnable or subject to factory return policy.
NOTE: Equipment, options, and accessories not shown on this quotation will not be included.
NOTE This quote is subject to acceptance within 30 days from the date of issue or a manufacturer"s effective date of price increase, whichever is earlier.
NOTE: All credit card transactions are subject to a 2% transaction fee. This fee can be waived for payment in full at the time of purchase.

NOTE: EAST BAY RESTAURANT SUPPLY, INC. and their manufacturers are not responsible for errors or omissions due to faulty specifications, or when an equipment schedule only has been provided.

Manufacturer's price increases are estimated approximately 5% per year. Installation based on NonUnion installers. EBRS does not accept any liquidated damages. Special Order Items non-returnable. "This contract shall be deemed executed and enforceable in Alameda County, CA and any action to enforce the terms shall be venued in Alameda County, CA. All disputes on any lawsuits regarding interpretation or enforcement of this contract shall be venued in Alameda County, CA. On any amounts due and owing, interest shall accrue at the interest rate of 1.5% per month (18% per annum) East Bay Restaurant Supply, Inc shall be entitled to recover "reasonable" attorney fees and court costs on any unpaid amounts for collection cases."

Please note the following for Direct Shipments from Manufacturer:

- If there is damage to the outside of the carton, cartons must be refused by the receiver of record.
- All shipments must be inspected before signing the Bill of Lading, or must otherwise be signed as 'Pending inspection.'

Initial: _____

East Bay
RESTAURANT SUPPLY INC.

Acceptance: _____ Date: _____

Printed Name: _____

Initial: _____

Item # _____ C.S.I. Section 11420

OVENS

VC66G SERIES
DOUBLE DECK, DEEP DEPTH GAS CONVECTION OVENS



Model VC66GD
shown with optional casters

☐ **VC66GD** Solid state temperature controls adjust from 150° to 500°F. 60 minute timer with audible alarm.

☐ **VC66GC** Computer controls with digital time and temperature readouts. 99-hour timer with audible alarm. Roast and Hold cycle. One hundred programmable menu selections. Shelf I.D. programming.

Double deck ovens are supplied as separate units with a stacking kit.

STANDARD FEATURES

- Stainless steel front, sides, top and legs.
- Independently operated stainless steel doors with double pane windows.
- 50,000 BTU/hr. burner per section. 100,000 BTU/hr. total input.
- Electronic spark igniters.
- ½ H.P. two speed oven blower-motor. 120/60/1 with 6' cord and plug. 7.7 amps per section. 15.4 amps total draw.
- Oven cool switch for rapid cool down.
- Porcelain enamel on steel oven interiors.
- Five nickel plated oven racks with eleven rack positions per section.
- ¾" rear gas connection with combination gas pressure regulator and safety solenoid system.
- One year limited parts and labor warranty.

OPTIONS

☐ Complete prison package.
  ☐ Security screws only.
☐ 208V or 240V, 60 Hz, 1 ph, two speed, ½ H.P. blower motor. 208V, 4.2 amps; 240V, 3.6 amps.
☐ Casters.
☐ Simultaneous chain driven doors.
☐ Stainless steel rear enclosure.
☐ Second year extended limited parts and labor warranty.

ACCESSORIES

☐ Extra oven rack(s).
☐ Rack hanger(s).
☐ Stainless steel drip pan.
☐ Flexible gas hose with quick disconnect and restraining device. Consult price book for available sizes.
☐ Down draft flue diverter for direct vent connection.

SPECIFICATIONS

Double section, deep depth gas convection oven, Vulcan-Hart Model No. (VC66GD) (VC66GC). Stainless steel front, sides, top and legs. Independently operated stainless steel doors with double pane windows. Non-sag insulation applied to the top, rear, sides, bottom and doors. Porcelain enamel on steel oven interiors measures 29"w x 26⅛"d x 20"h. Two interior oven lights per section. Five nickel plated oven racks per section measure 28¼" x 24½". Eleven position nickel plated rack guides with positive rack stops. One 50,000 BTU/hr. burner per section. 100,000 BTU/hr. total input. Electronic spark igniters. Furnished with a two speed ½ H.P. oven blower-motor per section. Oven cool switch for rapid cool down. 120 volt, 60 Hz, 1 ph power supply required. 6' cord and plug. 7.7 amps total draw per section.

Exterior Dimensions:

40¼"w x 45⅛"d (includes motor & door handles) 41¾"d (includes motor only) x 70"h on 8" legs.

CSA design certified. NSF listed.

SPECIFY TYPE OF GAS WHEN ORDERING.
SPECIFY ALTITUDE WHEN ABOVE 2,000 FT.

VULCAN
a division of ITW Food Equipment Group LLC
P.O. Box 696 ▪ Louisville, KY 40201 ▪ Toll-free: 1-800-814-2028 ▪ Local: 502-778-2791 ▪ Quote & Order Fax: 1-800-444-0602

OVENS

VC66G SERIES
DOUBLE DECK, DEEP DEPTH GAS CONVECTION OVENS

INSTALLATION INSTRUCTIONS

1. A combination gas pressure regulator and safety solenoid system is included in this unit. Natural gas is 5.0" W.C., Propane gas is 10.0" W.C.
2. An adequate ventilation system is required for commercial cooking equipment. Information may be obtained by writing to the National Fire Protection Association, Batterymarch Park, Quincy, MA 02289. When writing, refer to NFPA No. 96.
3. These units are manufactured for installation in accordance with ANSZ223.1 (latest edition), National Fuel Gas Code. Copies may be obtained from American Gas Association Inc., Accredited Standards Committee Z223, 400 N. Capitol St. NW, Washington, DC 20001 or the Secretary Standards Council, NFPA, 1 Batterymarch Park, Quincy, MA 02169-7471.
4. Clearances:

	Combustible	Non-combustible
Rear	0"	0"
Right Side	2"	0"
Left Side	1"	0"

5. This appliance is manufactured for commercial installation only and is not intended for home use.
6. The installation location should not experience temperatures below -20°C (-4°F).

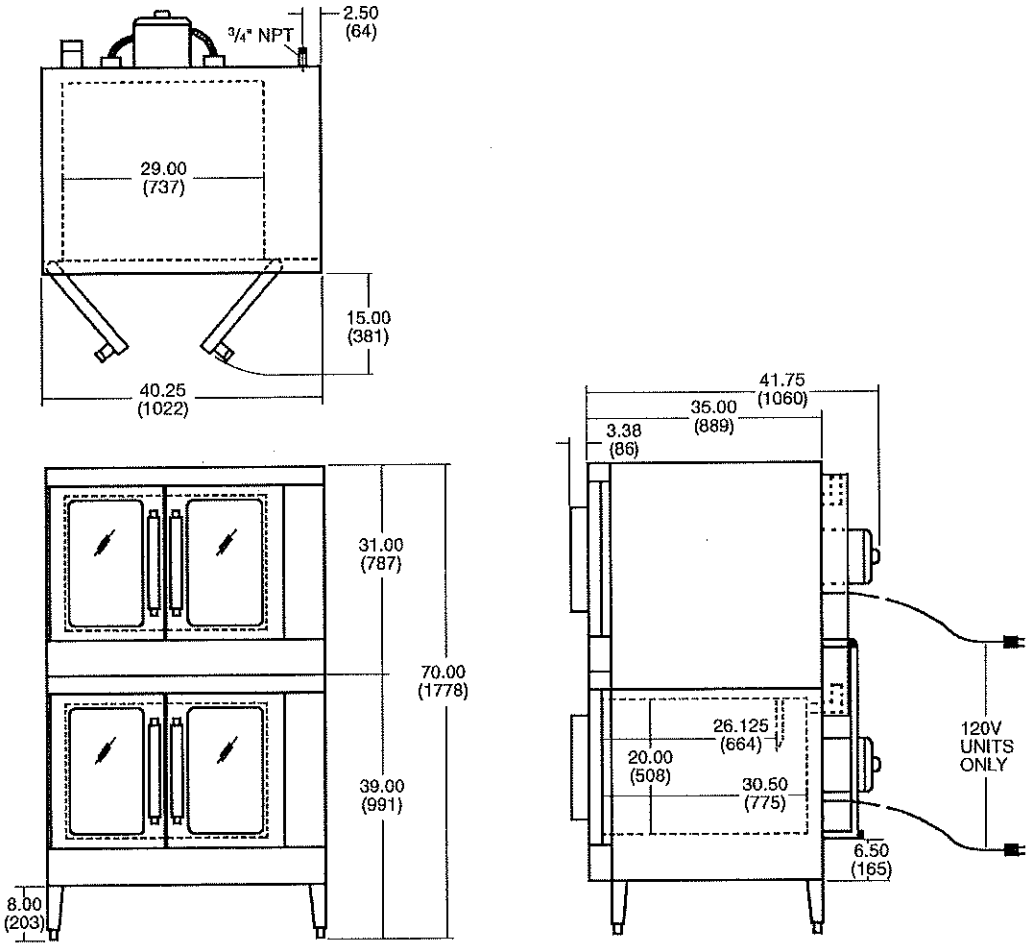

MODEL NO.	WIDTH	DEPTH (INCLUDES HANDLES)	HEIGHT	BTU/HR. PER OVEN	TOTAL BTU/HR.	ELECTRICAL	WEIGHT			
							WITH SKIDS & PACKAGING		WITHOUT SKIDS & PACKAGING	
							LBS.	KG	LBS.	KG
VC66G	40¼"	45⅛"	70"	50,000	100,000	120/60/1	984	446	866	392

VULCAN
a division of ITW Food Equipment Group LLC
P.O. Box 696 ▪ Louisville, KY 40201 ▪ Toll-free: 1-800-814-2028 ▪ Local: 502-778-2791 ▪ Quote & Order Fax: 1-800-444-0602

NOTE: In line with its policy to continually improve its products, Vulcan reserves the right to change materials and specifications without notice.

HOBART
Sales & Service

Quote

07/14/2020

Project:
Santa Cruz City Schools/Harbor High- Convection Ovens
Attn: Amy Hendrick
300 La Fonda Ave
Santa Cruz, CA 95062

From:
Traboh Inc. dba Hobart Sales and Service - Salinas
Rolfe Schreiner
1536 A Moffett St
Salinas, CA 93905
(831) 758-6646
831-578-7748 (Contact)

Job Reference Number: 3024

Item	Qty	Description	Sell	Sell Total
1	1 ea	**CONVECTION OVEN, GAS**	$16,229.12	$16,229.12
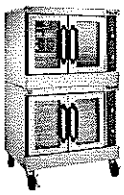		Vulcan Model No. VC66GD Convection Oven, gas, double-deck, bakery depth, solid state controls, electronic spark igniters, 60 minute timer, 8" high legs, stainless steel front, top and sides, stainless steel doors with windows, (2) 50,000 BTU, NSF, CSA Star, CSA Flame, ENERGY STAR®		
	1 ea	1 year limited parts & labor warranty, standard		
	1 ea	K-12 School Nutrition extended warranty extends the warranty for 12 months beyond the 12 month Original Equipment Warranty, not to exceed 24 months from date of installation		
	1 ea	Natural gas (specify elevation if over 2,000 ft.)		
	1 ea	(2) 120v/60/1-ph, 15.4 amps total, (2) 6' cords with plugs, standard		
	1 ea	Gas manifold piping included with stacking kit to provide single point gas connection		
	1 ea	Simultaneous doors, top oven	$218.24	<Optional>
	1 ea	Simultaneous doors, bottom oven	$218.24	<Optional>
	2 ea	ENCLSUR SSBACK Stainless steel rear enclosure (per section)	$342.24	<Optional>
	2 ea	DRIPPAN-SSDD Drip Pan (per section), stainless steel		
	1 st	Casters, set of (4) in lieu of standard legs		
		Includes In Bound Freight from Factory		
		INSTALLATION:		
		DELIVER, UNCRATE, ASSEMBLE, SET IN PLACE, CONNECT GAS WITH QUICK CONNECT, SEISMIC STRAIN RELIEF AND ELECTRICAL CORD AND PLUG		
		DISPOSE EXISTING OVENS		
		START TEST		

ITEM TOTAL:	**$16,229.12**
Merchandise	$16,229.12
Installation	$875.00
Tax 9.25%	$1,582.13
Total	$18,686.25

QUOTATION TERMS & CONDITIONS

1. This quotation is subject to acceptance within sixty days from the date issued or on effective date

of a price increase, whichever is earlier.

2. All prices are F.O.B. Factory or Warehouse, with Installation by Others unless specified above.
3. All electrical, plumbing, wall/ceiling/floor penetrations, HVAC and other mechanical rough-ins & final connections by others unless detailed & specified above.
4. This quotation is based on specifications submitted by you. Any addenda to or changes in the specifications, which are not specifically noted in this quotation, are excluded from the quotation.

SALES TERMS & CONDITIONS

1. I as acceptor have thoroughly reviewed all terms and conditions stated on all pages of this quotation.
2. I understand that by accepting I am signing a contract for the purchase of the above listed equipment and have here-by agreed to all terms and conditions.
3. Should I in any way default on any of these terms and conditions I agree to pay in full all late fees, restocking fees, interest, legal fees, etc., as per the terms and conditions of this contract.
4. I fully understand the limitations of all warranties and that the original manufacturer's warranty is the only warranty that applies to the products I am purchasing.
5. Late charges are $25 and 5%.
6. Seller may correct any errors in content, computation or sales tax.
7. All Purchase Orders, Invoicing, Payments, and Sales Related Paperwork should be mailed, faxed, or emailed to the above-listed addresses.
8. Traboh, Inc. terms are Net 30 from date of Signed Contract unless otherwise noted.

SHIPPING INFORMATION

Prior to signing the delivery receipt (or bill of lading), and prior the driver departing

- Verify the number of cartons is correct.
- Unpack, open and thoroughly inspect your shipment for any damage.
- If there is ANY damage or shortages that are discovered, make notations on each copy of the freight bill describing the damage or shortage in detail.
- It is the customer's right to refuse any shipment that shows signs of damage or shortage at the time of delivery.
- A signature on the delivery receipt is an acknowledgment that the shipment was received in good condition and without damage or shortage.
- If the driver demands to leave before your entire shipment has been inspected, note that on delivery receipt (near your signature) that the driver would not allow for inspection.
- If you have questions during delivery, please call Customer Service at...

If concealed damage is discovered

- Save all shipping cartons and packing materials.
- Immediately request an inspection by the carrier and file a freight claim.
- If packing materials are not saved, your opportunity to recover damages will be restricted.
- Failure to follow any of the above mentioned guidelines will also restrict your ability to return merchandise or file a claim for damages.
- The freight carrier is responsible for loss or damage and all claims are processed through them.
- All shortages or damaged deliveries must be telephoned to carrier within 2 days of receipt of shipment.
- Traboh, Inc. cannot be held responsible for damaged merchandise that is signed for as free and clear of damage.

Responsibilities of Common Carriers

- The freight carrier is responsible for loss or damage to all goods.
- By signing the freight bill clean, you acknowledge that the items and articles being delivered were properly packaged and are in good physical condition. If there are ANY hints of possible damage, it has to be noted on the freight bill.
- Common carriers' responsibility is to bring all merchandise to the end of the truck for the customer to unload.
- Common Carrier may or may not help bring the merchandise inside the building. Inside delivery and lift gate services are available at a premium.

STANDARD BAKERY INSTALLATION TERMS AND CONDITIONS

Included in First Trip

- Factory direct shipment, disassembled equipment, Coordinate the installation with the construction superintendent or contractor, Uncrating, Disposal of packaging material
- Explain the electrical, plumbing and venting connections to ensure they meet equipment specs
- Move equipment to final location within same building, same level, free access through doorway
- Assemble all equipment units and components together, including draft inducer (if applicable)
- Coordinate with superintendent or contractor final hook ups
- Standby Time = 80% of Street Labor Rates
- Installation during normal working hours, Monday - Friday 8 am to 5 pm

Included in 2nd Trip

- Verify final hook ups, Start up, Calibration, Adjustments
- Verify all equipment functions are operational and ready for operator training
- Follow up within 30 days after start up
- Warranty one-year parts and labor
- Provide all necessary tools to complete installation
- Standby Time = 80% of Street Labor Rates
- Installation during normal working hours, Monday - Friday 8 am to 5 pm

Excluded

- Overtime installation requirements, Standby for store opening, remove or dispose old units
- Storage of equipment at office, Receiving, Unloading, Move through building, different level
- Special handling through restricted doorway, ramps, lifts, etc.
- Extended travel beyond a 50 mile radius of the installing office
- Perform final hook up of electricity, water, venting or gas; Rack Assembly

TRABOH, INC. TERMS AND CONDITIONS

1. Traboh, inc., makes or assumes no guarantee or warranty, express or implied, including, without limitation, the implied warranties or merchantability and fitness for a particular purpose, respecting the equipment described in this contract, and no person, except an officer of traboh inc. Who does so in writing, is authorized to assume for seller any obligation or liability not strictly in accordance with this contract. Seller shall not be liable for consequential or special damage growing out of or with respect to the equipment described in this contract or its sale, operation or use.
2. Buyer grants to Traboh, Inc. a security interest in all equipment described in this Contract ("Equipment"), together with all proceeds there from, including any rental payments, in order to secure the balance due under this contract, all costs and expenses, including reasonable attorney's fees (unless precluded by applicable law) incurred in the collection of such balance due, and any other indebtedness of Buyer to Traboh, Inc., whether now existing or hereafter incurred. Title to the Equipment shall pass to Buyer only upon its actual delivery to Buyer.
3. Buyer shall use and maintain the Equipment with reasonable care and shall keep it in good condition and repair and so long as the security interest in favor of Traboh, Inc remains in effect, Buyer shall neither dispose of nor move the Equipment from the premises where originally installed without written approval by an officer of Traboh, Inc.
4. Buyer shall keep the Equipment insured to its full insurable value against loss by fire and other insurable hazards so long as the security interest in favor of Traboh, Inc. remains in effect. Such insurance shall name Traboh, Inc. as a loss payee as its interest may appear. Evidence that such insurance is in effect shall be furnished if requested by Traboh, Inc.
5. So long as the security interest in favor of Traboh, Inc. remains in effect, Buyer shall keep the Equipment free of all liens and encumbrances, shall pay all taxes thereon, and shall not sell, assign or transfer its rights under this Contract without written consent by an officer of Traboh, Inc. The Equipment shall be and remain personal property, notwithstanding the manner in which it may be affixed or attached to any structure.
6. If Buyer defaults in payment of any obligations secured hereby, when the same become due and payable, or if Buyer fails to observe or perform any of the provisions of this Contract, the entire unpaid balance under the Contract, together with accrued interest, shall immediately become due and payable, and Buyer, upon request by Traboh, Inc., shall assemble and deliver the equipment to the nearest sales office of Traboh, Inc., but if Buyer fails to do so, Traboh, Inc. may pursue the equipment wherever it may be found, take immediate possession of it, and remove it to any place whatsoever: may sell, lease or otherwise dispose of the equipment, at either public or private sale, for the best price and upon the best terms obtainable, and at such sale, Traboh, Inc. may become purchaser thereof. In the event of any such sale, Traboh, Inc shall, after deducting all expenses of retaking, storing, repairing and selling, apply the residue of proceeds of such sale toward the payment of the obligations secured hereby, and shall return any surplus to Buyer. Traboh, Inc. reserves the right to collect a service charge for returned checks or for any payment not received within 10 days of the due date of any obligation secured hereby. Without limitation of any of the foregoing, Traboh, Inc. shall have all of the rights and remedies provided by the

California Uniform Commercial Code 6, California Code Articles 1 through 9, or any other applicable law.

7. Buyer understands that agents of Traboh, Inc. are authorized to collect the initial cash payment under this Contract, but are not authorized to collect any subsequent payment under this Contract, except with specific written authority from Traboh, Inc. Traboh, Inc. may correct any errors of computation, as well as application of sales tax, on the reverse side of this Contract and Buyer shall be advised of such corrections upon invoicing by Traboh, Inc. No term or breach of this Contract may be waived or excused except by written consent of an officer of Traboh, Inc.; and any such waiver or breach shall not constitute a consent, waiver or excuse of any subsequent breach.
8. This Contract includes the entire agreement between Traboh, Inc. and Buyer, except that the warranty agreement and the security agreement provisions of any prior contract between Traboh, Inc. and Buyer shall continue in effect to protect the interests of Buyer under such security agreement. This Contract shall be governed by and construed and enforced in accordance with the laws of the State of California. Any action for breach of this contract must be commenced within one year after the cause of action has accrued, except that an action for non-payment may be initiated at any time allowed by law. Each provision and part of a provision of this Contract shall be independent and the holding of any provision or part thereof to be void or ineffective shall not invalidate any other provision or part thereof.
9. Traboh, Inc. is not liable for delays due to strikes, accidents, acts of God, or other causes that are beyond the control of Traboh, Inc. No equipment shall be placed on trial.
10. This Contract was prepared by Traboh, Inc., and is subject to acceptance in writing by Traboh, Inc. at its home office in Salinas, California. Buyer acknowledges having received a complete copy of this Contract.

Acceptance: _____ Date: _____

Printed Name: _____

Item # _____ C.S.I. Section 11420

OVENS

VC66G SERIES
DOUBLE DECK, DEEP DEPTH GAS CONVECTION OVENS



Model VC66GD
shown with optional casters

☐ **VC66GD** Solid state temperature controls adjust from 150° to 500°F. 60 minute timer with audible alarm.

☐ **VC66GC** Computer controls with digital time and temperature readouts. 99-hour timer with audible alarm. Roast and Hold cycle. One hundred programmable menu selections. Shelf I.D. programming.

Double deck ovens are supplied as separate units with a stacking kit.

STANDARD FEATURES

- Stainless steel front, sides, top and legs.
- Independently operated stainless steel doors with double pane windows.
- 50,000 BTU/hr. burner per section. 100,000 BTU/hr. total input.
- Electronic spark igniters.
- ½ H.P. two speed oven blower-motor. 120/60/1 with 6' cord and plug. 7.7 amps per section. 15.4 amps total draw.
- Oven cool switch for rapid cool down.
- Porcelain enamel on steel oven interiors.
- Five nickel plated oven racks with eleven rack positions per section.
- ¾" rear gas connection with combination gas pressure regulator and safety solenoid system.
- One year limited parts and labor warranty.

OPTIONS

☐ Complete prison package.
  ☐ Security screws only.
☐ 208V or 240V, 60 Hz, 1 ph, two speed, ½ H.P. blower motor. 208V, 4.2 amps; 240V, 3.6 amps.
☐ Casters.
☐ Simultaneous chain driven doors.
☐ Stainless steel rear enclosure.
☐ Second year extended limited parts and labor warranty.

ACCESSORIES

☐ Extra oven rack(s).
☐ Rack hanger(s).
☐ Stainless steel drip pan.
☐ Flexible gas hose with quick disconnect and restraining device. Consult price book for available sizes.
☐ Down draft flue diverter for direct vent connection.

SPECIFICATIONS

Double section, deep depth gas convection oven, Vulcan-Hart Model No. (VC66GD) (VC66GC). Stainless steel front, sides, top and legs. Independently operated stainless steel doors with double pane windows. Non-sag insulation applied to the top, rear, sides, bottom and doors. Porcelain enamel on steel oven interiors measures 29"w x 26⅛"d x 20"h. Two interior oven lights per section. Five nickel plated oven racks per section measure 28¼" x 24½". Eleven position nickel plated rack guides with positive rack stops. One 50,000 BTU/hr. burner per section. 100,000 BTU/hr. total input. Electronic spark igniters. Furnished with a two speed ½ H.P. oven blower-motor per section. Oven cool switch for rapid cool down. 120 volt, 60 Hz, 1 ph power supply required. 6' cord and plug. 7.7 amps total draw per section.

Exterior Dimensions:

40¼"w x 45⅛"d (includes motor & door handles) 41¾"d (includes motor only) x 70"h on 8" legs.

CSA design certified. NSF listed.

SPECIFY TYPE OF GAS WHEN ORDERING.
SPECIFY ALTITUDE WHEN ABOVE 2,000 FT.

VULCAN
a division of ITW Food Equipment Group LLC
P.O. Box 696 ▪ Louisville, KY 40201 ▪ Toll-free: 1-800-814-2028 ▪ Local: 502-778-2791 ▪ Quote & Order Fax: 1-800-444-0602

OVENS

VC66G SERIES
DOUBLE DECK, DEEP DEPTH GAS CONVECTION OVENS

INSTALLATION INSTRUCTIONS

1. A combination gas pressure regulator and safety solenoid system is included in this unit. Natural gas is 5.0" W.C., Propane gas is 10.0" W.C.
2. An adequate ventilation system is required for commercial cooking equipment. Information may be obtained by writing to the National Fire Protection Association, Batterymarch Park, Quincy, MA 02289. When writing, refer to NFPA No. 96.
3. These units are manufactured for installation in accordance with ANSZ223.1 (latest edition), National Fuel Gas Code. Copies may be obtained from American Gas Association Inc., Accredited Standards Committee Z223, 400 N. Capitol St. NW, Washington, DC 20001 or the Secretary Standards Council, NFPA, 1 Batterymarch Park, Quincy, MA 02169-7471.
4. Clearances:

	Combustible	Non-combustible
Rear	0"	0"
Right Side	2"	0"
Left Side	1"	0"

5. This appliance is manufactured for commercial installation only and is not intended for home use.
6. The installation location should not experience temperatures below -20°C (-4°F).

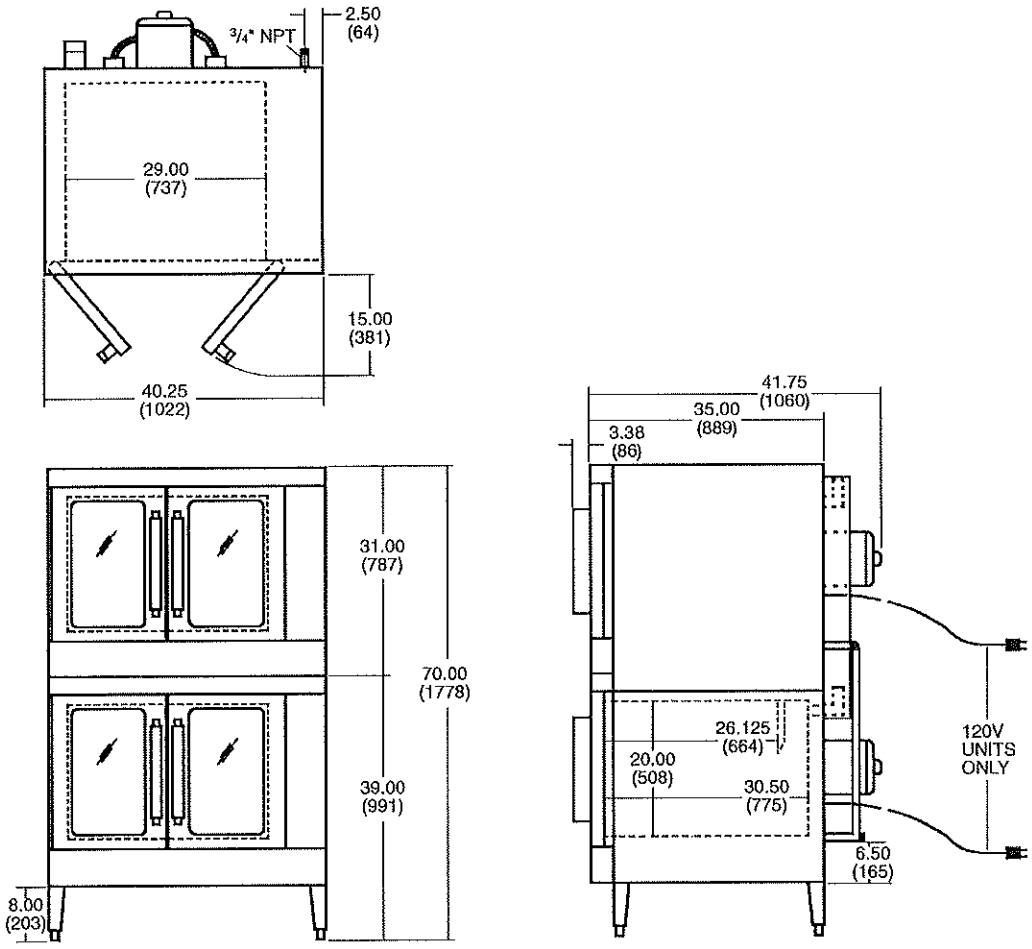

MODEL NO.	WIDTH	DEPTH (INCLUDES HANDLES)	HEIGHT	BTU/HR. PER OVEN	TOTAL BTU/HR.	ELECTRICAL	WEIGHT			
							WITH SKIDS & PACKAGING		WITHOUT SKIDS & PACKAGING	
							LBS.	KG	LBS.	KG
VC66G	40¼"	45⅛"	70"	50,000	100,000	120/60/1	984	446	866	392

VULCAN
a division of ITW Food Equipment Group LLC
P.O. Box 696 ▪ Louisville, KY 40201 ▪ Toll-free: 1-800-814-2028 ▪ Local: 502-778-2791 ▪ Quote & Order Fax: 1-800-444-0602

NOTE: In line with its policy to continually improve its products, Vulcan reserves the right to change materials and specifications without notice.

SANTA CRUZ CITY SCHOOL DISTRICT

AGENDA ITEM: Crowe LLP Contract: Inspection of Attendance Tracking System

MEETING DATE: September 23, 2020

FROM: Jim Monreal, Assistant Superintendent, Business Services

THROUGH: Kris Munro, Superintendent

RECOMMENDATION:
Approve the service agreement with Crowe LLP to provide consulting services in connection with the attendance certification process for use of electronic signatures for Santa Cruz City Schools, in accordance with the California Department of Education.

BACKGROUND:
On June 29, 2020, Senate Bill 98 was signed into law by Governor Newsom. Within this bill, Part 24.5 School finance, instruction, and accountability in the 2020–21 school year (commencing with Section 43500) was added to Division 3 of Title 2 of the Education Code.

New legislation found in Education Code 43504 (e) states that: "Each local educational agency shall ensure that a weekly engagement record is completed for each pupil documenting synchronous or asynchronous instruction for each whole or partial day of distance learning, verifying daily participation, and tracking assignments."

Santa Cruz City Schools has implemented an attendance certification process in response to the new legislation. In order to determine that the district has an established attendance engagement system with manual signatures approved by the California Department of Education, the district will hire Crowe LLC to inspect current documentation. The complete list of determinations can be found in Attachment A in the contract attached following this cover sheet.

Santa Cruz City Schools has contracted with Crowe LLP to perform external audits of the district's financial statements for the past three years. Initially, Crowe LLC entered contract with the district on 08/23/2017 to complete external audits, both financial and performance, for the districts two bond measures, A and B. Now, the district will contract Crowe LLP to perform this inspection.

FISCAL IMPACT:
Not to exceed $4,000.00, LCFF Base (Unrestricted)

This work is in direct support of the following District goals and their corresponding metrics:

Goal #5: SCCS will maintain a balanced budget and efficient and effective management.

DocuSign Envelope ID: CE0058EF-DFF1-4AF1-B2D6-5A9D3352CC85

Crowe LLP
Independent Member Crowe Global

400 Capitol Mall, Suite 1400
Sacramento, CA 95814-4498
Tel 916-441-1000
Fax 916-441-1110
www.crowe.com

September 3, 2020

Mr. James Monreal
Santa Cruz City Schools
133 Mission Street, Suite 100
Santa Cruz, California 95060

Dear Mr. Monreal:

This letter agreement confirms the arrangements for Crowe LLP ("Crowe" or "we" or "us") to provide consulting services, as more fully set forth herein (the "Services"), and the deliverables set forth herein (the "Deliverables") in connection with the attendance certification process for use of electronic signatures for Santa Cruz City Schools ("Client" or "you" or "your") from information provided by Client or information provided to Crowe on Client's behalf. The attached Crowe Engagement Terms, and any attachments or addendums thereto, are an integral part of this letter agreement and are incorporated herein (collectively, the "Agreement").

SCOPE OF CROWE SERVICES

Crowe will provide Services to Client which are outlined in Attachment A.

The Services will be performed in accordance with the Standards for Consulting Services established by the American Institute of Certified Public Accountants. The extent and sufficiency of the Services and procedures to be performed will be determined with Client and are solely the responsibility of Client.

If, for any reason, Crowe is unable to complete the Services, Crowe will not issue a report.

Because these Services will not constitute an audit, review, or examination in accordance with standards established by the American Institute of Certified Public Accountants, Crowe will not express an opinion as defined by the AICPA assurance standards. Crowe has no obligation to perform any Services beyond those listed in Attachment A. If Crowe performs additional services beyond those listed, other matters might come to Crowe's attention that would be reported to Client. Crowe makes no representations as to the adequacy of the Services or any Deliverables for Client's purposes.

Crowe Services, any Deliverables, and any other work product are intended for the benefit and use of Client only. There are no intended third-party beneficiaries to this Agreement. This engagement will not be planned or conducted in contemplation of reliance by any other party or with respect to any specific transaction and is not intended to benefit or influence any other party. Therefore, items of possible interest to a third party may not be specifically addressed or matters may exist that could be assessed differently by a third party. The working papers for this engagement are the property of Crowe and constitute confidential information.

This engagement cannot be relied upon to disclose errors, fraud, or illegal acts that may exist, and Crowe will not address legal or regulatory matters or abuses of management discretion, which are matters that should be discussed by Client with Client's legal counsel. Client is responsible for the accuracy and completeness of the information provided to Crowe for purposes of this engagement and for timely updating such information. Client agrees Crowe may rely on the information provided to Crowe without investigation or other attempts to verify its accuracy or completeness. Client has determined that Crowe's provision of Services shall not violate any statute or regulation.

Client agrees to make all management decisions and perform all management functions. Client will designate a management representative who possesses suitable skill, knowledge, and/or experience, to oversee the Services; evaluate the adequacy and results of the Services performed and any Deliverables; accept responsibility for the results of the Services; and establish and maintain internal controls, including monitoring ongoing activities. The management representative shall be knowledgeable in all laws, regulations, and industry practices applicable to the Services, any Deliverables, and any other work product. Client will be responsible to determine and approve the risk, scope, and frequency of Services to be performed, and the management representative shall coordinate, review, and approve Crowe's performance of Services. Client will be responsible for communicating Crowe's findings within Client's organization, and Client shall be responsible for determining when, whether, and how any recommendations or Deliverables from Crowe are to be implemented.

Client shall also ensure that it has all rights and authority necessary to permit Crowe to access or use any systems or third-party products during performance of Services. For any third-party software applications, or related hardware, used by Client and to which Crowe must have access for purposes of providing the Services, Client represents that it has obtained any necessary licenses for Crowe to perform the Services.

ACCEPTANCE OF FORMAL DELIVERABLES

Any issues with a Deliverable after a Deliverable is accepted shall be treated as a change in scope of the engagement.

DEFINITION OF ENGAGEMENT COMPLETION

This engagement shall be concluded upon acceptance of the Deliverables or when terminated in writing by one of the parties.

FEES

Our fees, exclusive of out-of-pocket expenses, are outlined below.

Description of Services	Fee Amount
Electronic Signatures in Attendance System services	Not to exceed $4,000

We will invoice you for our services on a monthly basis as services are rendered.

Additionally, we understand that management may have questions throughout the engagement. Our fee structure is designed to ensure that our clients are not reluctant to call us when questions arise. Routine telephone calls for advice/questions are considered part of the basic Services and do not involve additional fees. However, should questions be posed that require significant research, we will discuss with the Client the approach in completing such research and the potential fee that may be necessary and obtain management approval before conducting any research. These additional costs will be billed at least quarterly, if incurred.

Our invoices are due and payable upon receipt. Invoices that are not paid within 30 days of receipt are subject to a monthly interest charge of one percent per month or the highest interest rate allowed by law, whichever is less, which we may elect to waive at our sole discretion, plus costs of collection including reasonable attorneys' fees. If any amounts invoiced remain unpaid 30 days after the invoice date, you agree that Crowe may, in its sole discretion, cease work until all such amounts are paid or terminate this engagement.

The fee payment arrangements are designed for clarity and efficiency and may not correspond to the amount of time and cost we incur on your behalf during a particular calendar period for a variety of reasons. The professional fees and expenses that are actually incurred may exceed the billing amounts we invoice to you early in the process. You agree that in the event, regardless of the cause, the arrangement under this letter is terminated, you will pay us any professional fees and expenses incurred in excess of billings received, in addition to any termination payment this letter might require. Similarly, in the event of early

termination, if your payments have exceeded our fees and expenses, we will return the excess payments to you.

The above fees are based on the Services to be provided under this Agreement. Fees and expenses for any additional projects or services will be agreed to and billed separately.

The fees outlined above are based on certain assumptions. Those assumptions may be incorrect due to incomplete or inaccurate information provided, or circumstances may arise under which we must perform additional work, which in either case will require additional billings for our Services. Examples of such circumstances include, but are not limited to:

- New or changing professional standards or regulatory requirements
- A change in the Services Plan by Client
- A change in your information systems environment over the time period
- Erroneous or incomplete information or records
- New or unusual transactions
- Change in your organizational structure or size due to merger and acquisition activity or other events
- Change in your controls
- Agreed-upon level of preparation and assistance from your personnel not provided
- Numerous revisions to your information
- Lack of availability of appropriate Client personnel during fieldwork
- Additional audit procedures relating to the impact of COVID-19 on Client or additional regulatory requirements relating thereto.

Additionally, to accommodate requests to reschedule fieldwork without reasonable notice, additional billings for our Services could be required, and our assigned staffing and ability to meet agreed-upon deadlines could be impacted. Reasonable notice is deemed as a minimum of ten business days before the start of fieldwork.

Due to such potential changes in circumstance, we reserve the right to revise our fees. However, if such a change in circumstances arises or if some other significant change occurs that causes our fees to exceed our estimate, we will advise management. Additionally, these fees do not consider any time that might be necessary to assist management in the implementation or adoption of new or existing accounting, reporting, regulatory, or tax requirements that may apply.

Our fee estimates also assume that personnel of the Client will assist us in gathering the information necessary to perform the engagement, including obtaining supporting documents, pulling customer files, following up on exceptions, and in other similar ways. Further, our fees and expenses take into consideration the pre-planning that takes place in coordinating our review. If Crowe is requested to delay the start of the confirmed review, we reserve the right to invoice you for all expenses incurred for which we cannot recuperate and any professional time for which Crowe professionals cannot be re-assigned to other projects. We assume that no irregularities will be discovered, no unusual procedures will be required, internal control is reasonably adequate, and there will be no substantial changes in the operations of the Client. If unforeseen circumstances indicate that the fees will change, the situation will be discussed with management.

Our fees are exclusive of taxes or similar charges, as well as customs, duties or tariffs, imposed in respect of the Services, any work product or any license, all of which Client agrees to pay if applicable or if they become applicable (other than taxes imposed on Crowe's income generally), without deduction from any fees or expenses invoiced to Client by Crowe.

To facilitate Crowe's presence at Client's premises, Client will provide Crowe with internet access while on Client's premises. Crowe will access the internet using a secure virtual private network. Crowe will be responsible for all internet activity performed by its personnel while on Client's premises. In the event Client does not provide Crowe with internet access while on Client's premises, Client will reimburse Crowe for the cost of internet access through other means while on Client's site.

CONTRACT TERMINATION

From time to time, businesses decide that an Agreement does not continue to meet their needs. Accordingly, we mutually agree that either party can terminate this engagement upon delivery of written notice 90 days prior to the date of the desired termination. We also mutually agree that specific scope elements may be terminated upon delivery of written notice 90 days prior to the date of the desired termination.

MISCELLANEOUS

For purposes of this Miscellaneous section, the Acceptance section below, and all of the Crowe Engagement Terms, “Client” will mean the entity(ies) defined in the first paragraph of this letter and will also include all related parents, subsidiaries, and affiliates of Client who may receive or claim reliance upon any Crowe deliverable.

Crowe will provide the services to Client under this Agreement as an independent contractor and not as Client’s partner, agent, employee, or joint venturer under this Agreement. Neither Crowe nor Client will have any right, power or authority to bind the other party.

This engagement letter agreement (the “Agreement”) reflects the entire agreement between the parties relating to the services (or any reports, deliverables or other work product) covered by this Agreement. The engagement letter and any attachments (including without limitation the attached Crowe Engagement Terms) are to be construed as a single document, with the provisions of each section applicable throughout. This Agreement may not be amended or varied except by a written document signed by each party. It replaces and supersedes any other proposals, correspondence, agreements and understandings, whether written or oral, relating to the services covered by this letter, and each party agrees that in entering this Agreement, it has not relied on any oral or written representations, statements or other information not contained in or incorporated into this Agreement. Any non-disclosure or other confidentiality agreement is replaced and superseded by this Agreement. Each party shall remain obligated to the other party under all provisions of this Agreement that expressly or by their nature extend beyond and survive the expiration or termination of this Agreement. If any provision (in whole or in part) of this Agreement is found unenforceable or invalid, this will not affect the remainder of the provision or any other provisions in this Agreement, all of which will continue in effect as if the stricken portion had not been included. This Agreement may be executed in two or more actual, scanned, emailed, or electronically copied counterparts, each and all of which together are one and the same instrument. Accurate transmitted copies (transmitted copies are reproduced documents that are sent via mail, delivery, scanning, email, photocopy, facsimile or other process) of the executed Agreement or signature pages only (whether handwritten or electronic signature), will be considered and accepted by each party as documents equivalent to original documents and will be deemed valid, binding and enforceable by and against all parties. This Agreement must be construed, governed, and interpreted under the laws of the State of Illinois, without regard for choice of law principles.

* * * * *

We are pleased to have this opportunity to serve you, and we look forward to a continuing relationship. If the terms of this letter and the attached Crowe Engagement Terms are acceptable to you, please sign below and return one copy of this letter at your earliest convenience. Please contact us with any questions or concerns.

(Signature Page Follows)

ACCEPTANCE

I have reviewed the arrangements outlined above and in the attached “Crowe Engagement Terms,” and I accept on behalf of the Client the terms and conditions as stated. By signing below, I represent and warrant that I am authorized by Client to accept the terms and conditions as stated.

IN WITNESS WHEREOF, Client and Crowe have duly executed this engagement letter effective the date first written above.

Crowe LLP and the Engagement Authorized Signer below are licensed or otherwise authorized by the California Board of Accountancy.

Santa Cruz City Schools	Crowe LLP
DocuSigned by: Jimmy Monreal BC82846513CF4DE...	DocuSigned by: Jeffrey Jensen A4DD146890324EE...
Signature	Signature
Jimmy Monreal	Jeffrey Jensen
Printed Name	Printed Name
Assistant Superintendent, Business Services	Partner
Title	Title
September 9, 2020	September 3, 2020
Date	Date

Crowe Engagement Terms

Crowe wants Client to understand the terms under which Crowe provides its services to Client and the basis under which Crowe determines its fees. These terms are part of the Agreement and apply to all services described in the Agreement as well as all other services provided to Client (collectively, the "Services"), unless and until a separate written agreement is executed by the parties for separate services. Any advice provided by Crowe is not intended to be, and is not, investment advice.

CLIENT'S ASSISTANCE – For Crowe to provide Services effectively and efficiently, Client agrees to provide Crowe timely with information requested and to make available to Crowe any personnel, systems, premises, records, or other information as reasonably requested by Crowe to perform the Services. Access to such personnel and information are key elements for Crowe's successful completion of Services and determination of fees. If for any reason this does not occur, a revised fee to reflect additional time or resources required by Crowe will be mutually agreed. Client agrees Crowe will have no responsibility for any delays related to a delay in providing such information to Crowe. Such information will be accurate and complete, and Client will inform Crowe of all significant tax, accounting and financial reporting matters of which Client is aware.

PROFESSIONAL STANDARDS – As a regulated professional services firm, Crowe must follow professional standards when applicable, including the Code of Professional Conduct of the American Institute of Certified Public Accountants ("AICPA") and, to the extent applicable, the Public Company Accounting Oversight Board ("PCAOB"). Thus, if circumstances arise that, in Crowe's professional judgment, prevent it from completing the engagement, Crowe retains the right to take any course of action permitted by professional standards, including declining to express an opinion or issue other work product or terminating the engagement.

REPORTS – Any information, advice, recommendations or other content of any memoranda, reports, deliverables, work product, presentations, or other communications Crowe provides under this Agreement ("Reports"), other than Client's original information, are for Client's internal use only, consistent with the purpose of the Services. Client will not rely on any draft Report. Unless required by an audit or other attestation professional standard, Crowe will not be required to update any final Report for circumstances of which we become aware or events occurring after delivery.

CONFIDENTIALITY – Except as otherwise permitted by this Agreement or as agreed in writing, neither Crowe nor Client may disclose to third parties the contents of this Agreement or any information provided by or on behalf of the other that ought reasonably to be treated as confidential and/or proprietary. Client use of any Crowe work product will be limited to its stated purpose and to Client business use only. However, Client and Crowe each agree that either party may disclose such information to the extent that it: (i) is or becomes public other than through a breach of this Agreement, (ii) is subsequently received by the recipient from a third party who, to the recipient's knowledge, owes no obligation of confidentiality to the disclosing party with respect to that information, (iii) was known to the recipient at the time of disclosure or is thereafter created independently, (iv) is disclosed as necessary to enforce the recipient's rights under this Agreement, or (v) must be disclosed under applicable law, regulations, legal process or professional standards.

THIRD-PARTY PROVIDER – Crowe may use a third-party provider in providing Services to Client, which may require Crowe to share Client confidential information with the provider. If Crowe uses a third-party provider, Crowe will enter into a confidentiality agreement with the provider to require the provider to protect the confidentiality of Client's confidential information, and Crowe will be responsible to Client for maintaining its confidentiality. The limitations on Client's remedies, vis-à-vis Crowe, in this Agreement will also apply to any subcontractors.

CLIENT-REQUIRED CLOUD USAGE – If Client requests that Crowe access files, documents or other information in a cloud-based or web-accessed hosting service or other third-party system accessed via the internet, including, without limitation iCloud, Dropbox, Google Docs, Google Drive, a data room hosted by a third party, or a similar service or website (collectively, "Cloud Storage"), Client will confirm with any third parties assisting with or hosting the Cloud Storage that either such third party or Client (and not Crowe) is responsible for complying with all applicable laws relating to the Cloud Storage and any information contained in the Cloud Storage, providing Crowe access to the information in the Cloud Storage, and

protecting the information in the Cloud Storage from any unauthorized access, including without limitation unauthorized access to the information when in transit to or from the Cloud Storage. Client represents that it has authority to provide Crowe access to information in the Cloud Storage and that providing Crowe with such access complies with all applicable laws, regulations, and duties owed to third parties.

DATA PROTECTION – If Crowe holds or uses Client information that can be linked to specific individuals who are Client's customers ("Personal Data"), Crowe will treat it as confidential and comply with applicable US state and federal law and professional regulations (including, for financial institution clients, the objectives of the Interagency Guidelines Establishing Information Security Standards) in disclosing or using such information to carry out the Services. The parties acknowledge and understand that while Crowe is a service provider as defined by the California Consumer Privacy Act of 2018 and processes Client information pursuant to this Agreement, Crowe retains its independence as required by applicable law and professional standards for purposes of providing attest services and other services. Crowe will not (1) sell Personal Data to a third party, or (2) retain, use or disclose Personal Data for any purpose other than for (a) performing the Services and its obligations on this Agreement, (b) as otherwise set forth in this Agreement, (c) to detect security incidents and protect against fraud or illegal activity, (d) to enhance and develop our products and services, including through machine learning and other similar methods and (e) as necessary to comply with applicable law or professional standards. Crowe has implemented and will maintain physical, electronic and procedural safeguards reasonably designed to (i) protect the security, confidentiality and integrity of the Personal Data, (ii) prevent unauthorized access to or use of the Personal Data, and (iii) provide proper disposal of the Personal Data (collectively, the "Safeguards"). Client represents (i) that it has the authority to provide the Personal Data to Crowe in connection with the Services, (ii) that Client has processed and provided the Personal Data to Crowe in accordance with applicable law, and (iii) will limit the Personal Data provided to Crowe to Personal Data necessary to perform the Services. To provide the Services, Client may also need to provide Crowe with access to Personal Data consisting of protected health information, financial account numbers, Social Security or other government-issued identification numbers, or other data that, if disclosed without authorization, would trigger notification requirements under applicable law ("Restricted Personal Data"). In the event Client provides Crowe access to Restricted Personal Data, Client will consult with Crowe on appropriate measures (consistent with legal requirements and professional standards applicable to Crowe) to protect the Restricted Personal Data, such as: deleting or masking unnecessary information before making it available to Crowe, using encryption when transferring it to Crowe, or providing it to Crowe only during on-site review on Client's site. Client will provide Crowe with Restricted Personal Data only in accordance with mutually agreed protective measures. Otherwise, Client and Crowe agree each may use unencrypted electronic media to correspond or transmit information and such use will not in itself constitute a breach of any confidentiality obligations under this Agreement. Crowe will reasonably cooperate with Client in responding to or addressing any request from a consumer or data subject, a data privacy authority with jurisdiction, or the Client, as necessary to enable Client to comply with its obligations under applicable data protection laws and to the extent related to Personal Data. Client will reimburse Crowe for any out-of-pocket expenses and professional time (at Crowe's then-current hourly rates) incurred in connection with providing such cooperation. Client will provide prompt written notice to Crowe (with sufficient detailed instructions) of any request or other act that is required to be performed by Crowe. As appropriate, Crowe will promptly delete or procure the deletion of the Personal Data, after the cessation of any Services involving the processing of Client's Personal Data, or otherwise aggregate or de-identify the Personal Data in such a way as to reasonably prevent reidentification. Notwithstanding the forgoing, Crowe may retain a copy of the Personal Data as permitted by applicable law or professional standards, provided that such Personal Data remain subject to the terms of this Agreement. If Crowe uses a third-party provider, Crowe will include terms substantially similar to those set forth in this Data Protection Paragraph in an agreement with such provider.

GENERAL DATA PROTECTION REGULATION COMPLIANCE – If and to the extent that Client provides personal data to Crowe subject to the European Union General Data Protection Regulation ("GDPR"), then in addition to the requirements of the above Data Protection section, this section will apply to such personal data ("EU Personal Data"). The parties agree that for purposes of processing the EU Personal Data, (a) Client will be the "Data Controller" as defined by the GDPR, meaning the organization that determines the purposes and means of processing the EU Personal Data; (b) Crowe will be the "Data Processor" as defined by GDPR, meaning the organization that processes the EU Personal Data on behalf of and under the instructions of the Data Controller; or (c) the parties will be classified as otherwise designated by a supervisory authority with jurisdiction. Client and Crowe each agree to comply with the GDPR requirements applicable to its respective role. Crowe has implemented and will maintain technical and organizational

security safeguards reasonably designed to protect the security, confidentiality and integrity of the EU Personal Data. Client represents it has secured all required rights and authority, including consents and notices, to provide such EU Personal Data to Crowe, including without limitation authority to transfer such EU Personal Data to the U.S. or other applicable Country or otherwise make the EU Personal Data available to Crowe, for the duration of and purpose of Crowe providing the Services. The types of EU Personal Data to be processed include name, contact information, title, and other EU Personal Data that is transferred to Crowe in connection with the Services. The EU Personal Data relates to the data subject categories of individuals connected to Client, Client customers, Client vendors, and Client affiliates or subsidiaries (“Data Subjects”). Crowe will process the EU Personal Data for the following purpose: (x) to provide the Services in accordance with this Agreement, (y) to comply with other documented reasonable instructions provided by Client, and (z) to comply with applicable law. In the event of a Crowe breach incident in connection with EU Personal Data in the custody or control of Crowe, Crowe will promptly notify Client upon knowledge that a breach incident has occurred. Client has instructed Crowe not to contact any Data Subjects directly, unless required by applicable law. In the event that a supervisory authority with jurisdiction makes the determination that Crowe is a data controller, Client will reasonably cooperate with Crowe to enable Crowe to comply with its obligations under GDPR.

INTELLECTUAL PROPERTY - Any Deliverables, Works, Inventions, working papers, or other work product conceived, made or created by Crowe in rendering the Services under this Agreement (“Work Product”), and all intellectual property rights in such Work Product will be owned exclusively by Crowe. Further, Crowe will retain exclusive ownership or control of all intellectual property rights in any ideas, concepts, methodologies, data, software, designs, utilities, tools, models, techniques, systems, Reports, or other know-how that it develops, owns or licenses in connection with this Agreement ("Materials"). The foregoing ownership will be without any duty of accounting.

DATA USAGE AND AGGREGATIONS - Client hereby acknowledges and agrees that Crowe may, in its discretion, use any Client information or data provided to Crowe to improve Crowe services and Materials, including without limitation developing new Crowe services and software or other products. Client also agrees that Crowe may, in its discretion, aggregate Client content and data with content and data from other clients, other sources, or third parties (“Data Aggregations”) for purposes including, without limitation, product and service development, commercialization, industry benchmarking, or quality improvement initiatives. Prior to, and as a precondition for, disclosing Data Aggregations to other Crowe customers or prospects, Crowe will anonymize any Client data or information in a manner sufficient to prevent such other customer or prospect from identifying Client or individuals who are Client customers. All Data Aggregations will be the sole and exclusive property of Crowe.

LEGAL AND REGULATORY CHANGE – Crowe may periodically communicate to Client changes in laws, rules or regulations. However, Client has not engaged Crowe, and Crowe does not undertake an obligation, to advise Client of changes in (a) laws, rules, regulations, industry or market conditions, or (b) Client’s own business practices or other circumstances (except to the extent required by professional standards). The scope of Services and the fees for Services are based on current laws and regulations. If changes in laws or regulations change Client’s requirements or the scope of the Services, Crowe’s fees will be modified to a mutually agreed amount to reflect the changed level of Crowe’s effort.

PUBLICATION – Client agrees to obtain Crowe’s specific permission before using any Report or Crowe work product or Crowe’s firm’s name in a published document, and Client agrees to submit to Crowe copies of such documents to obtain Crowe’s permission before they are filed or published.

CLIENT REFERENCE – From time to time Crowe is requested by prospective clients to provide references for Crowe service offerings. Client agrees that Crowe may use Client’s name and generally describe the nature of Crowe’s engagement(s) with Client in marketing to prospects, and Crowe may also provide prospects with contact information for Client personnel familiar with Crowe’s Services.

NO PUNITIVE OR CONSEQUENTIAL DAMAGES – Any liability of Crowe will not include any consequential, special, incidental, indirect, punitive, or exemplary damages or loss, nor any lost profits, goodwill, savings, or business opportunity, even if Crowe had reason to know of the possibility of such damages.

LIMIT OF LIABILITY – Except where it is judicially determined that Crowe performed its Services with recklessness or willful misconduct, Crowe's liability will not exceed fees paid by Client to Crowe for the portion of the work giving rise to liability. A claim for a return of fees paid is the exclusive remedy for any damages. This limit of liability will apply to the full extent allowed by law, regardless of the grounds or nature of any claim asserted, including, without limitation, to claims based on principles of contract, negligence or other tort, fiduciary duty, warranty, indemnity, statute or common law. This limit of liability will also apply after this Agreement.

INDEMNIFICATION FOR THIRD-PARTY CLAIMS – In the event of a legal proceeding or other claim brought against Crowe by a third party, except where it is judicially determined that Crowe performed Services with recklessness or willful misconduct, Client agrees to indemnify and hold harmless Crowe and its personnel against all costs, fees, expenses, damages and liabilities, including attorney fees and any other fees or defense costs, associated with such third-party claim, relating to or arising from any Services performed or work product provided by Crowe that Client uses or discloses to others or this engagement generally. This indemnification is intended to apply to the full extent allowed by law, regardless of the grounds or nature of any claim, liability, or damages asserted, including, without limitation, to claims, liability or damages based on principles of contract, negligence or other tort, fiduciary duty, warranty, indemnity, statute or common law. This indemnification will also apply after termination of this Agreement.

NO TRANSFER OR ASSIGNMENT OF CLAIMS – No claim against Crowe, or any recovery from or against Crowe, may be sold, assigned or otherwise transferred, in whole or in part.

TIME LIMIT ON CLAIMS – In no event will any action against Crowe, arising from or relating to this engagement letter or the Services provided by Crowe relating to this engagement, be brought after the earlier of 1) two (2) years after the date on which occurred the act or omission alleged to have been the cause of the injury alleged; or 2) the expiration of the applicable statute of limitations or repose.

RESPONSE TO LEGAL PROCESS – If Crowe is requested by subpoena, request for information, or through some other legal process to produce documents or testimony pertaining to Client or Crowe's Services, and Crowe is not named as a party in the applicable proceeding, then Client will reimburse Crowe for its professional time, plus out-of-pocket expenses, as well as reasonable attorney fees, Crowe incurs in responding to such request.

MEDIATION – If a dispute arises, in whole or in part, out of or related to this engagement, or after the date of this agreement, between Client or any of Client's affiliates or principals and Crowe, and if the dispute cannot be settled through negotiation, Client and Crowe agree first to try, in good faith, to settle the dispute by mediation administered by the American Arbitration Association, under its mediation rules for professional accounting and related services disputes, before resorting to litigation or any other dispute-resolution procedure. The results of mediation will be binding only upon agreement of each party to be bound. Costs of any mediation will be shared equally by both parties. Any mediation will be held in Chicago, Illinois.

JURY TRIAL WAIVER – FOR ALL DISPUTES RELATING TO OR ARISING BETWEEN THE PARTIES, THE PARTIES AGREE TO WAIVE A TRIAL BY JURY TO FACILITATE JUDICIAL RESOLUTION AND TO SAVE TIME AND EXPENSE. EACH PARTY AGREES IT HAS HAD THE OPPORTUNITY TO HAVE ITS LEGAL COUNSEL REVIEW THIS WAIVER. THIS WAIVER IS IRREVOCABLE, MAY NOT BE MODIFIED EITHER ORALLY OR IN WRITING, AND APPLIES TO ANY SUBSEQUENT AMENDMENTS, RENEWALS, OR MODIFICATIONS TO THIS AGREEMENT. IN THE EVENT OF LITIGATION, THIS AGREEMENT MAY BE FILED AS WRITTEN CONSENT TO A BENCH TRIAL WITHOUT A JURY. HOWEVER, AND NOTWITHSTANDING THE FOREGOING, IF ANY COURT RULES OR FINDS THIS JURY TRIAL WAIVER TO BE UNENFORCEABLE AND INEFFECTIVE IN WAIVING A JURY, THEN ANY DISPUTE RELATING TO OR ARISING FROM THIS ENGAGEMENT OR THE PARTIES' RELATIONSHIP GENERALLY WILL BE RESOLVED BY ARBITRATION AS SET FORTH IN THE PARAGRAPH BELOW REGARDING "ARBITRATION."

ARBITRATION – If any court rules or finds that the JURY TRIAL WAIVER section is not enforceable, then any dispute between the parties relating to or arising from this Agreement or the parties' relationship generally will be settled by binding arbitration in Chicago, Illinois (or a location agreed in writing by the parties). Any issues concerning the extent to which any dispute is subject to arbitration, or concerning the

applicability, interpretation, or enforceability of any of this Section, will be governed by the Federal Arbitration Act and resolved by the arbitrator(s). The arbitration will be governed by the Federal Arbitration Act and resolved by the arbitrator(s). Regardless of the amount in controversy, the arbitration will be administered by JAMS, Inc. ("JAMS"), pursuant to its Streamlined Arbitration Rules & Procedures or such other rules or procedures as the parties may agree in writing. In the event of a conflict between those rules and this Agreement, this Agreement will control. The parties may alter each of these rules by written agreement. If a party has a basis for injunctive relief, this paragraph will not preclude a party seeking and obtaining injunctive relief in a court of proper jurisdiction. The parties will agree within a reasonable period of time after notice is made of initiating the arbitration process whether to use one or three arbitrators, and if the parties cannot agree within fifteen (15) business days, the parties will use a single arbitrator. In any event the arbitrator(s) must be retired federal judges or attorneys with at least 15 years commercial law experience and no arbitrator may be appointed unless he or she has agreed to these procedures. If the parties cannot agree upon arbitrator(s) within an additional fifteen (15) business days, the arbitrator(s) will be selected by JAMS. Discovery will be permitted only as authorized by the arbitrator(s), and as a rule, the arbitrator(s) will not permit discovery except upon a showing of substantial need by a party. To the extent the arbitrator(s) permit discovery as to liability, the arbitrator(s) will also permit discovery as to causation, reliance, and damages. The arbitrator(s) will not permit a party to take more than six depositions, and no depositions may exceed five hours. The arbitrator(s) will have no power to make an award inconsistent with this Agreement. The arbitrator(s) will rule on a summary basis where possible, including without limitation on a motion to dismiss basis or on a summary judgment basis. The arbitrator(s) may enter such prehearing orders as may be appropriate to ensure a fair hearing. The hearing will be held within one year of the initiation of arbitration, or less, and the hearing must be held on continuous business days until concluded. The hearing must be concluded within ten (10) business days absent written agreement by the parties to the contrary. The time limits in this section are not jurisdictional. The arbitrator(s) will apply substantive law and may award injunctive relief or any other remedy available from a judge. The arbitrator(s) may award attorney fees and costs to the prevailing party, and in the event of a split or partial award, the arbitrator(s) may award costs or attorney fees in an equitable manner. Any award by the arbitrator(s) will be accompanied by a reasoned opinion describing the basis of the award. Any prior agreement regarding arbitration entered by the parties is replaced and superseded by this agreement. The arbitration will be governed by the Federal Arbitration Act, 9 U.S.C. §§ 1 et seq., and judgment upon the award rendered by the arbitrator(s) may be entered by any court having jurisdiction thereof. All aspects of the arbitration will be treated by the parties and the arbitrator(s) as confidential.

NOTIFICATION OF NON-LICENSEE OWNERSHIP (For California Engagements) – Crowe ("the Firm") and certain owners of the Firm are licensed by the California State Board of Accountancy. However, the Firm has owners not licensed by the California State Board of Accountancy who may provide Services under this agreement. If Client has any questions regarding licensure of the personnel performing Services under this engagement, please do not hesitate to contact Crowe.

NON-SOLICITATION – Each party acknowledges that it has invested substantially in recruiting, training and developing the personnel who render services with respect to the material aspects of the engagement ("Key Personnel"). The parties acknowledge that Key Personnel have knowledge of trade secrets or confidential information of their employers that may be of substantial benefit to the other party. The parties acknowledge that each business would be materially harmed if the other party was able to directly employ Key Personnel. Therefore, the parties agree that during the period of this Agreement and for one (1) year after its expiration or termination, neither party will solicit Key Personnel of the other party for employment or hire the Key Personnel of the other party without that party's written consent unless hiring or engaging party pays to the other party a fee equal to the hired or engaged Key Personnel's compensation for the prior twelve-month period with the other party.

CROWE AND EQUAL OPPORTUNITY – Crowe abides by the principles of equal employment opportunity, including without limitation the requirements of 41 CFR 60-741.5(a) and 41 CFR 60-300.5(a). These regulations prohibit discrimination against qualified individuals based on their status as protected veterans or individuals with disabilities, and prohibit discrimination against all individuals based on their race, color, religion, sex, or national origin. Moreover, these regulations require that covered prime contractors and subcontractors take affirmative action to employ and advance in employment individuals without regard to race, color, religion, sex, national origin, protected veteran status or disability. Crowe also abides by 29 CFR Part 471, Appendix A to Subpart A. The parties agree that the notice in this paragraph does not create any enforceable rights for any firm, organization, or individual.

DocuSign Envelope ID: CE0058EF-DFF1-4AF1-B2D6-5A9D3352CC85

CROWE GLOBAL NETWORK – Crowe LLP and its subsidiaries are independent members of Crowe Global, a Swiss organization. “Crowe” is the brand used by the Crowe Global network and its member firms, but it is not a worldwide partnership. Crowe Global and each of its members are separate and independent legal entities and do not obligate each other. Crowe LLP and its subsidiaries are not responsible or liable for any acts or omissions of Crowe Global or any other Crowe Global members, and Crowe LLP and its subsidiaries specifically disclaim any and all responsibility or liability for acts or omissions of Crowe Global or any other Crowe Global member. Crowe Global does not render any professional services and does not have an ownership or partnership interest in Crowe LLP or any other member. Crowe Global and its other members are not responsible or liable for any acts or omissions of Crowe LLP and its subsidiaries and specifically disclaim any and all responsibility or liability for acts or omissions of Crowe LLP and its subsidiaries. Visit www.crowe.com/disclosure for more information about Crowe LLP, its subsidiaries, and Crowe Global.

DocuSign Envelope ID: CE0058EF-DFF1-4AF1-B2D6-5A9D3352CC85

Attachment A

1. Determine, by inspecting the District's documentation, that a current system with manual signatures has been approved by the CDE.

2. Verify, through inspection of the District's documentation, that the electronic system has a procedure to track and verify that initial attendance is entered on the calendar day of the school day for which the attendance is a record thereof.

3. Verify, through inspection of the district's documentation, that the electronic system includes a report that lists the dates of data entry and modifications, and the employee identification of the person or persons logging the attendance information into the system.

4. Determine, by observation of a teach and administrator accessing the system, that the report described in #2 above can be accessed by teachers and administrators for their review.

5. Determine, by observation, that the electronic system relies on passwords, passwords are accessible only to the employee for whom the password is created and passwords are changed periodically.

SANTA CRUZ CITY SCHOOLS

AGENDA ITEM: Cooperative Contract: Ray Morgan LLC and Shasta Union High School District: Copier Equipment and Service

MEETING DATE: September 23, 2020

FROM: Jim Monreal, Assistance Superintendent of Business Services

THROUGH: Kris Munro, Superintendent

RECOMMENDATION:
Approve the piggyback use of the existing contract between Shasta Union High School District and Ray Morgan LLC for R6-2020 Copier Equipment & Service Request for Proposal.

BACKGROUND:
Ray Morgan LLC is the District's current copier provider. A good working relationship has been established with this vendor. The District's current copier contract is reaching the end of the term. The intent is to bring in approximately 50 new machines using the above five-year term Fair Market Value lease agreement. A savings of approximately $6,000.00 a year is anticipated due to money saving technology advances and lower lease payments.

Pursuant to Public Contract Code Section 20118, 20652, and Board Policy 3311, awarded to Ray Morgan Company LLC by Shasta Unified High School District through the formal competitive request for proposal process. All products, pricing and services offered by the contractor in the request for proposal submission shall be made available to the following: All public California education organizations to include the California Community Colleges, K-12 School Districts, all local government entities at the city and county levels, non-profit groups, religious organizations, and government funded medical providers.

FISCAL IMPACT:
Approximate savings of $30,000.00 over five-year lease term

This work is in direct support of the following District goals and their corresponding metrics:

Goal #5: SCCS will maintain a balanced budget and efficient and effective management.

SHASTA UNION HIGH SCHOOL DISTRICT
R6 RFP Contract 2020

Master Enabling Agreement
SUHSD R6-2020

THIS AGREEMENT, made and entered into this June 10th, 2020, in the City of Redding, California, county of Shasta by and between the Shasta Union High School District, and Ray Morgan Company LLC a Ubeo Company, hereafter called Contractor. The length of this agreement is for a period of five (5) years, starting on June 10th, 2020 and terming on June 10th, 2025.

Shasta Union High School District may, at its option, whole or in part, extend or renew the agreement for an additional five (5) one-year periods after June 10th 2025.

This contract signed by the awarded contractor and with submitted pricing from the contractor will serve as a contract between Shasta Union High School District and the contractor.

Shasta Union High School District Board, on June 10th, 2020 selected and approved Ray Morgan Company LLC a Ubeo Company, public bid response to SUHSD R6 -2020 Office Equipment and services RFP.
All products, pricing and services offered by the Contractor in the RFP submission shall be made available to the following: all public California educational organizations to include the California Community Colleges (CCC), K-12 Schools Districts, all local government entities at the city and county levels, non-profit groups, religious organizations, and government funded medical providers.

Shasta Union High School District

Signatory

Title: Superintendent

Date: 6/10/20

Signatory

Title: PRESIDENT

Date: 6/9/20

A. Qualification of Responders - Mandatory

The intent of this solicitation is to provide Shasta Union High School District with a successful implementation of the program for **technology office equipment and related technology, software and services** as specified. The school district believes that the supplier's previous experience, financial capability, expertise of its personnel, and related factors are important in assessing the responder's potential to meet the goals and objectives of the program. Accordingly, prospective responders must conform to the following minimum qualification standards and provide the required information in order to be considered for award.

1. For each Response Option specified below, responders must have verifiable successful experience in the last three (3) years in providing the range of products and services specified in this RFP as a primary vendor for at least three (3) accounts of similar size (or larger), complexity, and business volume. References are preferred to be accounts that are located within the geographical region (within 100 miles) of Shasta Union High School District. Responders must include with their proposal the company name, address, contact name and phone number, and brief description of reference accounts meeting this criteria as specified in Section III, Paragraph F of the RFP.
2. Responder's proposals must include at least one model for each copier segment as specified in Section III, Paragraph C (Required Products), Paragraph R (Minimum Digital Copier Requirements) and attached Pricing Schedules that meets and/or exceeds minimum requirements for each segment.
3. Responders must submit financial statements for the past two (2) years (or equivalent data) in order to establish its financial capability to provide the required products and services on a long-term contract basis.
   A. Monthly billing; Electronic data capture utility; Monthly service reporting are all requirements for the contract.
   B. Shasta Union High School District will **NOT** accept third party financing (this includes copiers).
   C. SUHSD wants a single monthly billing statement per location that shall cover all product segments and shall consist of: (1) A summary of applicable monthly charges; (2) A detailed volume and resulting charge by departmental billing code and by device installed in each site or department (SHASTA UNION HIGH SCHOOL DISTRICT); and (3) An electronic comma delimited file (.csv) containing all of the key information.
4. Responders must be able to demonstrate and show evidence of having the capability to provide the required products and services by possessing adequate available resources, including personnel and warehouse/distribution facilities, product line, order processing and delivery capabilities, maintenance, support systems, organization structure, operation controls, quality control, and other related factors.
5. Responders must be the original equipment manufacturers (OEM) or authorized by the original equipment manufacturer to sell and service the products proposed as a result of this RFP. Only new OEM Parts and supplies will be allowed.
6. Responders **must** possess all trade, professional, or business licenses as may be required by the work contemplated by this RFP in the state of California.
7. The Responder shall maintain Comprehensive General Liability insurance in the amount of not less than $1,000,000 Combined Single Limit (Bodily Injury & Property Damage) that will protect him from claims for damages and personal injury, including death, which may arise from operation under this Contract, whether such operations be by himself or by any sub-Supplier or anyone directly or indirectly employed by either of them. A separate General Aggregate limit shall apply to this project. The Supplier shall maintain Business Automobile Liability Insurance in the amount of not less than $1,000,000 for each occurrence for bodily injury and property damages. The coverage shall be for "any auto" (including owned, non-owned, and hired vehicles). The certificate of insurance coverage shall name the Shasta Union High School District as additional insured. An original Additional Insured Endorsement signed by an authorized insurance company representative and certificates of insurance shall be filed with the Director of Purchasing and shall be subject to his approval for adequacy of protection prior to commencing work. Certificates shall be kept current for the duration of any resultant Contract.

Initials _____

In addition to the information required above, Shasta Union High School District may request additional information either from the responder or others, and may utilize site visits and responder presentations, as reasonably required by the school district to verify the responder's ability to successfully meet the requirements of this RFP. Shasta Union High School District also reserves the right to obtain Dun & Bradstreet reports, or similar independent reports, for further indications of the responder's ability.

B. Proposal Format Guidelines

Responders must submit their proposals in the format presented in this part. The entire Proposal must be submitted in hard copy, in addition, Pricing Schedules (Attachments 1-4) must be submitted electronically on USB Drive in Excel as provided. Proposals are to use the same section titles used below for ease of evaluation. Proposals must provide a complete response to all requirements stated in the RFP. Incomplete proposals are subject to disqualification. The Proposal shall be signed by an Officer or employee duly authorized to legally bind the entity submitting the Proposal. Proposals shall be complete, submitted in the prescribed format or on forms provided, and comply with the specifications and all legal requirements. All information furnished on the signed original copy of your response shall be typewritten or written in ink.

1. **Statement of Company Background**

   Responders shall provide an introduction and general description of the company's background, nature of business activities, and experience in providing office equipment and related services.

2. **Management Overview**

   This section should present the responder's understanding of the major objectives of the RFP and the responder's approach to fulfilling the RFP requirements.

3. **Vendor Qualification And Experience**

   This section should contain the required qualification information specified in 'Qualification of Responder (Paragraph I above). Please describe your capabilities associated as it relates to proposed technologies and how these might benefit Shasta Union High School District.

4. **Vendor Organization and Staffing**

   This section should describe the responder's organization and representation team. The narrative should include the name of staff, their background and qualifications, and their role in providing representation to Shasta Union High School District.

5. **Responses To Program Requirements**

   Responders are to provide a complete response to each of the numbered requirements included in Sections III, IV, and V of the RFP. Responders should be concise in responding to the requirements.

6. **Supplemental Information**

   This section provides responders an opportunity to inform Shasta Union High School District of the other services and/or products that may be relevant.

7. **Price Quotation**

   Responders are to provide a price quotation in the form and format described in Section III.

Initials JM

C. Proposal Evaluation and Contract Award

This solicitation, the evaluation of proposals, and the award of any resulting contract shall be made in conformance with applicable District policies and State of California law. Shasta Union High School District reserves the right to withdraw this Request for Proposal at any time or not award. All documents submitted to District on behalf of this RFP will become the exclusive property of the Shasta Union High School District and will not be returned.

Any contract resulting from this Request for Proposal will be awarded to the responsive and responsible responder whose proposal, in the opinion of the Shasta Union High School District, offers the greatest benefit to the District when considering the total value, including, but not limited to, the quality of products and service and total cost (including prompt payment discounts, trade-ins, upgrades, available volume discounts, shipping and other miscellaneous charges).

Shasta Union High School District reserves the right to make an award in whole or in part.

The Shasta Union High School District reserves the right to award to one of the three (3) lowest responsible bidders per (Public Contract Code section 20118.1 and Education Code section 81645.)

Proposals will be evaluated by the District Evaluation team using a quality points system. The evaluators will examine each proposal to determine, through the application of uniform criteria, the effectiveness of the proposal in meeting the Districts program requirements for office equipment. In addition to materials provided in the proposals, the office equipment commodity team may utilize site visits, oral presentations, product testing, additional material/ information, or references from the supplier and others.

All products, pricing and services offered in the RFP and by the Contractor shall be made available to the following: (aka "piggybacking" **(Educ. Code § 17595; Pub. Cont. Code §§ 20118, 20652, 20653; Gov't Code § 14931.)** all public educational organizations to include all Colleges, Community Colleges (CCC) and Universities, TK-12 Schools Districts, all local government entities at the city and county levels, non-profit groups, religious organizations, and government funded medical providers. These organizations have the right to purchase off the winning contract if they wish, but are not obligated to purchase any items in the RFP if they choose not to.

Shasta Union High School District reserves the right to withdraw or modify this RFP before the closing date without cause. All participating responders will be notified in the instance of withdrawal or modification.

All proposals will be reviewed and evaluated on the following:

Phase One Evaluation:

Compliance with submittal requirements including, but not limited to: **0 Points**

- Response proposal submittal date/time
- Minimum content and format

If a proposal fails to meet the above criteria, it may be eliminated from further consideration.

Phase Two Evaluation:

Proposals will be evaluated for overall quality, clarity, and concise presentation. It will be presumed that the quality assurance standards employed in the preparation and delivery of the proposal is reflective of the vendor's overall quality assurance standards to be used in support of the contract.

Proposals will be reviewed, evaluated, and points assigned based on the following criteria:

A. Vendor Qualifications, Experience, Resources & References **25 Points**

Evaluation considerations will include, but not be limited to:

- How experienced and qualified the vendor is in providing **office equipment and related technology and services**
- Local resources available to implement and support our District's current and future technology needs
- Stability of company
- Customer references

Initials

B. Proposed Multi-Functional Devices, Printers and Optional Accounting/Tracking Systems **25 Points**

Evaluation considerations will include, but not be limited to:

- How well the proposed devices meet the required and desired specifications
- How well the accounting/tracking system meets the required and desired specifications
- Whether District preferred features and functionality or add-ons are available
- How well the proposed systems integrate with District technology

C. Implementation, Conversion, Transition, Training & Marketing Plans **10 Points**

Evaluation considerations will include, but not be limited to:

- How well the proposed implementation, training and marketing plans meet District needs (Initial and on-going)
- How experienced the vendor is in performing like installations, training and marketing
- How well the plans meet the District's timelines

D. On-Going Maintenance and Support for Copiers, Printers & Account/Tracking System, Including Relocation, Placement and Removal of Devices **15 Points**

Evaluation considerations will include, but not be limited to:

- How well the proposed maintenance/support meets the needs of the District
- How extensive maintenance and support is
- Response time commitments of vendor
- Resource commitment to Shasta Union High School District (including personnel)

E. Accessibility Compliance **5 Points**

Evaluation considerations will include, but not be limited to:

- How compliant vendor's proposed equipment is to Section 508 of the Rehabilitation Act of 1973 requirements
- Commitment of vendor and equipment manufacture in efforts to develop equipment accessible to persons with disabilities

F. Sustainability Compliance **10 Points**

Evaluation considerations will include, but not be limited to:

- Use of recycled goods in equipment components
- Capability of equipment to utilize environmentally friendly supplies (e.g. recycled paper, toner packaging made of recycled content, toner that is non-hazardous/non-toxic to environment, etc.)
- Energy Star rated equipment

G. Costs **25 Points**

H. Related Technologies **25 Points**

Shasta Union High School District is interested in partnering with a vendor that can supply some or all of the following related technologies. For evaluation purposes the ability to provide these technologies combined with scoring criteria of **A-G** described above for these technologies, will determine point totals for this section

Shasta Union High School District is looking for vendors to demonstrate their ability to offer other technology solutions that complement the above described core solutions and can benefit Shasta Union High School District such as:

- Visual Communications
- Managed IT Solutions
- ECM (Electronic Content Management)
- Other Technology Solutions that may benefit Shasta Union High School District

Initials

Phase Three Evaluation:

1. Presentation/Demonstration **10 Points**

After initial scoring, Shasta Union High School District may, but is not required to, invite the companies receiving the highest points to provide a demonstration of their proposed solutions and answer questions regarding their submittal. The number of companies invited to make a presentation will be at the discretion of the District. The District may also invite district users to provide input on the functionality, ease-of-use of the proposed equipment, etc.

Further reference checks may be made, and additional financial documentation may be requested and evaluated to determine financial responsibility of responders.

TOTAL AVAILABLE POINTS (for all three phases) **155 Points**

D. Rejection of Proposals

Shasta Union High School District reserves the right to reject all proposals. (53 Cal. Jur. 3d, Public Works and Contracts, 26; 64 Am. Jur. 2d Public Works Contracts, § 75.)

Shasta Union High School District reserves the right to reject proposals, which are non-responsive, including, without limitation, proposals, which contain the following defects:

1. Late or incomplete proposals;
2. Failure to conform to the rules or requirements contained in the Request for Proposal;
3. Failure to sign the proposal;
4. Proof of collusion among responders, in which case all proposals involved in the collusive action will be rejected;
5. Noncompliance with applicable law, unauthorized additions or deletions, conditional responses, incomplete proposals, or irregularities of any kind which may tend to make the proposal incomplete, indefinite or ambiguous as to its meaning;
6. Provisions reserving the right to accept or reject an award, or to enter into a contract containing terms and conditions that are contrary to those in the RFP solicitation.

E. Proposal Preparation Costs

All costs incurred in the preparation and submission of proposals and related documentation, including responder presentation to Shasta Union High School District, will be borne by the responder.

F. Proposal Acceptance Period

"Acceptance Period" as used in this provision, means the number of calendar days available to the Shasta Union High School District for awarding a contract. All responses shall remain available for the district's acceptance for a minimum of 120 days following the RFP closing date.

G. Initial Contract Term

It is anticipated that the initial term of any agreement resulting from this RFP will be for a period of five (5) years.

Initials

H. Optional Renewal Term(s)

Shasta Union High School District may, at its option, extend or renew the agreement for an additional five (5) one-year periods.
All responses, supporting materials, and related documentation will become the property of the district.

This Request for Proposal, together with copies of all documents pertaining to any award, if issued, shall be kept for a period of five years from date of contract expiration or termination and made part of a file or record which shall be open to public inspection. If the response contains any trade secrets that should not be disclosed to the public or used by Shasta Union High School District for any purpose other than evaluation of responder's approach, the top of each sheet of such information must be marked with the following legend: "CONFIDENTIAL INFORMATION"

All information submitted as part of the response must be open to public inspection (except items marked as trade secrets and considered trade secrets under the California Public Records Act) after the award has been made.

Should a request be made of the school district for information that has been designated as confidential by the responder and on the basis of that designation, the district denies the request for information, the responder shall be responsible for all legal costs necessary to defend such action if the denial is challenged in a court of law.

I. Errors and Omissions

If the responder discovers any discrepancy, error, or omission in this RFP or any Exhibits attached, Shasta Union High School District should be notified immediately and a written clarification/notification will be issued to all responders who have been furnished a copy of this RFP for bidding purposes. No responder will be entitled to additional compensation for any error or discrepancy that appears in the RFP where the district was not notified and a response provided.

All legal matters pertaining to this contract will be handled in the county where the purchasing organization resides. This includes all copier contracts and/or leases on equipment.

Initials JM

J. Protests by Bidders

A bidder may protest a bid award if he/she believes that the award was inconsistent with Board policy or the bid's specifications or was not in compliance with law. A protest must be filed in writing with the Superintendent or designee within five business days after opening of bids. The bidder shall submit all documents supporting or justifying the protest. A bidder's failure to timely file a protest shall constitute a waiver of his/her right to protest the award of the contract. Any bidder submitting a Bid Proposal may file a protest of the District's intent to award the Contract provided that each and all of the following conditions are met:

1. The protest must be submitted in writing to the District (e-mail is not acceptable), before 4 p.m. of the fifth business day following bid award.
2. A $10,000 check (made payable to SUHSD) to be deposited with the Shasta Union High School District. Upon resolution of the dispute legal or otherwise the deposit will be returned.
3. The initial protest document must contain a complete statement of any and all basis for the protest, including without limitation all facts, supporting documentation, legal authorities and argument in support of the grounds for the bid protest; any matters not set forth in the written bid protest shall be deemed waived. All factual contentions must be supported by competent, admissible and creditable evidence. The protest must refer to the specific portions of all documents which form the basis for the protest.
4. The protest must include the name, address and telephone number of the person representing the protesting party.
5. Any bid protest not conforming to the foregoing shall be rejected by the District as invalid. Provided that a bid protest is filed in strict conformity with the foregoing, the District's Deputy Superintendent, Business Services, or such individual(s) as may be designated by him/her, shall review and evaluate the basis of the bid protest. Either the District's Deputy Superintendent, Business Services or other individual designated by him/her shall provide the bidder submitting the bid protest with a written statement concurring with or denying the bid protest. The District's Governing Board will render a final determination and disposition of a bid protest by taking action to adopt, modify or reject the disposition of a bid award as reflected in the written statement of the Deputy Superintendent, Business Services or his/her designee. Action by the District's Governing Board relative to a bid award shall be final and not subject to appeal or reconsideration by the District, any employee or officer of the District or the District's Governing Board. The rendition of a written statement by the Deputy Superintendent, Business Services (or his/her designee) and action by the District's Governing Board to adopt, modify or reject the disposition of the bid award reflected in such written statement shall be express conditions precedent to the institution of any legal or equitable proceedings relative to the bidding process, the District's intent to award the Contract, the District's disposition of any bid protest or the District's decision to reject all Bid Proposals.
6. The procedure and time limits set forth in this paragraph are mandatory and are the Bidder's sole and exclusive remedy in the event of bid protest. Failure to comply with these procedures shall constitute a waiver of any right to further pursue the bid protest, including filing a Government Code Claim or legal proceedings.

Initials _____

SECTION II: OFFICE EQUIPMENT PROGRAM REQUIREMENTS

This section sets forth specific product and service requirements for Shasta Union High School District program for office equipment and related technology. Responder proposals must address all of the listed requirements in the order presented with a response acknowledging an understanding of the requirements and the responders approach to fulfilling the requirements.

A. Pricing Options

As previously stated, the District wishes to consider alternative methods of acquisition of Office Equipment and Related Technology. The District reserves the right to select for award the Option(s), which is in the sole opinion of Shasta Union School District, in its best interest.

Option 1: Purchase

Shasta Union High School District may buy Multi-Functional Devices, Laser Printers and Accounting/Tracking System (and Related Technologies) from the successful responder. The successful responder will provide its products and services in accordance with the requirements of this RFP. The title for the purchased products will be transferred to the district.

Option 2: Fair Market Value Lease

Shasta Union High School District may lease Multi-Functional Devices, Laser Printers and Accounting/Tracking System (and Related Technologies) from the successful responder based on the following lease terms:

- 3-year
- 4-year
- 5-year

The successful responder will provide its products and services in accordance with the requirements of this RFP. Your proposal must include in detail your company's terms and conditions for lease renewal/extensions. **Shasta Union High School District will <u>not</u> accept third party financing (this includes copiers).**

Initials

B. Required Products

1. Multi-Functional & Print Devices required within this RFP are categorized based on speed as follows:
   - Categories 1-6 must be A3 (11x17 Capabilities)
   - Category 1 1 -11-20 ppm (N/A)
   - Category 2 -21-30 cpm (copies/pages per minute)
   - Category 3 -31-40 cpm
   - Category 4 -41-70 cpm
   - Category 5 -71-90 cpm
   - Category 6 -91-150

   Production Solutions Should be articulated in detail in Category 6
   Laser & A4 MFPs (11x17 not required) —Various Speeds, with and without network interface

   - Wide Format Printers & MFPs Accounting/Tracking System
2. Responders may submit more than one model for each segment in their response. Provide brochures on all products and list any features you believe are unique to your offering.

C. Technical Support

Responders must specify their capability to provide technical support to Shasta Union High School District as follows:

- Assist the district's sites with installation and configuration of hardware/software for networked Multi-Functional Devices and Printers in a timely manner
- Provide description of help desk on-going hardware, software and network support for all products sold
- Specify if this support is in house or outsourced.
- Specify amount of personnel residing within 20 miles of Redding.
- Specify amount of personnel residing within 100 miles of Redding

D. Technology Requirements

Responders must demonstrate capability to interface with Shasta Union High School District's departmental IT and Network Administrator on an ongoing basis to effectively install and set-up copiers, printers and multi-functional systems on its network and install and set-up appropriate software, drivers and etc. to operate and manage said equipment within individual departmental network environments. Responders must specify the capability to provide the following requirements to Shasta Union High School District:

- Supports TCP/IP V4 and V6
- Print Drivers for the following operating systems:
- Windows 7, 10, Server 2016, 2019
- Mac OS 10.15.x and below
- PCL and PostScript Universal Print Drivers
- Scan to SMB 2 and 3
- Ability to Disable SMB v1
- Scan to e-mail
- Scan file formats PDF, TIFF, JPG
- File compression
- Blank page removal for double sided scanning
- Concurrent scanning of copy job while print job is being processed
- Single Pass double sided scanning
- Hard Drive encryption for data at rest and Hard Drive Erase with overwrite for deleted data
- Documented network security hardening process provided by manufacture
- HTTPS enabled web RUI
- Desktop tool allowing internal IT to see and click on the screen for end user technical support

Initials _____

Print Management Solution

- Provide statistical data on all print, copy and scan activity for MFP's
- Monthly Reports emailed to departments
- Budgets by department or users
- Integration into Active Directory for user management
- Log into MFD via PIN or Card Access
- Guest Printing
- Google Cloud Printing
- Scan to Google Drive
- Follow Me Print
  - Ability to change finishing options at device
- Limit Color access

Optional Technologies

- Print Driver Deployment
- Cloud Hosted Print Management Solution
- Zone OCR and database validation for scanning workflows

E. Program Management and Administration

1. Supplier shall provide the following program administration functions:
   - Project manager to coordinate program implementation
   - Account management for on-going contract monitoring and maintenance
   - On-site sales representation on a regular basis to assist in resolving problems, provide unlimited training and other customer services as required for the efficient operation of the program
   - Coordinate all the order/installation process, inquiries regarding order status, and pricing concerns
   - Quarterly review meetings between supplier's account manager and Shasta Union High School District to review the previous quarter performance.

F. Delivery and Installation

1. Supplier will provide a written acknowledgment of equipment delivery and installation.
2. Please describe in detail your company's delivery and installation capabilities.

G. Equipment Maintenance

District may require supplier to coordinate all service calls through a centralized suppliers' dispatch desk as follows:

- Machine is experiencing a malfunction
- Customer or remote diagnostics system contact central dispatch
- Dispatch logs call noting make, model, serial # and problem
- A unique ticket number is assigned to the call
- The customer is given the ticket number for reference
- Dispatch places call with appropriate service technician
- Service technician responds back to dispatch upon completion
- Repair and total down time are then calculated
- Problem ticket is then closed
- Credit for service copies
- Monthly reports will be compiled for compliance of standards and exception for credit
- Similar equipment will be furnished to the District on a no charge loan basis within one business days, if equipment covered by the maintenance will be out of service for more than two business days

H. Training

Successful vendor will include the following customer training requirements:

- Initial Training (following installation)
- Follow-up training
- On-going training (existing and new users)

Initials SM

I. Service Guarantee Commitments

1. List what your company's service guarantee and customer satisfaction commitments for all products proposed are.

J. Reporting

1. At minimum, the following report will be required (hard copy/on-line) on a quarterly basis:

   Population of digital copiers and Laser printers sorted by:
   - Model
   - Serial Number
   - Location
   - Install date
   - Average Monthly Volume
   - Response time
   - Repair time
   - Uptime
   - Total service calls
   - Operational costs sorted by Department

2. Responders agree to provide other reports as reasonably requested by Shasta Union High School District at no additional cost.

K. Product Certification

The responder certifies and warrants that all products sold to Shasta Union High School District under any agreement resulting from this RFP shall be NEW, recently manufactured from new design and components and never used.

L. Minimum Multi-Functional Device, Laser Printer and Accounting/Tracking System Specifications

NOTE: When responding, make sure to clearly designate if MFP/Printer is an A3 (up to 11x17 capability) or A4 (Letter capability) system.

CATEGORY 1:

- Volume 2,500-6,500 copies/month
- **21-30 B&W Copies/Prints/Scans per minute** for 8 1/2 x 11 image
- Continuous copy meter
- Automatic document feeder-50 sheets minimum
- Minimum 50 sheet Bypass tray
- Minimum of 2 paper trays that hold 500 sheets each.
- Reduction and enlargement, minimum 25-400%
- Automatic duplexing
- Minimum 30 page staple/finisher with electronic sorting
- Multiple copies: 1-999

CATEGORY 2:

- Volume 6,500-15.,000 copies/month
- **31-40 B&W Copies/Prints/Scans per minute** for 8 1/2 x 11 image
- Continuous copy meter
- Automatic document feeder-50 sheets minimum
- Minimum 50 sheet bypass tray
- Minimum of 2 paper trays that hold 500 sheets each.
- Reduction and enlargement, minimum 25-400%
- Automatic duplexing
- Minimum 30 page staple/finisher with electronic sorting
- Multiple copies: 1-999

Initials

CATEGORY 3:

- Volume 15,000-50,000 copies/month
- **41-70 B&W Copies/Prints/Scans per minute** for 8 1/2 x 11 image
- Continuous copy meter
- Automatic document feeder-50 sheet minimum with job building
- Minimum 50 sheet bypass tray
- Minimum of 2 paper trays that hold 500 sheets each.
- Reduction and enlargement, minimum 25-400%
- Automatic duplexing
- Minimum 50 page staple/finisher with electronic sorting
- Multiple copies: 1-999

CATEGORY 4:

- Volume 50,00-100,000 copies/month
- **71 - 90 B&W Copies/Prints/Scans per minute** for 8 1/2 x 11 image
- Continuous copy meter
- Automatic document feeder 100 sheet minimum with job building
- Minimum 50 sheet bypass tray
- Minimum 3,000 sheet capacity, including at least 2 drawers that hold a minimum of 500 sheets each
- Reduction and enlargement, minimum 25-400%
- Automatic duplexing
- Minimum 50 page staple/finisher with electronic sorting
- Multiple copies: 1-999

CATEGORY 5:

- Volume 50,00-100,000 copies/month
- **91 - 135 B&W Copies/Prints/Scans per minute** for 8 1/2 x 11 image
- Continuous copy meter
- Automatic document feeder 100 sheet minimum with job building
- Minimum 50 sheet bypass tray
- Minimum 3,000 sheet capacity, including at least 2 drawers that hold a minimum of 500 sheets each
- Reduction and enlargement, minimum 25-400%
- Automatic duplexing
- Minimum 50 page staple/finisher with electronic sorting
- Multiple copies: 1-999

Initials _____

COLOR CATEGORY 1:

- Volume 2,500-6,500 copies/month
- **21-30 Color Copies/Prints/Scans per minute** for 8 1/2 x 11 image
- Continuous copy meter
- Automatic document feeder-50 sheets minimum
- Minimum 50 sheet Bypass tray
- Minimum of 2 paper trays that hold 500 sheets each.
- Reduction and enlargement, minimum 25-400%
- Automatic duplexing
- Minimum 30 page staple/finisher with electronic sorting
- Multiple copies: 1-999

COLOR CATEGORY 2:

- Volume 6,500-15,000 copies/month
- **31-40 Color Copies/Prints/Scans per minute** for 8 1/2 x 11 image
- Continuous copy meter
- Automatic document feeder-50 sheets minimum
- Minimum 50 sheet bypass tray
- Minimum of 2 paper trays that hold 500 sheets each.
- Reduction and enlargement, minimum 25-400%
- Automatic duplexing
- Minimum 30 page staple/finisher with electronic sorting
- Multiple copies: 1-999

COLOR CATEGORY 3:

- Volume 15,000-50,000 copies/month
- **41-70 Color Copies/Prints/Scans per minute** for 8 1/2 x 11 image
- Continuous copy meter
- Automatic document feeder-50 sheet minimum with job building
- Minimum 50 sheet bypass tray
- Minimum of 2 paper trays that hold 500 sheets each.
- Reduction and enlargement, minimum 25-400%
- Automatic duplexing
- Minimum 50 page staple/finisher with electronic sorting
- Multiple copies: 1-999

COLOR CATEGORY 4:

- Volume 50,00-100,000 copies/month
- **71 —90 Color Copies/Prints/Scans per minute** for 8 1/2 x 11 image
- Continuous copy meter
- Automatic document feeder 100 sheet minimum with job building
- Minimum 50 sheet bypass tray
- Minimum 3,000 sheet capacity, including at least 2 drawers that hold a minimum of 500 sheets each
- Reduction and enlargement, minimum 25-400%
- Automatic duplexing
- Minimum 50 page staple/finisher with electronic sorting
- Multiple copies: 1-999

Initials _____

COLOR CATEGORY 5:

- Volume 50,00-100,000 copies/month
- **91 - 135 Color Copies/Prints/Scans per minute** for 8 1/2 x 11 image
- Continuous copy meter
- Automatic document feeder 100 sheet minimum with job building
- Minimum 50 sheet bypass tray
- Minimum 3,000 sheet capacity, including at least 2 drawers that hold a minimum of 500 sheets each
- Reduction and enlargement, minimum 25-400%
- Automatic duplexing
- Minimum 50 page staple/finisher with electronic sorting
- Multiple copies: 1-999

LASER PRINTER CATEGORY 1:

- Low B&W Laser printer with network interface
- Medium B&W Laser printer with network interface
- High B&W Laser printer with network interface
- Low Color Laser printer with network interface
- Medium Color Laser printer with network interface
- High Color Laser printer with network interface
- All Laser printers must be Non Host based printers
- Wireless Laser printers Various speeds

ACCOUNTING/TRACKING SYSTEM

- Track Print, Scan, Copy and Fax usage by User, Device and Department
- Users need to be identified based upon login
- Users able to select Cost Centers for bill back
- Follow me printing
- Please outline any additional features

RELATED TECHNOLOGIES

Shasta Union School District welcomes an offering of any technology that is felt will benefit our School District. Please provide very specific detail on specifications and capabilities and provide in the same pricing schedule as above.

- Visual Communications
- Managed IT Solutions
- ECM (Electronic Content Management)
- Other Technology Solutions that may benefit Shasta Union High School District

SECTION III: INVOICING:

- Describe the various billing options available.

Initials

SECTION IV: PRICING

A. Price Quotation

1. Please complete the attached Pricing Schedules Attachments 1(A —D) based on specified Shasta Union High School District requirements as defined in this RFP. Please provide your pricing proposal in hard copy and on USB Drive in Excel.

Responders must provide the following pricing data for Multi-Functional Devices, Printers and Related Technology.

- **Purchase Option** - RFP purchase prices listed as provided on the attached Attachments 1(A).
- **Lease Option** - Net RFP lease prices as provided on the attached Attachments 1(B). :
  Buyout based on the fair market value (end of lease term)
  (36), (48) & (60) months
  There will not be any ship-back or return costs charged
  ***CPI** —A Cost Per Image rate must be supplied with all submissions of Multifunctional Devices and Laser Printers. CPI rate should include all parts, labor & supplies (less paper & staples).

2. Responders must provide a price quotation for all the options included in the Pricing Schedule and detailed in Section III of this RFP.
3. The prices quoted in response to this section shall be the Shasta Union School District net price including the various services to be provided. There shall be no separate charges, fees, handling or other incidental costs. Applicable taxes will be charged in addition to these net prices.
   Multi-Page Hardcopy Invoice Billing
4. Ray Morgan Company will distribute to Shasta Union High School District a patronage amount equal to 1.5% of the revenue of all MFPs and Printers acquired by other California School Districts with the utilization of this contract.
5. Please specify how your company will handle pricing for mid-year introductions of new/replacement models.

B. Price Protection

1. Prices quoted cannot increase during the first 12 months period of the agreement. Price changes after the first 12 months period, if any, shall be made on an annual basis as negotiated by both parties. Any price changes require a 30-day written notification and apply only for new lease agreements entered after the time increase is effective. However, in no event shall price increase on an aggregate basis exceed three (3) percent or CPI whichever is less. In the event that a certain product line has a significant price increase in excess of five (5) percent, those particular products shall be negotiated individually.

2. Price increases for any renewal periods must be supported by documented evidence of manufacturers' or manufacturers' supplier price increases.

Initials

NAME OF Company: RAY MORGAN COMPANY

FULL NAME OF ALL PARTNERS OR LEGAL NAME OF CORPORATION:

RAY MORGAN COMPANY, LLC
(TYPE OR PRINT)

AUTHORIZED CONTACT / **RESPONSE** PREPARER / SALES REPRESENTATIVE: JOHN PROPERSI

Business Address: 3131 ESPLANADE CHICO, CA 95973
(TYPE OR PRINT)

Telephone: 925-400-4162 FAX: 530-781-1041

BY: Greg Martin GREG MARTIN PRESIDENT
Signature in ink (TYPE OR PRINT NAME OF TITLE AND SIGNATURE)

"I declare, under penalty of perjury, that the information provided and representations made in this response are true and current and that this declaration was executed on (date) at COUNTY, California."

Corporate Officer w/Authority to Bind: Greg Martin GREG MARTIN PRESIDENT
Signature in ink (TYPE OR PRINT NAME OF TITLE AND SIGNATURE)

6/9/20

DATED: CORPORATE SEAL: N/A
(IF APPLICABLE)

Initials JM

SANTA CRUZ CITY SCHOOLS

Ray Morgan Company Presentation
September 4, 2020

Ray Morgan Company
DOCUMENT TECHNOLOGY SOLUTIONS

Jim Monreal
Assistant Superintendent of Business Services
SCCS

Paula Morin
Buyer
SCCS

Peter Bishel
Government Acct Executive
RMC

Tonya Hastings
Regional Manager
RMC

Phil Bennett
Solutions Engineer
RMC

Agenda

- Current Situation and Summary
- Device & Process Improvements
- Machines and Use by School and Department
- Cost Summary

SANTA CRUZ CITY SCHOOLS

Ray Morgan Company
DOCUMENT TECHNOLOGY SOLUTIONS

RMC / Santa Cruz City Schools History

In the fall of 2015, SCCS was looking to consolidate their copier/MFP fleet with a single vendor and product line. Prior to this, the district had a variety of vendors, suppliers and manufacturer products. With the combined efforts of Paula Morin, Jim Monreal and RMC account rep, Connie Quadros, SCCS was able to upgrade to new Ricoh devices, bring costs down and realize the benefits of a single source for copying and printing. Utilizing a piggyback contract from the US Communities government program, the contract was awarded to RMC and executed March 2016.

Our new RMC rep, Peter Bishel is working to upgrade the Ricoh fleet with new Canon MFP systems. In addition to saving the district money, RMC is proposing additional offerings - such as secure printing (*among several other added benefits and solutions*). This time, Ray Morgan Co. is using their Shasta Union HSD contract – enabling SCCS to have new equipment with higher capacity, more features and at a lower overall cost.

Ray Morgan Company is a solid organization and has a strong foundation, plus many satisfied school district clients in Central and Northern California.

SANTA CRUZ CITY SCHOOLS

Ray Morgan Company
DOCUMENT TECHNOLOGY SOLUTIONS

Current Equipment, Use and Contract Summary:

- 48 Ricoh devices
- US Communities Contract
- Lease Price of $24,234 per quarter / $8,078 per mo.

Cost Per Page – service and supplies, billed quarterly in arrears

- BW $.0059 — 1,000,000 pages per mo.
- Avg quarterly billing — $17,700 / $5,900 per mo.
- Color $.072 — 11,000 color pages per month
- Avg quarterly billing — $ 2,376 / $792 per mo.

- Total Average Costs — $44,310 per qt. / $14,770 per mo. (plus tax)

SANTA CRUZ CITY SCHOOLS

Ray Morgan Company
DOCUMENT TECHNOLOGY SOLUTIONS

Solution and Device Improvements:

- 50 new Canon MFP devices
- Each school site will have at least one new Canon color MFP
- Some sites will have an added device (Soquel HS & Harbor HS)
- Replacement models will be the same or similar in pages per minute
- Many devices will be faster
- Higher use capacity on a number of the new machines
- Each new Canon machine will come with anti-microbial protection on all primary touch points with the RMC PureZone solution
- Provides a self-sanitizing protective barrier, eliminating the need for constant cleaning
  - Easy to Maintain
  - Long Lasting
  - Powerful
  - Kills 99% of Microbes

PURE ZONE Antimicrobial protection

SANTA CRUZ CITY SCHOOLS

Ray Morgan Company
DOCUMENT TECHNOLOGY SOLUTIONS

PaperCut
Google for Education
Premier Partner

Process and Software Improvements:

- Touchless print solution for each device
- Confidential printing across all new systems
- IEP & 504 compliant secure printing
- Elimination of abandoned print jobs left at devices and in workrooms
  - *Customers usually see reduced paper costs by 15% to 20% as well as total pages printed*
- Remote and print from home
- Universal print driver – printing to a single queue
- Follow me printing
- Rules based printing, budget controls and accounting reports
- Scan to email receipt
- Mobile device printing
- Google integration with Chromebook printing
- Reduces paper waste and district carbon footprint
- Substantial paper savings for SCCS

PaperCut MF

EAST SIDE HIGH SCHOOL DISTRICT

With the implementation of a secure print solution, East Side UHSD reduced their annual use by 10 million pages in just the first 2 years – saving the district $200,000 over the contract term

Pleasanton Unified School District

ALAMEDA COUNTY OFFICE OF EDUCATION

THE COUNTY OF SANTA CLARA

Santa Clara County Office of Education

SANTA CRUZ CITY SCHOOLS

Ray Morgan Company
DOCUMENT TECHNOLOGY SOLUTIONS

District Office

Department / Location	Current Ricoh Model	RMC ID #	monthly avg use bw	monthly avg use color
18 BREAKROOM	MP7502SP-R	B413027	13,693	n/a
18ABREAKROOM	MP7503SP-RS	144004	12,207	n/a
HR Dept	MPC6004EX-RS*	B418355	7,123	6,462
14 PURCHASING	MPC4503-RS *	B413023	5,912	3,236
Total Use Per Month Average			38,935	9,698

*Currently Color

- Canon DX6765 65 ppm BW
- Canon DX6765 65 ppm BW
- Canon DXC5760 60 ppm BW/Color
- Canon DXC5750 50 ppm BW/Color

color devices noted

SANTA CRUZ CITY SCHOOLS

Ray Morgan Company
DOCUMENT TECHNOLOGY SOLUTIONS

District Departments

Department / Location	Current Ricoh Model	RMC ID #	monthly avg use bw	monthly avg use color
Transportation	MPC306SPF *	B413047	1,005	1,330
Facilities MOT	MPC4053 *	B419169	923	1,146
Formerly Academic Equity	MPC2503-RS*	B413024	41	103
Food Services	MP 3055SP	B404571	10,003	n/a
Total Use Per Month Average			11,972	2,579

*Currently Color

- Canon IRC357iF 35 ppm BW/Color
- Canon DXC5750 50 ppm BW/Color
- Canon DXC5735 35 ppm BW/Color
- Canon DXC5750 50 ppm changing from BW to a color device

SANTA CRUZ CITY SCHOOLS

Pirates

Ray Morgan Company
DOCUMENT TECHNOLOGY SOLUTIONS

Harbor High School

Department / Location	Current Ricoh Model	RMC ID #	monthly avg use bw
28 ART DEPT	MP4054SP-RS	B413030	7,130
29 STAFF WORKOOM	MP6054SP-RS	B413032	55,728
30 STAFF WORKROOM	MP5054SP-RS	B413034	24,760
31 STAFF WORKROOM	MP5054SP-RS	B413033	48,348
Math Dept	MP2555SP AD	B420180	11,950
Total Use Per Month Average			147,915

- Canon DXC5750 — 50 ppm changing from BW to a color device
- Canon DX6765 — 65 ppm BW
- Canon DX4751 — 51 ppm BW
- Canon DX6765 — 65 ppm BW
- Canon DX4735 — 35 ppm BW

- Canon DXC5750 — 50 ppm BW/Color

Net New Machine for Campus

SANTA CRUZ CITY SCHOOLS

GAULT

Ray Morgan Company
DOCUMENT TECHNOLOGY SOLUTIONS

Gault Elementary

Department / Location	Current Ricoh Model	RMC ID #	monthly avg use bw
24 BOILER ROOM	MP5054SP-RS	B413051	16,106
25 BOILER ROOM	MP5054SP-RS	B413053	23,121
26 BOILER ROOM	MP5054SP-RS	B413054	24,072
Total Use Per Month Average			63,299

- Canon DXC5750 — 50 ppm changing from BW to a color device
- Canon DX4751 — 51 ppm BW
- Canon DX4751 — 51 ppm BW

SANTA CRUZ CITY SCHOOLS

Ray Morgan Company
DOCUMENT TECHNOLOGY SOLUTIONS

Mission Hill Middle School

Department / Location	Current Ricoh Model	RMC ID #	monthly avg use bw
35 CONFERENCE ROOM	MP5054SP-RS	B413057	5,401
36 WORKROOM	MP5054SP-RS	B413067	37,856
37 WORKROOM	MP5054SP-RS	B413061	27,801
39 WORKROOM	MP5054SP-RS	B413060	23,390
Total Use Per Month Average			94,448

- Canon DXC5750 — 50 ppm changing from BW to a color device
- Canon DX6765 — 65 ppm BW
- Canon DX6765 — 65 ppm BW
- Canon DX6765 — 65 ppm BW

SANTA CRUZ CITY SCHOOLS

Ray Morgan Company
DOCUMENT TECHNOLOGY SOLUTIONS

Santa Cruz High School

Department / Location	Current Ricoh Model	RMC ID #	monthly avg use bw
42 STAFF ROOM	MP5054SP-RS	B413069	11,724
43 LARGE TEXT ROOM	MP5054SP-RS	B413063	20,309
44 LARGE TEXT ROOM	MP6054SP-RS	B413059	48,479
45 SMALL TEXT ROOM	MP5054SP-RS	B413066	32,681
46 SMALL TEXT ROOM	MP6054SP-RS	B413065	65,654
Total Use Per Month Average			167,124

- Canon DXC5750 — 50 ppm changing from BW to a color device
- Canon DX4751 — 51 ppm BW
- Canon DX6765 — 65 ppm BW
- Canon DX6765 — 65 ppm BW
- Canon DX6765 — 65 ppm BW

SANTA CRUZ CITY SCHOOLS

Ray Morgan Company
DOCUMENT TECHNOLOGY SOLUTIONS

Soquel High School

Department / Location	Current Ricoh Model	RMC ID #	monthly avg use bw
47 COUNSELING ROOM	MP4054SP-RS	B413062	9,296
48 WORKROOM	MP6054SP-RS	B413064	63,818
49 WORKROOM	MP6054SP-RS	B413068	80,142
Total Use Per Month Average			153,256

- Canon DXC5750 50 ppm changing from BW to a color device
- Canon DX6780 80 ppm BW
- Canon DX6780 80 ppm BW
- Canon DXC5750 50 ppm BW/Color

net new machine for campus (color)

SANTA CRUZ CITY SCHOOLS

Ray Morgan Company
DOCUMENT TECHNOLOGY SOLUTIONS

Westlake Elementary

Department / Location	Current Ricoh Model	RMC ID #	monthly avg use bw
51 FRONT OFFICE	MP4054SP-RS	B413036	3,624
52 WORKROOM	MP6054SP-RS	B413041	18,026
53 WORKROOM	MP6054SP-RS	B413038	31,814
54 WORKROOM	MP5054SP-RS	B413035	34,895
Total Use Per Month Average			88,359

- Canon DXC5750 — 50 ppm changing from BW to a color device
- Canon DX6765 — 65 ppm BW
- Canon DX6765 — 65 ppm BW
- Canon DX6765 — 65 ppm BW

SANTA CRUZ CITY SCHOOLS

Ray Morgan Company
DOCUMENT TECHNOLOGY SOLUTIONS

Branciforte Middle School

Department / Location	Current Ricoh Model	RMC ID #	monthly avg use bw
10 STAFF LOUNGE	MP4054SP-RS	B413037	9,879
11 LIBRARY	MP2554SP-RS	B413042	808
12 WORKROOM	MP6054SP-RS	B413046	42,384
13 WORKROOM	MP5054SP-RS	B413045	28,733
Total Use Per Month Average			81,804

- Canon DXC5750 — 50 ppm changing from BW to a color device
- Canon DX4735 — 35 ppm BW
- Canon DX6765 — 65 ppm BW
- Canon DX4751 — 51 ppm BW

SANTA CRUZ CITY SCHOOLS

BRANCIFORTE SMALL SCHOOLS CAMPUS

Ray Morgan Company
DOCUMENT TECHNOLOGY SOLUTIONS

Branciforte Small School

Department / Location	Current Ricoh Model	RMC ID #	monthly avg use bw
6 STAFF LOUNGE	MP5054SP-RS	B413058	29,348
7 PARENTS RESOURCE	MP2554SP-RS	B413049	188
8 MAIN OFFICE	MP2554SP-RS	B413050	2,961
9 RESOURCE CENTER	MP4054SP-RS	B413052	5,483
Total Use Per Month Average			37,980

- Canon DX4751 51 ppm BW
- Canon DX4735 35 ppm BW
- Canon DXC5735 35 ppm changing from BW to a color device
- Canon DX4751 51 ppm BW

SANTA CRUZ CITY SCHOOLS

BAY VIEW ELEMENTARY

Ray Morgan Company
DOCUMENT TECHNOLOGY SOLUTIONS

Bay View Elementary School

Department / Location	Current Ricoh Model	RMC ID #	monthly avg use bw
16 STAFF WORKROOM	MP6054SP-RS	B412458	19,651
15 LIBRARY	MP4054SP-RS	B413056	33,220
formerly HR - now Bay View	MP4054SP-RS	B413029	22,488
17 STAFF LOUNGE	MP5054SP-RS	B419166	4,592
Total Use Per Month Average			79,950

- Canon DX4751 — 51 ppm BW
- Canon DX6765 — 65 ppm BW
- Canon DXC5750 — 50 ppm changing from BW to a color device
- Canon DX4751 — 51 ppm BW

SANTA CRUZ CITY SCHOOLS

Ray Morgan Company
DOCUMENT TECHNOLOGY SOLUTIONS

DeLaveaga Elementary School

Department / Location	Current Ricoh Model	RMC ID #	monthly avg use bw
23 STAFF ROOM	MP6054SP-RS	B413043	33,745
20 STAFF ROOM	MP4054SP-RS	B413039	17,895
21 SHARED RESOURCE	MP5054SP-RS	B413040	28,502
22 TEACHERS WORKROOM	MP5054SP-RS	B413044	13,850
Total Use Per Month Average			93,992

- Canon DX6765 — 65 ppm BW
- Canon DX4751 — 51 ppm BW
- Canon DX4751 — 51 ppm BW
- Canon DXC5750 — 50 ppm changing from BW to a color device

SANTA CRUZ CITY SCHOOLS

Ray Morgan Company
DOCUMENT TECHNOLOGY SOLUTIONS

Canon DX4735, DX4751
Canon DXC5735, DXC5750, DXC5760

Canon DX6765 & DX6780 Enterprise Systems

SANTA CRUZ CITY SCHOOLS

Ray Morgan Company
DOCUMENT TECHNOLOGY SOLUTIONS

New Equipment and Solution Proposal

- 50 new Canon devices w/badge readers
- Anti-microbial Protection
- PaperCut Secure Enterprise Print Software
- Shasta Union HSD Contract

- New Lease Payment of $23,145 per qt. / $7,715 per mo.
- BW $.0059 & Color $.06 per page, Service and Supplies – billed in arrears
- Estimated CPC billing – BW $17,700 qt. / $5,900 per mo.
- Estimated CPC billing – Color $1,980 qt. / $660 per mo.

- Total Proposed Costs $42,828 per quarter / $14,276 per mo. (plus tax)

SANTA CRUZ CITY SCHOOLS

Ray Morgan Company
DOCUMENT TECHNOLOGY SOLUTIONS

Current Situation:

- 48 Ricoh devices
- US Communities Contract
- Quarterly lease billing is $24,234 / $8,078 per mo.
- BW $.0059 / Color $.072
- BW 1,000,000 / Color 11,000 pages per mo.

Avg billing for Service & Supplies

- BW $17,700 / $5,900 per mo.
- Color $ 2,376 / $ 792 per mo.

Total Current Costs

- $44,310 per quarter / $14,770 per mo. (plus tax)

New RMC Proposal:

- 50 new Canon devices w/badge readers
- Anti-microbial Protection
- PaperCut Enterprise Secure Print Software
- Shasta Union HSD Contract
- New quarterly lease Price $23,145 / $7,715 per mo.
- BW $.0059 / Color $.06

Based on current use

- BW $17,700 / $5,900 per mo.
- Color $ 1,980 / $ 660 per mo.

Total Estimated New Costs

- $42,828 per quarter / $14,276 per mo. (plus tax)

SANTA CRUZ CITY SCHOOLS

Ray Morgan Company
DOCUMENT TECHNOLOGY SOLUTIONS

Additional Services and Solutions

- 10 Hours of RMC *Professional Services* for LaserFiche workflow improvements
  - *Duplicate employee naming detection*
  - *Consultation services on Ed-Join integration to LaserFiche*

- Optional RMC Health and Safety Solutions

SANTA CRUZ CITY SCHOOLS

Ray Morgan Company
DOCUMENT TECHNOLOGY SOLUTIONS

Thank you for your time

Any additional questions?

SANTA CRUZ CITY SCHOOL DISTRICT

AGENDA ITEM: Resolution 10-20-21: Administrator Appreciation Week

MEETING DATE: September 23, 2020

FROM: Molly Parks, Assistant Superintendent, Human Resources

THROUGH: Kris Munro, Superintendent

RECOMMENDATION:
Approve Resolution 10-20-21 to adopt October 18-24, 2020 as Administrator Appreciation Week.

BACKGROUND:
Santa Cruz City Schools will acknowledge and recognize administrative staff for their service to students during this week.

FISCAL IMPACT:
None

This work is in direct support of the following District goal and its corresponding metrics:

Goal #4: We will develop a highly collaborative, professional culture focused on supporting effective teaching.

SANTA CRUZ CITY SCHOOLS DISTRICT

RESOLUTION # 10-20-21

WHEREAS, Santa Cruz City School's greatest asset is its staff and;

WHEREAS, Santa Cruz City School's 4th Strategic Goal is to develop a highly collaborative and professional culture focused on supporting effective teaching and;

WHEREAS, staff members work together as a team to serve our students and their community;

WHEREAS, the Governing Board of the Santa Cruz City Schools recognizes the dedication, hard work, expertise, and leadership exercised by its managers, classified and certificated staffs;

NOW THEREFORE, BE IT RESOLVED that the Governing Board of Santa Cruz City Schools declares the week of October 18, 2020 to be the Administrator Appreciation Week.

PASSED AND ADOPTED at a regular meeting of the Santa Cruz City Schools Governing Board held on September 23, 2020.

AYES: _____ NOES: _____ ABSTENTIONS:_____ABSENT: _____

_____

Cynthia Ranii, President
Santa Cruz City Schools Governing Board

AGENDA ITEM: 8.2.3.1

SANTA CRUZ CITY SCHOOL DISTRICT

AGENDA ITEM: Resolution 11-20-21: Classified Employee Appreciation Week

MEETING DATE: September 23, 2020

FROM: Molly Parks, Assistant Superintendent, Human Resources

THROUGH: Kris Munro, Superintendent

RECOMMENDATION:

Approve Resolution 11-20-21 to adopt May 16-22, 2021 as Classified Employee Appreciation Week.

BACKGROUND:

Santa Cruz City Schools will acknowledge and recognize classified staff for their service to students during this week.

FISCAL IMPACT:

None

This work is in direct support of the following District goal and its corresponding metrics:

Goal #4: We will develop a highly collaborative, professional culture focused on supporting effective teaching.

SANTA CRUZ CITY SCHOOLS DISTRICT

RESOLUTION # 11-20-21

WHEREAS, Santa Cruz City School's greatest asset is its staff and;

WHEREAS, Santa Cruz City School's 4th Strategic Goal is to develop a highly collaborative and professional culture focused on supporting effective teaching and;

WHEREAS, Classified staff members work as a team to serve our students and their community;

WHEREAS, the Governing Board of the Santa Cruz City Schools recognizes the dedication, hard work, expertise, and leadership exercised by its classified staffs;

NOW THEREFORE, BE IT RESOLVED that the Governing Board of Santa Cruz City Schools declares the week of May 16, 2021 to be the Classified Employee Appreciation Week.

PASSED AND ADOPTED at a regular meeting of the Santa Cruz City Schools Governing Board held on September 23, 2020.

AYES: _____ NOES: _____ ABSTENTIONS:_____ABSENT: _____

_____

Cynthia Ranii, President
Santa Cruz City Schools Governing Board

AGENDA ITEM: 8.2.3.2

SANTA CRUZ CITY SCHOOL DISTRICT

AGENDA ITEM: Resolution 12-20-21: Teacher Appreciation Week

MEETING DATE: September 23, 2021

FROM: Molly Parks, Assistant Superintendent, Human Resources

THROUGH: Kris Munro, Superintendent

RECOMMENDATION:
Approve Resolution 12-20-21 to adopt May 2-8, 2021 as Teacher Appreciation Week.

BACKGROUND:
Santa Cruz City Schools will acknowledge and recognize certificated staff for their service to students during this week.

FISCAL IMPACT:
None

This work is in direct support of the following District goal and its corresponding metrics:

Goal #4: We will develop a highly collaborative, professional culture focused on supporting effective teaching.

AGENDA ITEM: 8.2.3.3

SANTA CRUZ CITY SCHOOLS DISTRICT

RESOLUTION # 12-20-21

WHEREAS, Santa Cruz City School's greatest asset is its staff and;

WHEREAS, Santa Cruz City School's 4th Strategic Goal is to develop a highly collaborative and professional culture focused on supporting effective teaching and;

WHEREAS, Certificated staff members work as a team to serve our students and their community;

WHEREAS, the Governing Board of the Santa Cruz City Schools recognizes the dedication, hard work, expertise, and leadership exercised by its certificated staffs;

NOW THEREFORE, BE IT RESOLVED that the Governing Board of Santa Cruz City Schools declares the week of May 2, 2021 to be the Teacher Appreciation Week.

PASSED AND ADOPTED at a regular meeting of the Santa Cruz City Schools Governing Board held on September 23, 2020.

AYES: _____ NOES: _____ ABSTENTIONS:_____ABSENT: _____

_____

Cynthia Ranii, President
Santa Cruz City Schools Governing Board

AGENDA ITEM: 8.2.3.3

SANTA CRUZ CITY SCHOOL DISTRICT

AGENDA ITEM: Zoom Additional Agreement: Cloud Storage Space

MEETING DATE: September 23, 2020

FROM: Kris Munro, Superintendent

RECOMMENDATION:
Approve the additional Zoom agreement to increase the Zoom Cloud storage limit during distance learning.

BACKGROUND:
On August 19, 2020, the Board approved a license agreement with Zoom as an essential tool for the district during distance learning. All staff have been using Zoom to hold extensive live meetings with students, parents, staff and community partners. These meetings also include Board meetings, parent and community outreach meetings, live question and answer webinars, staff information webinars, and synchronous and asynchronous instruction.

One highly utilized tool of Zoom is the ability to record meetings. Staff uses this feature to be compliant with the Brown Act, provide stakeholders with information presented after the fact, and to document live instruction. All recordings are saved to Zoom's Cloud storage. Currently, the entire district shares 157 Gigabytes of Cloud storage. This has proven insufficient and is not meeting the needs of all staff.

This additional agreement with Zoom will allow for an increase of Cloud storage to 3 Terabytes, or 3,000 Gigabytes, for the duration of the school year. Cloud storage can be reduced during summer, and when the district returns to hybrid learning.

FISCAL IMPACT:
$3,090.41 Learning Loss Mitigation Fund (Restricted)

This work is in direct support of the following District goals and their corresponding metrics:

Goal #1: All Santa Cruz City Schools students will be prepared to successfully access post-secondary college and career opportunities.
Goal #2: SCCS will create positive, engaging school environments that promote the development of cognitive skills and the social emotional well-being of all students.
Goal #3: We will eliminate the achievement gaps that currently exist between demographic groups within the SCCS student community.
Goal #4: We will develop a highly collaborative, professional culture focused on supporting effective teaching.

Goal #5: SCCS will maintain a balanced budget and efficient and effective management.
Goal #6: SCCS will maintain strong communication and partnership with its diverse community.

Amendment Form Number: Q687778
Valid Until: 09/30/2020

Zoom Video Communications Inc. ('Zoom')
55 Almaden Blvd, 6th Floor
San Jose, CA
Email: bruce.steele@zoom.us

Billed To	**Sold To**
Customer: Santa Cruz City Schools **Contact Name**: Alyssa Martinez 133 Mission Street Suite 100 Santa Cruz, California 95060, United States **Email Address**: alyssamartinez@sccs.net **Phone**: (831) 429-3410	**Customer**: Santa Cruz City Schools **Contact Name**: Alyssa Martinez 133 Mission Street Suite 100 Santa Cruz, California 95060, United States **Email Address:** alyssamartinez@sccs.net **Phone:** (831) 429-3410
Auto Renew: Yes **Term End Date** (co-terminus with the existing contract): 03/15/2021 **Initial Paid Subscription Term:** 12 Month **Renewal Subscription Term:** 12 Month **Paid Period Start Date:** 09/08/2020	**Billing Method:** Email **Currency:** USD **Payment Method:** Other **Payment Term:** Net 30

This Zoom Amendment Form is for adjusting or amending an existing Order Form, or for the purchase of the Zoom licenses and services set forth below. The use and delivery of any services provided for herein shall be governed by Zoom Terms and Conditions found at http://www.zoom.us/terms (unless Customer and Zoom have entered a written governing Master Subscription Agreement, in which case such written agreement will govern).

AMENDMENT	NAME	BILLING PERIOD	QUANTITY	EFFECTIVE PRICE	EXTENDED TOTAL	ESTIMATED PRORATED AMOUNT
New Rate Plan "Cloud Recording One Year Prepay 3 TB Monthly Usage"	Cloud Recording One Year Prepay 3 TB Monthly Usage	Annual	1	USD 6,000.00	USD 6,000.00	USD 3,090.41
New Rate Plan "Cloud Recording One Year Prepay 3 TB Monthly Usage"	Cloud Recording 3 TB - overage fee	Month	NA	USD 0.10	NA	NA

(Before Taxes)	
Annual Incremental Spend:	**USD 6,000.00**
Associated Invoice Amount:	**USD 3,090.41**

Other Terms & Notes

Special Notes:

The first Invoice amount from this Quote will be prorated based on the existing subscription billing cycle date and thus invoice amount will be different from the above Monthly and Annual Incremental Spend.

Other:

Named Host - means any licensed host who may host an unlimited number of meetings during the Term using the Service, subject to the applicable terms and conditions. Any meeting will have at least one Named Host. Unless Customer has purchased an extended capacity, the number of participants (participants do not require a license) will not exceed 300 per meeting. Named Host license may not be shared or used by anyone other than the individual to whom the Named Host license is assigned.

Fees - The fees for the Services, if any, are described in the Order Form. The actual fees may also include overage amounts or per use charges for audio and/or cloud recording in addition to the fees in the Order, if such use is higher than the amounts described in the Order, and you agree to pay these amounts or charges if you incur them. Invoicing for Services begins on the first day that the service is available for use by the Customer and monthly thereafter for the duration Term, except for annual pre-pay option which is invoiced once in the first month of the annual term. Invoices are pro-rated from paid period start date to base subscription end date. Purchase order, if any, issued in connection with this order should reference the above order form number. Commitments not utilized by the Customer during the month for which they are committed may not be carried forward into any subsequent month or term.

The customer acknowledges that the Estimated Prorated Amount reflected in the Order Form herein may be subject to change (e.g. based on the provisioning date of the Order Form and other applicable factors) and is provided for informational purposes only.

State and/or local taxes may apply to Zoom services. *Professional Services, if purchased, will be presented in a separate Order Form.*

Accepted and agreed as of the date specified below by the authorized representative of Customer

Signature:
Print Name: Alyssa Martinez
Date:
Zoom Service Effective Date: 09/08/2020
PO # (If Applicable):
VAT # (If Applicable):

The Services will be activated within 48 hours of order signature or Zoom Service Effective Date, whichever is later.

If a PO# is required for processing the invoice related to this order, please provide a PO with this order. If issuance of PO is delayed, please provide a PO within 5 days of the service effective date via email to billing@zoom.us. Notwithstanding the foregoing, the period for payment shall commence as of the applicable invoice date. Such payment period shall not restart based on any delays in issuing a Purchase Order or any procurement process.

SANTA CRUZ CITY SCHOOL DISTRICT

AGENDA ITEM: Brannon Corporation Contract for Branciforte Small Schools Alternative Family Education Campus Site Work for New Modular Classroom Buildings

MEETING DATE: September 23, 2020

FROM: Jim Monreal, Assistant Superintendent, Business Services

THROUGH: Kris Munro, Superintendent

RECOMMENDATION:
Approve the Brannon Corporation contract for Branciforte Small Schools Alternative Family Education campus site work for new modular classroom buildings.

BACKGROUND:
The project consists of site work including excavation, pad preparation, site utilities, flatwork, and building fire alarm and low voltage work for the new modular buildings at the Branciforte Small Schools Alternative Family Education campus.

A request for bids was sent out to contractors, noticed to the builder's plan room, and advertised in the local newspapers. Seven bids were received for this project. Brannon Corporation was the lowest responsive and responsible bidder.

Bid Summary

CONTRACTOR	CITY	BASE BID
Schreder & Brandt Mfg., Inc.	Chico	$726,000.00
Premier Builders, Inc.	Gilroy	$585,856.00
Guerra Construction Group	Santa Clara	$574,000.00
CRW Industries, Inc.	Scotts Valley	$598,986.00
Brannon Corporation	Morgan Hill	$553,763.00
Top Tier Grading, LLC.	Santa Cruz	$660,000.00
101 Builders, Inc.	Gilroy	$705,828.00
LOW BID	**Brannon Corporation**	**$553,763.00**

Staff recommends that the bid be awarded to Brannon Corporation, the lowest responsive and responsible bidder.

FISCAL IMPACT:

$553,763.00, Measure B Funds (Restricted), representing 6.54% of the overall site budget
$8,579,099.00 is the total Bond Allocation to Branciforte Small Schools

This work is in direct support of the following District goals and their corresponding metrics:

Goal #2: SCCS will create positive, engaging school environments that promote the development of cognitive skills and the social emotional well-being of all students.
Goal #5: SCCS will maintain a balanced budget and efficient and effective management.
Goal #6: SCCS will maintain strong communication and partnership with its diverse community.

Prepared by Trevor Miller, Director, Facility Services

AGREEMENT BETWEEN OWNER AND CONTRACTOR

This Agreement between Owner and Contractor (the "Agreement") effective September 23, 2020, between Santa Cruz City Schools (the "Owner") and **BRANNON CORPORTATION** (the "Contractor"), each a "Party" and together, the "Parties" to this Agreement.

The Contractor and the Owner agree as follows:

1. SCOPE OF WORK. The Contractor agrees to furnish all labor, equipment and materials, including tools, implements, and appliances required, and to perform all the Work in a good and workmanlike manner, free from any and all liens and claims from mechanics, material suppliers, subcontractors, artisans, machinists, teamsters, freight carriers, and laborers required for:

Site work for New Modular Classroom Buildings at Branciforte Small Schools AFE Campus'
840 N Branciforte Ave, Santa Cruz, CA 95062

all in strict compliance with the plans, drawings and specifications therefore prepared by:

MADI Group, Inc. 303 Potrero Street, Suite 5, Santa Cruz, CA 95060

and other Contract Documents relating thereto.

2. CONTRACT DOCUMENTS. The Contractor and the Owner agree that all of the documents listed in Article 1.1.1 of the General Conditions form the Contract Documents which form the Contract.

3. TIME TO COMPLETE AND LIQUIDATED DAMAGES.

Time is of the essence in this Contract, and the time of Completion for the Work (the "Contract Time") shall be Fifty-Six (56) calendar days from (a) the date of commencement of the Work as established in the Owner's Notice to Proceed, or (b) if no date of commencement is established in a Notice to Proceed from Owner, the date of Contractor's actual commencement of the Work (including mobilization).

The Work for the **Site Work at Branciforte Small Schools AFE Campus** shall be completed within **Eighty-Nine** (89) calendar days. Commencing on **September 23, 2020** (including mobilization) and completed on **December 20, 2020** - Milestone Deadline.

Failure to Complete the Work within the Contract Time and in the manner provided for by the Contract Documents, or failure to complete any specified portion of the Work by a milestone deadline, shall subject the Contractor to liquidated damages. The actual occurrence of damages and the actual amount of the damages which the Owner would suffer if the Work were not completed within the Contract Time, or if any specified portion of the Work were not completed by a milestone deadline, are dependent upon many circumstances and conditions which could prevail in various combinations and, from the nature of the case, it is impracticable and extremely difficult to fix the actual damages. Damages which the Owner would suffer in the event of such delay include, but are not limited to, loss of the use of the Work, disruption of activities, costs of administration and supervision, third party claims, and the incalculable

inconvenience and loss suffered by the public.

Accordingly, the parties agree that the amount herein set forth shall be the amount of damages which the Owner shall directly incur upon failure of the Contractor to Complete the Work within the Contract Time or complete any specified portion of the Work by a milestone deadline: $500 for each calendar day.

In addition, Contractor shall be subject to liquidated damages, or actual damages if liquidated damages are not recoverable under law, for causing another contractor on the Project to fail to timely complete its work under its contract or for causing delayed *completion* of the Project. The actual occurrence of damages and the actual amount of the damages which the Owner would suffer if another contractor on the Project were to fail to timely complete its work under its contract or delay *completion* of the Project are dependent upon many circumstances and conditions which could prevail in various combinations and, from the nature of the case, it is impracticable and extremely difficult to fix the actual damages. Damages which the Owner would suffer in the event of such delay include, but are not limited to, loss of the use of the Work, loss of use of the other contractor's work, loss of use of the Project, disruption of activities, costs of administration and supervision, third party claims, the incalculable inconvenience and loss suffered by the public, and an Owner's inability to recover its delay damages from the contractors whose work was delayed by Contractor.

Accordingly, the parties agree that the amount herein set forth shall be the amount of damages which the Owner shall directly incur upon Contractor causing another contractor on the Project to fail to timely complete its work under its contract or causing delayed *completion* of the Project: $500 for each calendar day.

For Contractor's obligations regarding claims against Owner from other contractors on the Project alleging that Contractor caused delays to their work, see General Conditions sections 3.7.4, 3.16 and 6.2.3.

If liquidated damages accrue as described above, the Owner, in addition to all other remedies provided by law, shall have the right to assess the liquidated damages at any time, and to withhold liquidated damages (and any interest thereon) at any time from any and all retention or progress payments, which would otherwise be or become due the Contractor. In addition, if it is reasonably apparent to the Owner before liquidated damages begin to accrue that they will accrue, Owner may assess and withhold, from retention or progress payments, the estimated amount of liquidated damages that will accrue in the future. If the retained percentage or withheld progress payments are not sufficient to discharge all liabilities of the Contractor incurred under this Article, the Contractor and its sureties shall continue to remain liable to the Owner until all such liabilities are satisfied in full.

If Owner accepts any work or makes any payment under the Contract Documents after a default by reason of delays, the payment or payments shall in no respect constitute a waiver or modification of any provision in the Contract Documents regarding time of Completion, milestone deadlines, or liquidated damages.

4. PAYMENT. The Owner agrees to pay the Contractor in current funds *five hundred fifty-three thousand, seven hundred and sixty-three dollars (***$553,763.00**) for work satisfactorily performed after receipt of properly documented and submitted Applications for Payment and to make payments on account thereof, as provided in the General Conditions. Retention shall be withheld from progress payments as described in the Instructions to Bidders.
The above contract price does include Sixty thousand Dollars (**$60,000)** in Contingency allowance.

5. CHANGES. Changes in this Agreement or in the Work to be done under this Agreement shall be made as provided in the General Conditions.

6. TERMINATION. The Owner and Contractor may terminate the Contract as provided in the General Conditions.

7. PREVAILING WAGES. The Project is a public work, the Work shall be performed as a public work and pursuant to the provisions of Section 1770 et seq. of the Labor Code of the State of California, which are hereby incorporated by reference and made a part hereof, the Director of Industrial Relations has determined the general prevailing rate of per diem wages and the general prevailing rate for holiday and overtime work in the locality in which the Work is to be performed, for each craft, classification or type of worker needed to execute this Contract. Per diem wages shall be deemed to include employer payments for health and welfare, pension, vacation, apprenticeship or other training programs, and similar purposes. Copies of the rates are on file at the Owner's principal office. The rate of prevailing wage for any craft, classification or type of workmanship to be employed on this Project is the rate established by the applicable collective bargaining agreement which rate so provided is hereby adopted by reference and shall be effective for the life of this Agreement or until the Director of the Department of Industrial Relations determines that another rate be adopted. It shall be mandatory upon the Contractor and on any subcontractor to pay not less than the said specified rates to all workers employed in the execution of this Agreement.

The Contractor and any subcontractor under the Contractor as a penalty to the Owner shall forfeit not more than Two Hundred Dollars ($200.00) for each calendar day or portion thereof for each worker paid less than the stipulated prevailing rates for such work or craft in which such worker is employed. The difference between such stipulated prevailing wage rates and the amount paid to each worker for each calendar day or portion thereof for which each worker was paid less than the stipulated prevailing wage rate shall be paid to each worker by the Contractor.

The Contractor and each Subcontractor shall keep or cause to be kept an accurate record for Work on this Contract and Project showing the names, addresses, social security numbers, work classification, straight time and overtime hours worked and occupations of all laborers, workers and mechanics employed by them in connection with the performance of this Contract or any subcontract thereunder, and showing also the actual per diem wage paid to each of such workers, which records shall be open at all reasonable hours to inspection by the Owner, its officers and agents and to the representatives of the Division of Labor Law Enforcement of the State Department of Industrial Relations. Contractor and Subcontractor shall comply with Labor Code section 1776. The Contractor and each subcontractor shall furnish a certified copy of all payroll records directly to the Labor Commissioner.

Public works projects shall be subject to compliance monitoring and enforcement by the Department of Industrial Relations. A contractor or subcontractor shall not be qualified to submit a bid or to be listed in a bid proposal subject to the requirements of Public Contract Code section 4104 unless currently registered and qualified under Labor Code section 1725.5 to perform public work as defined by Division 2, Part 7, Chapter 1 (§§1720 et seq.) of the Labor Code. A contractor or subcontractor shall not be qualified to enter into, or engage in the performance of, any contract of public work (as defined by Division 2, Part 7, Chapter 1 (§§1720 et seq.) of the Labor Code) unless currently registered and qualified under Labor Code section 1725.5 to perform public work.

8. WORKING HOURS. In accordance with the provisions of Sections 1810 to 1815, inclusive, of the Labor Code of the State of California, which are hereby incorporated and made a part hereof, the time of service of any worker employed by the Contractor or a Subcontractor doing or contracting to do any part of the Work contemplated by this Agreement is limited and restricted to eight hours during any one calendar day and forty hours during any one calendar week, provided, that work may be performed by such employee in excess of said eight hours per day or forty hours per week provided that compensation for all hours worked in excess of eight hours per day, and forty hours per week, is paid at a rate not less than one and one-half (1½) times the basic rate of pay. The Contractor and every Subcontractor shall keep an accurate record showing the name of and the actual hours worked each calendar day and each calendar week by each worker employed by them in connection with the Work. The records shall be kept open at all reasonable hours to inspection by representatives of the Owner and the Division of Labor Law Enforcement. The Contractor shall as a penalty to the Owner forfeit Twenty-Five Dollars ($25.00) for each worker employed in the execution of this Agreement by the Contractor or by any subcontractor for each calendar day during which such worker is required or permitted to work more than eight hours in any one calendar day, and forty hours in any one calendar week, except as herein provided.

9. APPRENTICES. The Contractor agrees to comply with Chapter 1, Part 7, Division 2, Sections 1777.5 and 1777.6 of the California Labor Code, which are hereby incorporated and made a part hereof. These sections require that contractors and subcontractors employ apprentices in apprentice able occupations in a ratio of not less than one hour of apprentice's work for each five hours of work performed by a journeyman (unless an exemption is granted in accordance with Section 1777.5) and that contractors and subcontractors shall not discriminate among otherwise qualified employees as indentured apprentices on any public works solely on the ground of sex, race, religious creed, national origin, ancestry or color. Only apprentices as defined in Labor Code Section 3077, who are in training under apprenticeship standards and who have signed written apprentice agreements, will be employed on public works in apprentice able occupations. The responsibility for compliance with these provisions is fixed with the Contractor for all apprentice able occupations.

10. DSA OVERSIGHT PROCESS. The Contractor must comply with the applicable requirements of the Division of State Architect ("DSA") Construction Oversight Process ("DSA Oversight Process"), including but not limited to (a) notifying the Owner's Inspector of Record/Project Inspector ("IOR") upon commencement and completion of each aspect of the Work as required under DSA Form 156; (b) coordinating the Work with the IOR's inspection duties and requirements; (c) submitting verified reports under DSA Form 6-C; and (d) coordinating with the Owner, Owner's Architect, any Construction Manager, any laboratories, and the IOR to meet the DSA Oversight Process requirements without delay or added costs to the Work or Project.

Contractor shall be responsible for any additional DSA fees related to review of proposed changes to the DSA-approved construction documents, to the extent the proposed changes were caused by Contractor's wrongful act or omissions. If inspected Work is found to be in non-compliance with the DSA-approved construction documents or the DSA-approved testing and inspection program, then it must be removed and corrected. Any construction that covers unapproved or uninspected Work is subject to removal and correction, at Contractor's expense, in order to permit inspection and approval of the covered work in accordance with the DSA Oversight Process.

11. INDEMNIFICATION AND INSURANCE. The Contractor will defend, indemnify and hold harmless the Owner, its governing board, officers, agents, trustees, employees and others as provided in the General Conditions.

By this statement the Contractor represents that it has secured the payment of Workers' Compensation in compliance with the provisions of the Labor Code of the State of California and during the performance of the work contemplated herein will continue so to comply with said provisions of said Code. The Contractor shall supply the Owner with certificates of insurance evidencing that Workers' Compensation Insurance is in effect and providing that the Owner will receive thirty (30) days' notice of cancellation.

Contractor shall provide the insurance set forth in the General Conditions. The amount of general liability insurance shall be $1,000,000 per occurrence for bodily injury, personal injury and property damage and the amount of automobile liability insurance shall be $1,000,000 per accident for bodily injury and property damage combined single limit.

12. ENTIRE AGREEMENT. The Contract constitutes the entire agreement between the parties relating to the Work, and supersedes any prior or contemporaneous agreement between the parties, oral or written, including the Owner's award of the Contract to Contractor, unless such agreement is expressly incorporated herein. The Owner makes no representations or warranties, express or implied, not specified in the Contract. The Contract is intended as the complete and exclusive statement of the parties' agreement pursuant to California Code of Civil Procedure section 1856.

13. EXECUTION OF OTHER DOCUMENTS. The parties to this Agreement shall cooperate fully in the execution of any and all other documents and in the completion of any additional actions that may be necessary or appropriate to give full force and effect to the terms and intent of the Contract.

14. EXECUTION IN COUNTERPARTS. This Agreement may be executed in counterparts such that the signatures may appear on separate signature pages. A copy, or an original, with all signatures appended together, shall be deemed a fully executed Agreement.

15. BINDING EFFECT. Contractor, by execution of this Agreement, acknowledges that Contractor has read this Agreement and the other Contract Documents, understands them, and agrees to be bound by their terms and conditions. The Contract shall inure to the benefit of and shall be binding upon the Contractor and the Owner and their respective successors and assigns.

16. SEVERABILITY; GOVERNING LAW; CHOICE OF FORUM. If any provision of the Contract shall be held invalid or unenforceable by a court of competent jurisdiction, such holding shall not invalidate or render unenforceable any other provision hereof. The Contract shall be governed by the laws of the State of California. Any action or proceeding seeking any relief under or with respect to this Agreement shall be brought solely in the Superior Court of the State of California for the County of Santa Cruz, subject to transfer of venue under applicable State law, provided that nothing in this Agreement shall constitute a waiver of immunity to suit by Owner.

17. AMENDMENTS. The terms of the Contract shall not be waived, altered, modified, supplemented or amended in any manner whatsoever except by written agreement, which includes a change order signed by the parties and approved or ratified by the Governing Board.

18. ASSIGNMENT OF CONTRACT. The Contractor shall not assign or transfer by operation of law or otherwise any or all of its rights, burdens, duties or obligations without the prior written consent of the surety on the payment bond, the surety on the performance bond and the Owner.

19. WRITTEN NOTICE. Written notice shall be deemed to have been duly served if delivered in person to the individual or member of the firm or to an officer of the corporation for whom it was intended, or if delivered at or sent by registered or certified or overnight mail to the last business address known to the person who gives the notice.

Brannon Corporation **(***contractor***)**

_____

Paul Brannon (*Name*)

Vice President (*Title*)

_____

_____ (*Name*)

_____ (*Title*)

Santa Cruz City Schools

_____

_____ (*Name*)

_____ (*Title*)

944127

CONTRACTOR'S LICENSE NO.

03/31/2022

LICENSE EXPIRATION DATE

NOTE: Contractor must give the full business address of the Contractor and sign with Contractor's usual signature. Partnerships must furnish the full name of all partners and the Agreement must be signed in the partnership name by a general partner with authority to bind the partnership in such matters, followed by the signature and designation of the person signing. The name of the person signing shall also be typed or printed below the signature. Corporations must sign with the legal name of the corporation, followed by the name of the state of incorporation and by the signature and designation of the chairman of the board, president or any vice president, and then followed by a second signature by the secretary, assistant secretary, the chief financial officer or assistant treasurer. All persons signing must be authorized to bind the corporation in the matter. The name of each person signing shall also be typed or printed below the signature. Satisfactory evidence of the authority of the officer signing on behalf of a corporation shall be furnished.

SANTA CRUZ CITY SCHOOL DISTRICT

AGENDA ITEM: Leach Group Change Order #2 for Soquel High School Modernization Inspection Services

MEETING DATE: September 23, 2020

FROM: Jim Monreal, Assistant Superintendent, Business Services

THROUGH: Kris Munro, Superintendent

RECOMMENDATION:
Approve the Leach Group change order #2 for Soquel High School modernization inspection services.

BACKGROUND:
This change order is an extension of Division of State Architect required inspection services of the Soquel High School modernization through the month of October due to COVID related delays. The previously approved contract amount was $41,500.00 and the new total contract, including this change order, will be $65,500.00

FISCAL IMPACT:
Change Order #2 $24,000.00, (57.83% increase to the contract), Measure A Funds (Restricted)

This work is in direct support of the following District goals and their corresponding metrics:

Goal #2: SCCS will create positive, engaging school environments that promote the development of cognitive skills and the social emotional well-being of all students.
Goal #5: SCCS will maintain a balanced budget and efficient and effective management.
Goal #6: SCCS will maintain strong communication and partnership with its diverse community.

Prepared by Trevor Miller, Director, Facility Services

CHANGE ORDER FORM

Santa Cruz City Schools
133 Mission Street, Suite 100
Santa Cruz, CA 95060

CHANGE ORDER NO.:
2

CHANGE ORDER

Project: Soquel High School Modernization

The following parties agree to the terms of this Change Order:

Owner:
Santa Cruz City Schools
133 Mission St., Suite 100
Santa Cruz, Ca 95060

Contractor:
Leach Group, Inc.
5016 Monterey Street
Carmel, CA 93923

Reference	Description	Cost	Days Ext.
PCO # 2	Rate of 10 hours per week for the duration of April 21st thru October 2020	$ 24,000.00	0
	Original Contract Amount:	$ 17,500.00	
	Amount of Previously Approved Change Order(s):	$ 24,000.00	
	Amount of this Change Order:	$ 24,000.00	
	Contract Amount:	$ 65,500.00	

The undersigned Contractor approves the foregoing as to the changes, if any, and the Cost, if any, specified for each item and as to the extension of time allowed, if any, for completion of the entire work as stated therein, and agrees to furnish all labor, materials and services and perform all work necessary to complete any additional work specified for the consideration stated therein.

This change order is subject to approval by the governing board of this district and must be signed by the District.

The compensation and time, if any, granted herein represent a full accord and satisfaction for any and all time and cost impacts of the items herein, and Contractor waives any and all further compensation or time extension based on the items herein. The value of the extra work or changes expressly includes any and all of the Contractors costs and expenses, both direct and indirect, resulting from additional time required on the project or resulting from delay to the project. Any costs, expenses, damages or time extensions not included are deemed waived.

Signatures:

District:

Contractor:

04.03.20

[Name] Date [Name] B. LEACH Date

END OF DOCUMENT

Proposal

LEACH GROUP INC.

Brandon Leach
DSA # 4924

T 661-599-5393
leachgroup@me.com

Attention : **Santa Cruz City School District**
Date : **09/01/2020**
PROJECT TITLE: **Soquel HS Modernization 01-117816**
PROJECT DESCRIPTION: **Onsite Inspection x**
P.O. NUMBER: ***N/A***

Description	Cost
Hourly rate for a minimum of ten hours per week. Not to exceed twenty hours per week as directed.	$ 100.00
Rate at ten hours per week for duration of April 21, 2020 to end October 1, 2020	Total 2,400 hours
As requested by the District here is the extension proposal for DSA inspection services through the end of September.	
Total	**$ 24,000.00**

Term and conditions : These projections are based on the contractor performing per the approved schedule.

Proposed Not to Excede : $ 24,000.00

Brandon Leach , DSA#4924

SANTA CRUZ CITY SCHOOL DISTRICT

AGENDA ITEM: Monterey Bay Telecom, Inc. Estimate DeLaveaga Elementary School Cable Identification

MEETING DATE: September 23, 2020

FROM: Jim Monreal, Assistant Superintendent, Business Services

THROUGH: Kris Munro, Superintendent

RECOMMENDATION:
Approve the Monterey Bay Telecom, Inc. estimate for DeLaveaga Elementary School cable identification.

BACKGROUND:
This estimate consists of time and materials to test and make any necessary repairs to existing intercom cables feeding 41 classrooms. This request arose due to ongoing communication inconsistencies as part of the modernization of DeLaveaga Elementary School. This will ensure all systems are functioning.

FISCAL IMPACT:
$5,800.00, Measure B Funds (Restricted), representing 0.04% of the overall site budget
$14,188,861.00 is the total Bond Allocation to DeLaveaga Elementary School

This work is in direct support of the following District goals and their corresponding metrics:

Goal #2: SCCS will create positive, engaging school environments that promote the development of cognitive skills and the social emotional well-being of all students.
Goal #5: SCCS will maintain a balanced budget and efficient and effective management.
Goal #6: SCCS will maintain strong communication and partnership with its diverse community.

Prepared by Trevor Miller, Director, Facility Services

Monterey Bay Telecom, Inc.

495 Elder Street, Ste. C
Sand City, CA 93955
Tel: (831)899-2441
Fax: (831)899-2300

Estimate

Date	Estimate #
8/30/2020	SCcity82820

Name / Address
Santa Cruz City Schools 133 Mission St., Suite 100 Santa Cruz, CA 95060

Project

Description	Qty	Rate	Total
2-Man Rate This is a time and material estimate not to exceed 5 days times 2 men. Based at $145.00 an hour. This is to I.D. all cables feeding the 41 ea. classrooms that were fed into existing intercom system that is being removed from service. This covers I.D. only. Any repairs/replacement will be conducted on a time and material basis. This estimate is valid for 30 days.	40	145.00	5,800.00

This estimate is good for 30 days. Payment is one half down prior of ordering of parts or commencement of services and remainder paid upon completion of job.
THANK YOU for the business.

Subtotal	$5,800.00
Sales Tax (8.75%)	$0.00
Total	$5,800.00

SANTA CRUZ CITY SCHOOL DISTRICT

AGENDA ITEM: Santa Cruz Telephone Proposal for Branciforte Small Schools Alternative Family Education Phone Repairs

MEETING DATE: September 23, 2020

FROM: Jim Monreal, Assistant Superintendent, Business Services

THROUGH: Kris Munro, Superintendent

RECOMMENDATION:
Ratify the Santa Cruz Telephone proposal for Branciforte Small Schools Alternative Family Education phone repairs.

BACKGROUND:
This proposal consisted of running new cabling and moving extension and fax lines from the old trailers into the temporary housing portables during construction of the new Alternative Family Education campus. This work was done in response to a request from staff.

FISCAL IMPACT:
$1,201.94, Measure B Funds (Restricted), representing 0.01% of the overall site budget
$8,759,099.00 is the total Bond Allocation to Branciforte Small Schools

This work is in direct support of the following District goals and their corresponding metrics:

Goal #2: SCCS will create positive, engaging school environments that promote the development of cognitive skills and the social emotional well-being of all students.
Goal #5: SCCS will maintain a balanced budget and efficient and effective management.
Goal #6: SCCS will maintain strong communication and partnership with its diverse community.

Prepared by Trevor Miller, Director, Facility Services

Santa Cruz Telephone

Proposal

3283 Axford Rd.
Santa Cruz, CA 95062
Ca. State License #854546
831-476-7114

DATE
8/14/2020

BILL TO	SHIP TO
Santa Cruz City Schools 133 Mission St, Suite 100 Santa Cruz, CA 95060	Branciforte Small Schools AFE

P.O. NO.	TERMS	PROJECT	Project Start Date
Chris Garcia Request	Net 15		08/1102020

DESCRIPTION	QTY	RATE	AMOUNT
2-man service/labor: Move extensions and fax line from old AFE trailers into new portables and older portables on main campus. Run new phone cabling (adapt recently added data line in ceiling of Music Room and configure for voice) to office in that building. Configure wiring from AT&T MPOE for fax line in portable 26. Extend phone and fax circuits to other side of portable 26 from wiring access point. Trace extensions through to Main Building MDF and re-route back out via new feed to server room in new building. Trace wiring from Portables 26 and 27 through outside wiring cans to MDF in main bldg.	8	140.00	1,120.00
Miscellaneous Parts/ Accessories	1	75.00	75.00T
Sales Tax		9.25%	6.94

Total $1,201.94

Any work requested which is not detailed on this quote will be billed accordingly.

SANTA CRUZ CITY SCHOOL DISTRICT

AGENDA ITEM: Reopening Plan Update

MEETING DATE: September 23, 2020

FROM: Kris Munro, Superintendent

RECOMMENDATION:
Accept the update on the Reopening Plan.

BACKGROUND:
Staff are continuing to work with new guidance from the State to plan supports for students during distance learning.

This update will include information on:

Current COVID health data
Santa Cruz County is now designated at Tier 2 Substantial Risk. This tier allows schools to reopen if they choose to do so. Some private schools will be reopening beginning September 21st. The Board made a decision to remain in distance learning until January based on the recommendation of the Reopening Advisory Committee, with the intent to avoid disruption that will be created by being forced to open and close as new virus surges occur through the fall and winter. Slides will be updated to reflect the most current COVID data on the day of the Board meeting.

Update on contact tracing
School nurses will support human resources with contact tracing for our employees and students. The nurses will work in collaboration with the County Office of Education County Health Liaison and Santa Cruz County Health.

Preparation for small cohorts
The Educational Services Team has prepared a timeline and action plan for implementing small cohorts to serve our highest needs students. California Department of Health Guidance outlines the student groups that should be prioritized for this type of support, including students with disabilities, English learners, students at higher risk of further learning loss or not participating in distance learning, students at risk of abuse or neglect, foster youth and students experiencing homelessness.

The intent is to provide these services outdoors as much as possible, and staff is collaborating with the County Office of Education's Outdoor School leadership to design learning spaces on our campuses. We are also working with the County Office of Education to finalize plans and protocols for regular COVID testing of all staff. Our school nurses will be on a rotation to help staff the North County testing center.

The action plan to implement small cohorts includes:

- Establishing clear criteria for identifying students in need of this Tier 3 intervention
- Identifying and training staff who will participate
- Providing training for participation students and families
- Identifying and setting up outdoor learning centers on each campus

The district is preparing to implement our first cohorts in early October.

Safety training materials

Student Services is collaborating with the Special Education team to develop training materials for all of the district's COVID health and safety protocols.

Preparation for a 100% distance learning option

In response to more than 1,000 families requesting a 100% distance learning option for their children for the full school year, and their desire to remain in their home schools, staff prepared a proposal to live stream classrooms for those students. This proposal was met with concern from both the Board and our teaching team, so with Board direction on July 29th, staff began to explore options for addressing the need for 100% distance learning opportunities in collaboration with our teaching team.

On August 5th, Elementary and Secondary Directors of Curriculum and Instruction held meetings with our Elementary & Secondary School Reopening Instructional Committees and invited any other interested teachers to generate new ideas and provide input on 100% distance learning options. 113 teachers participated in these meetings.

As some teachers were uncomfortable with live streaming for all classrooms, new ideas were generated about having some teachers continue distance learning in the current format and teachers who were comfortable would live stream their classrooms.

Staff have continued a regular dialogue with GSCFT leadership and we agreed to pause our planning with the Reopening Instructional Committee to allow teachers to begin distance learning. In the meantime, the Curriculum and Instruction staff have been conducting an assessment of elementary class composition to see how many students in each grade level, classroom and school have requested the 100% online option and an assessment of secondary master schedules to determine what changes will need to be made to accommodate the needs of all students.

The Curriculum and Instruction team is planning to send out a staff survey to assess preferences about distance learning sections/classrooms and/or live streaming. This will help in identifying the technology needed to support teachers who will be providing 100% distance learning. In elementary, we are looking at class changes that will need to be made and assessing how many teachers will be needed to provide distance learning classrooms. It is likely that these will be newly formed combination classes to accommodate the families requesting distance learning.

In November, we will be confirming families' choices for distance and hybrid learning and will

work with Principals to create new classes for elementary and new master schedules in secondary. Families will be notified about schedule changes prior to the start of the second semester as schools prepare to open in hybrid instruction if it is safe to do so.

Preparation for hybrid instruction
The Educational Services Team is also preparing to implement our Reopening Plan with medium restrictions and safety protocols. Their planning includes health and safety training for students, staff and families; additional training for blended, hybrid teaching and learning; remaking elementary classes and secondary master schedules to accommodate both hybrid instruction and the 100% distance learning option; finalizing preparation of facilities for social distancing; and finalizing and refining plans for food services and transportation.

Staff will utilize learning from the implementation of our small cohorts and from other districts to refine our Reopening Plan. We will convene our Reopening Advisory Committee to review recommended changes and bring our revised plans to the Board in December for final review and approval as we prepare to reopen the second semester.

Preparation for planned power outages
Staff has been collaborating with GSCFT leadership to make plans for anticipated planned power outages by PG&E this fall. We agreed to solicit the support of retired teachers to prepare lessons in English Language Arts, Social Studies and Mathematics that are not dependent on technology.

Retired teachers are currently working on plans that we hope to have available by the end of this month. These lessons will be available for families either to pick up in hard copy or to print at home ahead of a power outage.

As of 9/17/20, we have been notified that there may be a planned outage due to a potential wind event on 9/26 and 9/27. For every power outage, we will apply for a J-13 waiver with the state as synchronous instruction will not be possible.

FISCAL IMPACT:
To be determined as plans for various instructional models are finalized

This work is in direct support of the following district goals and its corresponding metrics:

Goal #1: All SCCS students will be prepared to successfully access post-secondary college and career opportunities.
Goal #2: SCCS will create positive, engaging school environments that promote the development of cognitive skills and the social emotional well-being of all students.
Goal #3: We will eliminate the achievement gap the currently exists between demographic groups within the SCCS student community.
Goal #4: We will develop a highly collaborative, professional culture focused on supporting effective teaching.

Goal #6: SCCS will maintain strong communication and partnerships with its diverse community.

SCCS Reopening Schools Update

September 23, 2020

Tonight’s Update

- County COVID Data
- Update on Contact Tracing
- Preparation for Small Cohorts
- Safety Training Materials
- Preparation for 100% Distance Learning Option
- Preparation for Hybrid Instruction
- Preparation for planned power outages

New State Monitoring System

- Rate of new cases and test positivity rate determine tiered placement
  - Santa Cruz County - 6.8 new cases per 100,000 residents
  - Santa Cruz County - 3.9% positivity rate
  - Santa Cruz County placed on Tier 2 - “Substantial” Risk
- Counties must remain in a tier for at least 3 weeks before moving forward
- To move forward, county must meet next tier’s criteria for two consecutive weeks
- If county metrics worsen for two consecutive weeks, county moves to a more restrictive tier

County risk level	New cases	Positive tests
WIDESPREAD Many non-essential indoor business operations are closed	More than 7 daily new cases (per 100k)	More than 8% Positive tests
SUBSTANTIAL Some non-essential indoor business operations are closed	4 - 7 daily new cases (per 100k)	5 - 8% Positive tests
MODERATE Some indoor business operations are open with modifications	1 - 3.9 daily new cases (per 100k)	2 - 4.9% Positive tests
MINIMAL Most indoor business operations are open with modifications	Less than 1 daily new cases (per 100k)	Less than 2% Positive tests

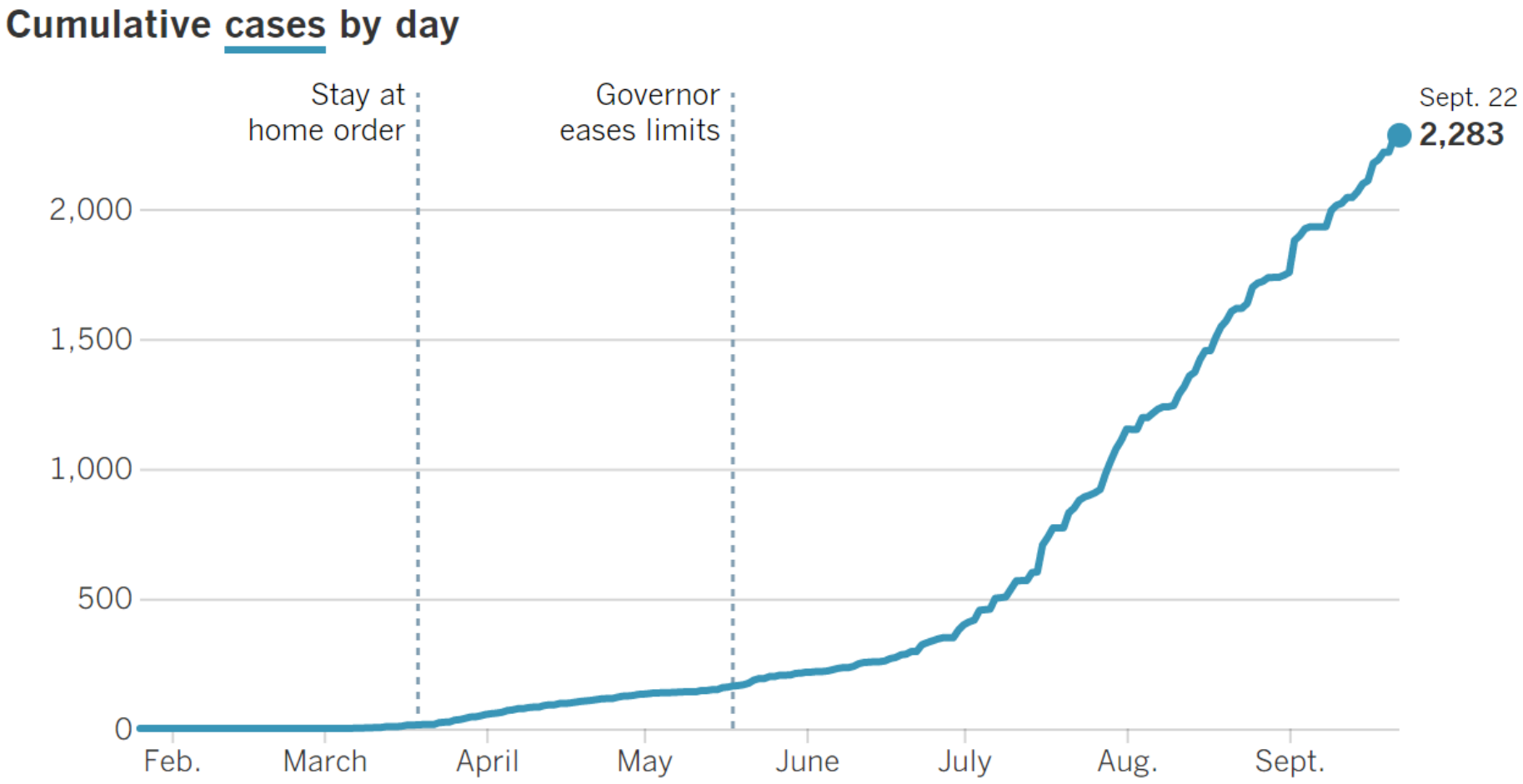
Cumulative cases by day
Stay at home order
Governor eases limits
Sept. 22
2,283
2,000
1,500
1,000
500
0
Feb.
March
April
May
June
July
Aug.
Sept.

Contact Tracing

- School Nurses will support HR with contact tracing for any COVID cases involving staff or students
- Our protocol will include collaboration with contact tracers at County Health

Preparation for Small Cohorts

Timeline and action steps have been determined:

- Identification and enrollment of students
- Communication and expectations
- Training for Classified staff
- Safety measures
- Transportation
- COVID testing

Preparation for Small Cohorts

Process and protocol for identifying small cohorts

- SDC
- ELD Newcomer
- RSP
- Students displaced/not engaged/in need of social emotional support

Rollout of cohorts will begin in early October beginning with SDC

Safety Training Materials

- Special Education has developed training videos for one-on-one assessments
- Special Ed videos will be used as a template by the Student Services team to develop student & staff safety training materials for both Small Cohort & Hybrid in-person instruction

100% Distance Learning Option Requests

Grade Span	Percent of Families that responded (6,220 total count)	Distance Learning @ current school all year
Elementary	74% (1,302)	30% (392)
Middle School	76% (792)	25% (200)
High School	71% (2,196)	23% (513)
Small Schools	57% (226)	29% (65)
Total	73% (4,516)	26% (1,170)

Timeline for 100% Distance Learning Planning

- July 29 - Viewsonic Proposal - live streaming option brought to Board
- August 5 - School Reopening Instructional Committee + any interested teachers (113 teachers) - meeting for input on 100% distance learning option
- Some teachers uncomfortable with live streaming for all classrooms
- Continued dialogue with GSCFT & pause in planning to allow teachers to begin distance learning
- Secondary master schedule assessment for hybrid and 100% distance learning
- Elementary class list assessment for hybrid and 100% distance learning

Timeline for 100% Distance Learning Planning

Next Steps:

- Send out staff preference survey - asking about distance learning sections/classrooms and/or live streaming
- Identify technology needs based on survey
- Train teachers who want to live stream their courses on how to use this technology
- Work with site leaders to create new master schedules
- Notify students of schedule changes prior to second semester

Preparation for Hybrid Instruction

Timeline and Action Steps have been determined:

- Confirmation of program commitment and parent communication
- Continuous outreach and updates leading up to January reopening
- Health and safety training for staff, students and families
- Additional training for blended, hybrid teaching and learning
- Remaking elementary classes and secondary master schedules
- Readiness of facilities for social distancing
- Food Services
- Transportation
- COVID testing

An updated hybrid reopening plan will be presented to the Board in December

Preparation for Planned Power Outages

- PG&E planned power outages likely will impact distance learning
- Retired teachers are developing 6 days worth of lessons for ELA/Social Studies and Mathematics
- Materials will be able to either pick up in packets or to print ahead of planned power outage days

Questions

SANTA CRUZ CITY SCHOOL DISTRICT

AGENDA ITEM: Inter-District Transfer Report

MEETING DATE: September 23, 2020

FROM: Dorothy Coito, Assistant Superintendent of Educational Services

THROUGH: Kris Munro, Superintendent

BACKGROUND:
In accordance with an agreement between the Governing Board and the board of another district, a permit authorizing attendance of a student outside his/her district of residence may be issued upon approval of both the district of residence and the district of proposed attendance. Specific application guidelines for approval/denial of inter-district transfers are monitored directly through the office of Director of Student Services.

Applications for Open Enrollment (Intra-District Transfers) are also processed through the Student Services Department, with similar guidelines and protocols.

Inter-district Transfers and instances of Open Enrollment have a direct impact on TK-12 enrollment at each site, and are monitored carefully by the Student Services Department. Beginning in Spring 2020, Santa Cruz City Schools met with all families requesting new Inter-District Transfers who did not meet Education Code criteria for transfer. Additionally, phone interviews were conducted with all families renewing Inter-District applications. The purpose of these interviews was to identify rationale trends of Santa Cruz City Schools families exiting, and to allow Santa Cruz City Schools staff to speak to programs and opportunities available within Santa Cruz City Schools.

FISCAL IMPACT:
The elementary revenue formula is driven by the tax base and the secondary revenue formula is determined by average daily attendance rates. Enrollment directly determines secondary revenue. Both elementary and secondary expenditures for staffing and programs are also impacted by enrollment.

This work is in direct support of the following District goals and their corresponding metrics:

Goal #2: SCCS will create positive, engaging school environments that promote the development of cognitive skills and the social emotional well-being of all students.
Goal #5: SCCS will maintain a balanced budget and efficient and effective management.
Goal #6: SCCS will maintain strong communication and partnership with its diverse community.

Prepared by Gail Atlansky, Director of Student Services

AGENDA ITEM: 8.5.2.1.

Open Enrollment
&
Interdistrict Transfer Update

Board Meeting

September 23, 2020

Definitions

Open Enrollment (OE)

- Transfer of students between schools within our district
- Students are approved based on program and space

Interdistrict Transfers (IDT)

- Transfer of students between different districts
- Students are approved based on program and space

Open Enrollment Policy
BP 5116.1

- Parents/guardians of any student who resides within district boundaries may apply to enroll their child in any district school regardless of the location of the residence within the district

- No student currently residing within a school's attendance area shall be displaced by another student transferring from outside the attendance area

Elementary Open Enrollment

20-21			19-20			18-19			17-18		
From	To		From	To		From	To		From	To	
BV	DL	10	BV	DL	2	BV	DL	2	BV	DL	7
	Gault	2		Gault	2		Gault	1		Gault	4
	WL	8		WL	0		WL	8		WL	5
Total Out / Total In		20/18			4 / 8			11 / 15			16 / 24
DL	BV	1	DL	BV	3	DL	BV	2	DL	BV	2
	Gault	5		Gault	11		Gault	9		Gault	19
	WL	4		WL	1		WL	2		WL	3
Total Out / Total In		10 /21			15 / 11			13 / 14			24 / 20

Elementary Open Enrollment, cont.

20-21			19-20			18-19			17-18		
From	To		From	To		From	To		From	To	
Gault	BV	9	Gault	BV	1	Gault	BV	4	Gault	BV	8
	DL	8		DL	7		DL	8		DL	14
	WL	0		WL	0		WL	0		WL	5
Total Out / Total In		17 /8			8 / 13			12 / 13			27 / 28
WL	BV	8	WL	BV	4	WL	BV	9	WL	BV	14
	DL	3		DL	2		DL	4		DL	5
	Gault	1		Gault	0		Gault	3		Gault	5
Total Out / Total In		12 /12			6 / 1			16 / 10			24 / 13

Middle School Open Enrollment

20-21			19-20			18-19			17-18		
From	To	Students	From	To	Students	From	To	Students	From	To	Students
B40	MH	30	B40	MH	40	B40	MH	33	B40	MH	42
MH	B40	12	MH	B40	17	MH	B40	12	MH	B40	9

High School Open Enrollment

20-21			19-20			18-19			17-18			16-17			15-16		
From	To		From	To		From	To		From	To		From	To		From	To	
HHS	SCHS	61	HHS	SCHS	67	HHS	SCHS	97	HHS	SCHS	83	HHS	SCHS	66	HHS	SCHS	77
	SHS	11		SHS	12		SHS	29		SHS	25		SHS	24		SHS	23
Total Out		72			79			126			108			90			100
Total In		154			135			108			120			90			129
SCHS	HHS	10	SCHS	HHS	13	SCHS	HHS	12	SCHS	HHS	16	SCHS	HHS	13	SCHS	HHS	18
	SHS	1		SHS	2		SHS	1		SHS	2		SHS	4		SHS	1
Total Out		11			15			13			18			17			19
Total In		89			94			124			130			98			117
SHS	HHS	144	SHS	HHS	122	SHS	HHS	96	SHS	HHS	104	SHS	HHS	77	SHS	HHS	111
	SCHS	28		SCHS	27		SCHS	27		SCHS	47		SCHS	32		SCHS	40
Total Out		172			149			123			151			109			151
Total In		12			14			30			27			28			24

Open Enrollment Longitudinal Data Reflection

For Elementary, Middle School and High School: Some changes in numbers from year to year and for 2020-21, Harbor’s numbers increased due to their IB program

Allowable Reasons for Interdistrict Transfers BP 5117

(Based on Ca. Ed. Code)

- Student has been determined to be a victim of bullying
- Child care needs
- Mental/Physical Health needs as certified by appropriate personnel
- Sibling in receiving district
- Completion of current school year (after moving)
- Remain with graduating class in current year

Allowable Reasons for Interdistrict Transfers BP 5117

(Based on Ca. Ed. Code)

- Allow HS Senior to attend same school as Junior year (after moving)
- Written evidence of future residency
- Student will be living out of district for 1 year or less
- SARB/Court
- Program not offered in district of residence
- Change in environment for reasons of personal/social adjustment

Comprehensive Elementary Interdistrict Transfers into SCCS

Site	20-21	19-20	18-19	17-18	16-17	15-16
Bay View	9	10	0	4	7	4
DL	18	13	6	1	9	8
Gault	7	1	0	14	6	4
WL	7	8	2	4	6	6
Monarch	1					

Entering IDT Districts of Origin- Elementary

District	20-21	19-20	18-19
Bonny Doon	1	1	1
Live Oak	13	11	6
Pajaro Valley	3	4	5
San Lorenzo Valley	5	5	5
Soquel Union	14	8	12
Scotts Valley	4	3	2
North Monterey County	1	2	2
Happy Valley	0	1	1
Alisal	1		

Comprehensive Middle School IDTs (Entering)

Site	20-21	19-20	18-19	17-18	16-17	15-16
B40	25	32	21	19	6	8
MHMS	21	26	14	17	6	4

Comprehensive High School IDTs (Entering)

Site	20-21	19-20	18-19	17-18	16-17	15-16
Harbor High School	67	58	31	24	21	28
Santa Cruz High School	51	56	45	25	18	20
Soquel High School	157	137	111	75	68	59

Entering IDT Districts of Origin - All Secondary Middle & High

District	20-21	19-20	18-19
Live Oak	18	17	9
Pajaro Valley	230	205	158
San Lorenzo Valley	34	27	18
Soquel Union	26	23	4
Scotts Valley	31	33	16
Los Gatos Union	1	1	1
Aromas	0	0	1
Alameda County	0	1	0
Bonny Doon	0	2	0

Entering IDT Districts of Origin - All Secondary Middle & High Continued

District	20-21	19-20	18-19
Campbell Unified	1	1	1
Happy Valley	0	3	0
La Honda-Pescadero	3	2	2
North Monterey	2	4	1
Redwood Union	0	1	0
San Benito	2	2	0
Salinas UHSD	1	2	1
Milpitas Unified	2	0	0

Data Reflection - Entering IDTs

- Elementary: There has been a small but incremental increase since we changed our policy on Elementary IDTs
- Middle School: The number of entering IDTs has doubled over the last six years
- High School: There is a growing number of IDTs in our high schools with an increase of 168 IDTs over six years

Specific restrictions in limiting *Outgoing* IDT Requests

1. **Number of student transfers out has reached limit specified in EdCode 48307 (Based on no more than 3% ADA which is 58 students in Elementary and 132 students in Secondary)**

2. **Negative budget certification**

3. **Negative impact on court ordered/voluntary desegregation**

4. **Racial and ethnic balance of the district (Ca. Constitution Art 1: Sec 31)**

KEY: Family Reported Reasons for Outgoing IDTs

Childcare: Logistics to accommodate before/after school care.

Program Preference: Programs that may or may not be offered in SCCS, but were *preferred.*

Safety: Request made due to physical/emotional well being (not necessarily from appropriate staff)

Graduating Class: to remain with peers in current school setting (5th/7th/12th)

Moved: Family moved to SCCS but wanted to remain with peers

KEY: Family Reported Reasons for Outgoing IDTs

Sibling: Sibling currently attends requested school

Employment In/Near: Allen Bill (Parent works in or near requested school)

SARB/COURT: Directives of SARB or other court process i.e. probation/foster youth plan

Bullying: Parent indicated specific bullying at school of residence

Convenience: Logistics/Carpool/Route to work

Outgoing IDTs

	20-21	19-20	18-19	17-18
Elementary	238	237	266	290
Secondary	266	291	224	258

TK - 5th Grade Family Reasons: 2020-21 and 2019-20

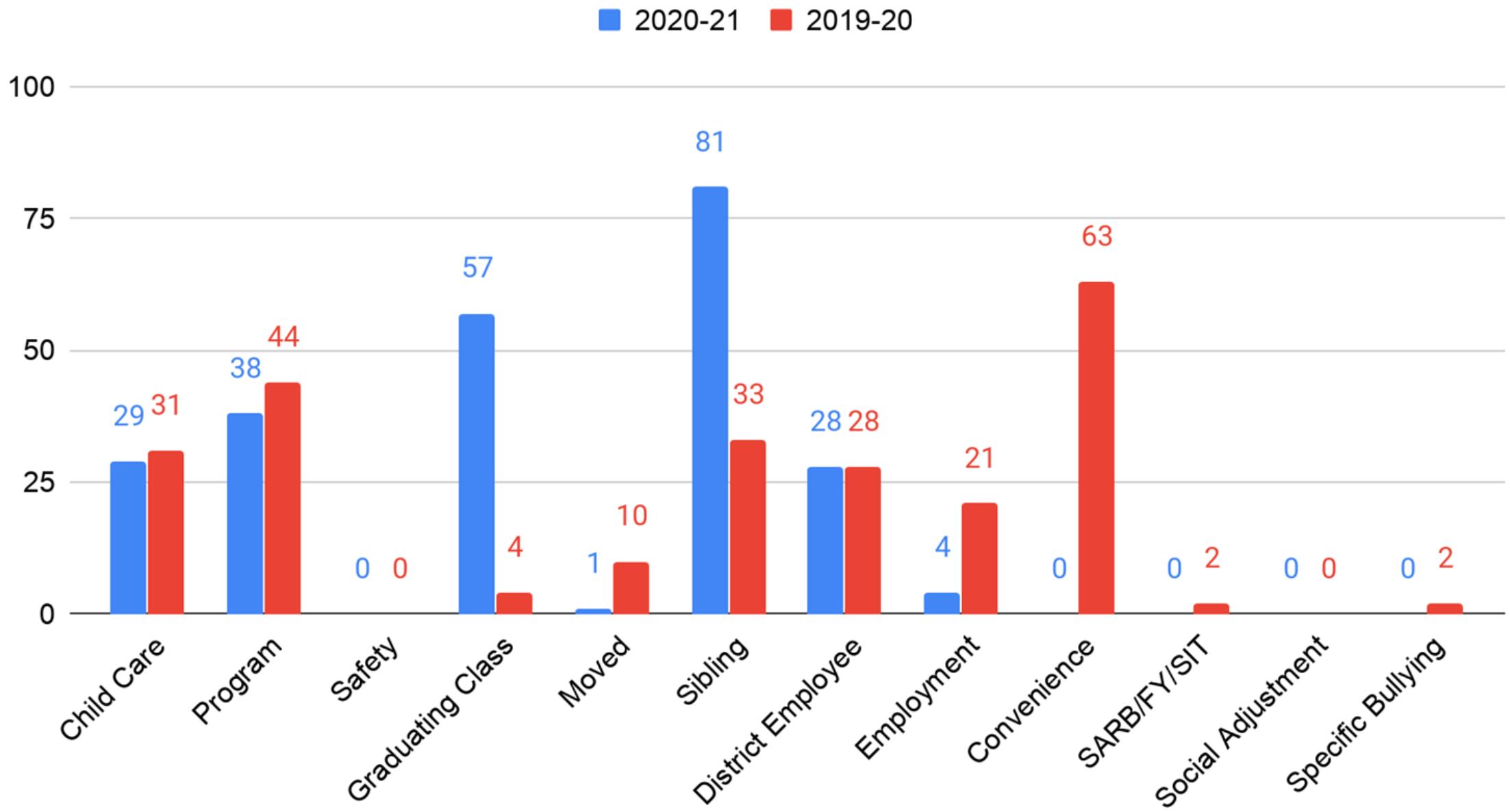

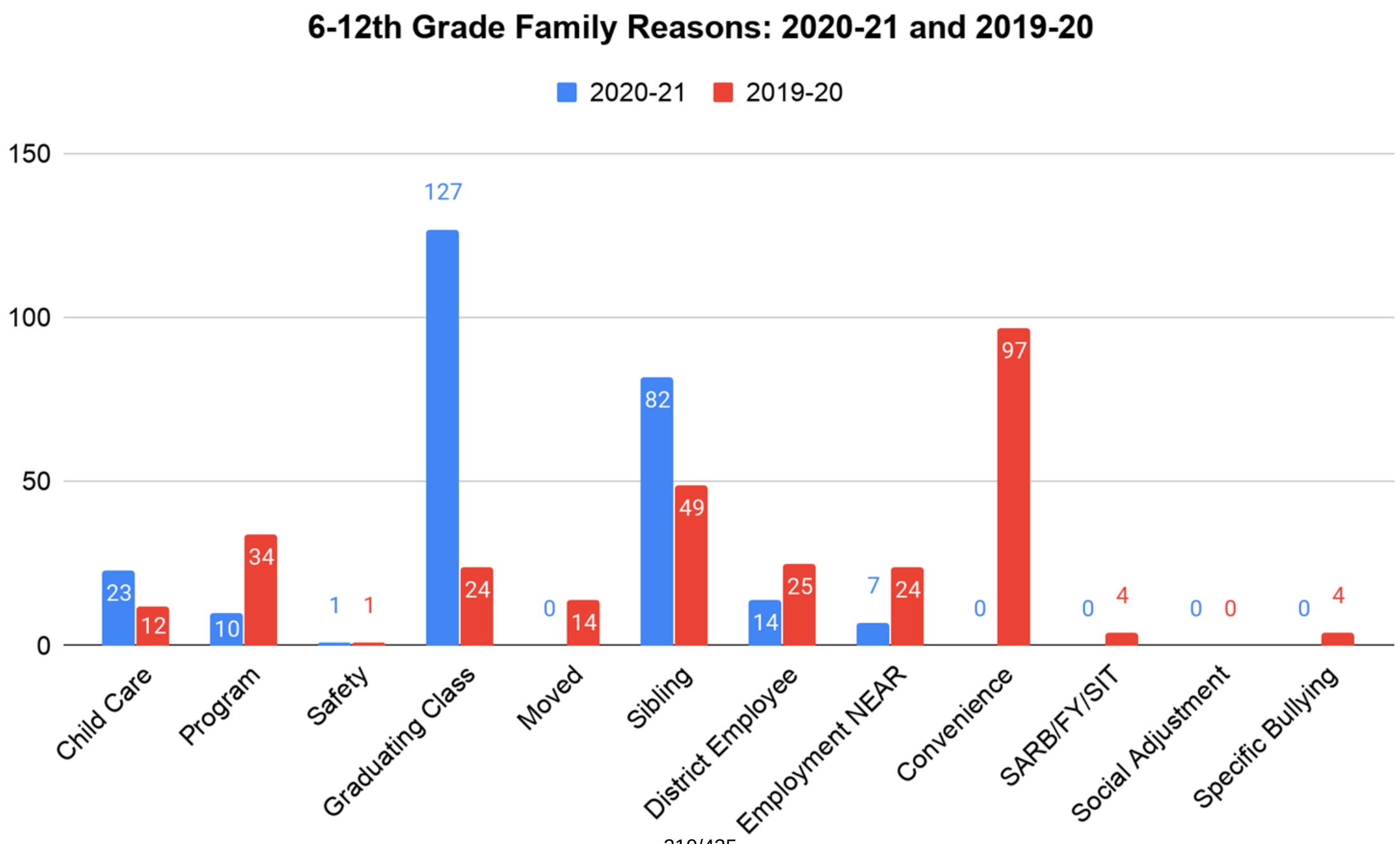
6-12th Grade Family Reasons: 2020-21 and 2019-20
2020-21
2019-20
150
100
50
0
23
12
10
34
1
1
127
24
0
14
82
49
14
25
7
24
0
97
0
4
0
0
0
4
Child Care
Program
Safety
Graduating Class
Moved
Sibling
District Employee
Employment NEAR
Convenience
SARB/FY/SIT
Social Adjustment
Specific Bullying

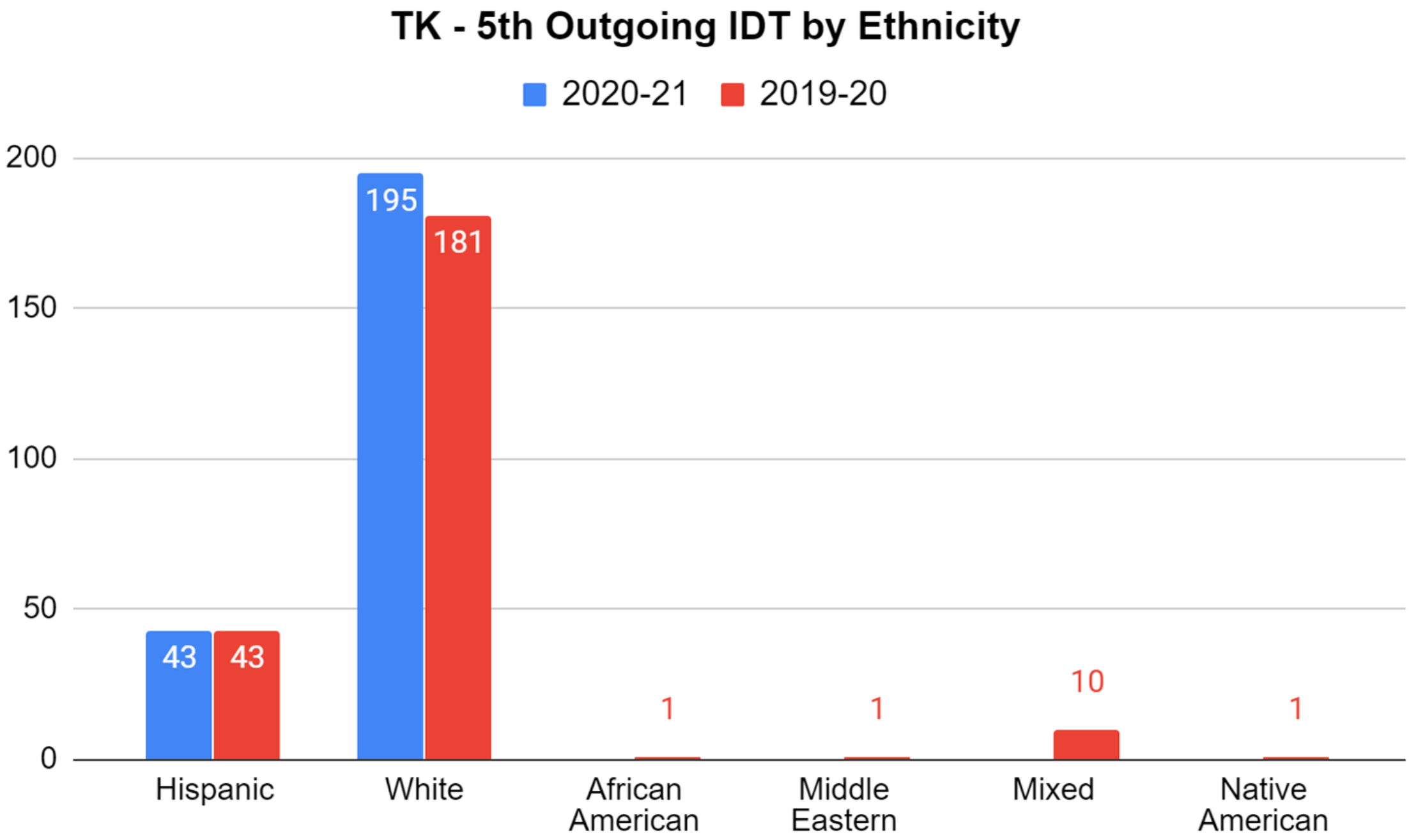
TK - 5th Outgoing IDT by Ethnicity
2020-21
2019-20
200
150
100
50
0
195
181
43
43
1
1
10
1
Hispanic
White
African American
Middle Eastern
Mixed
Native American

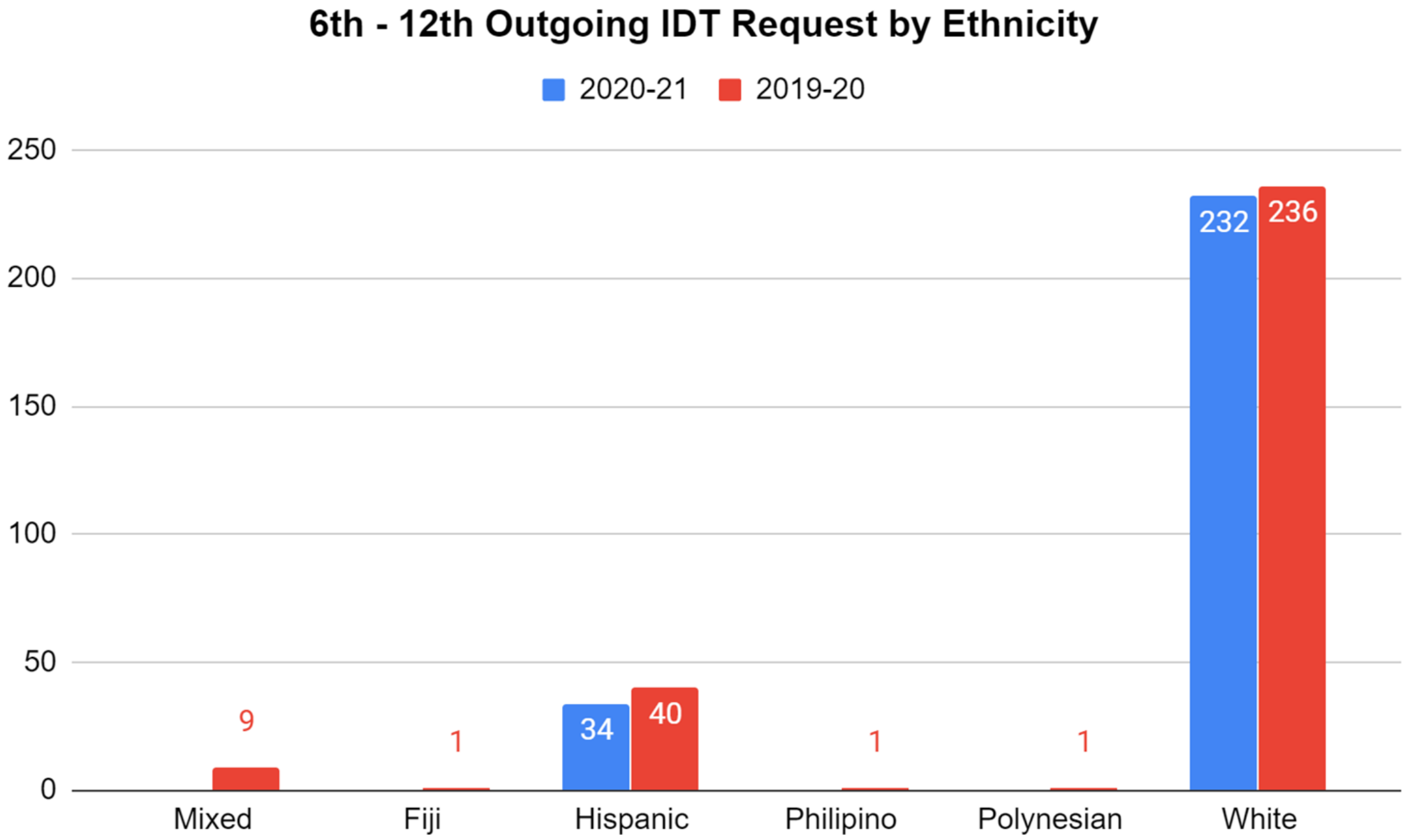
6th - 12th Outgoing IDT Request by Ethnicity
2020-21
2019-20
250
200
150
100
50
0
9
1
34
40
1
1
232
236
Mixed
Fiji
Hispanic
Philipino
Polynesian
White

Data Reflection: Outgoing IDT Trends

- Elementary outgoing IDTs declined over three years, but increased for 2020-21 due to families choosing programs at Pacific Elementary
- Secondary outgoing IDTs have fluctuated over four years, but decreased from 2019-20 to 2020-21
- Programs that are drawing students out of district:
  - Kindergarten Independent Study/Food lab program Pacific School
  - New Home School program Pacific School
- Greatest number of outgoing transfer requests is to remain with graduating class or remain with a sibling (last year the greatest number was convenience, which was is no longer permitted)

Questions

SANTA CRUZ CITY SCHOOL DISTRICT

AGENDA ITEM: Learning Continuity & Attendance Plan Approval

MEETING DATE: September 23, 2020

FROM: Dorothy Coito, Assistant Superintendent of Educational Services

THROUGH: Kris Munro, Superintendent

RECOMMENDATION:
Approve the Santa Cruz City Schools' Learning Continuity and Attendance Plan.

BACKGROUND:
Senate Bill 98, approved by Governor Newsom on June 29, 2020, made several key changes to accountability requirements for 2020-21. These include the establishment of a new requirement – The Learning Continuity and Attendance Plan – that must be adopted by September 30, 2020. This plan includes planned and past expenditures using Learning Loss Mitigation, CARES Act and COVID Funds.

On September 9, 2020, the Learning Continuity and Attendance Plan was presented to the Board Members for review, and a Public Hearing was held to allow public input prior to being submitted for adoption at this meeting.

The plan and budget were extensively informed through stakeholder input from parents, students and staff that was received between March and September, 2020. This input was cultivated through surveys, Thoughtexchanges, and committee meetings. The different committees, consisting of staff, parents and students, included School Site Councils, District English Language Advisory Committee, District Advisory Committee and the Superintendent's Reopening Advisory Committee. As the timelines for the funds run through June 2021 and September 2022, ongoing input will be collected to refine priorities as conditions may change throughout the pandemic.

Per the request of the Board, the district met with principals on September 11, 2020 to discuss site allocations delineated in the plan. Principals affirmed the allocations reflected stakeholder input and feel they have adequate discretionary funds to use at the school site.

This work is in direct support of the following District goals and their corresponding metrics:

Goal #1: All Santa Cruz City Schools students will be prepared to successfully access post-secondary college and career opportunities.

Goal #2: SCCS will create positive, engaging school environments that promote the development of cognitive skills and the social emotional well-being of all students.
Goal #3: We will eliminate the achievement gaps that currently exist between demographic groups within the SCCS student community.
Goal #4: We will develop a highly collaborative, professional culture focused on supporting effective teaching.
Goal #5: SCCS will maintain a balanced budget and efficient and effective management.
Goal #6: SCCS will maintain strong communication and partnerships with its diverse community.

FISCAL IMPACT:

Elementary Learning Loss Mitigation, CARES Act and COVID Funding	
Allocations to be spent by June 30, 2021	1,165,896
Allocations to be spent by September 30, 2022	400,831
Total	1,566,727

Secondary Learning Loss Mitigation, CARES Act and COVID Funding	
Allocations to be spent by June 30, 2021	2,344,818
Allocations to be spent by September 30, 2022	988,418
Total	3,333,236
Overall Total	4,899,963

Learning Continuity and Attendance Plan

September 23, 2020

Learning Continuity & Attendance Plan Background

Plan established through Senate Bill 98, approved by Governor Newsom on 6.29.20

Plan includes planned and past expenditures to address needs resulting from the pandemic using state Learning Loss Mitigation & federal CARES Act Funds

Plan memorializes the ongoing planning process for the 2020-21 school year, including some items that are pending and/or in development

Learning Loss Mitigation & Coronavirus Aid, Relief and Economic Security Act (CARES) Funding

- In response to the Novel Coronavirus Disease 2019 (COVID-19) the U.S. Congress passed the CARES Act to support expenses due to the pandemic

- The Learning Loss Mitigation Fund (LLMF) supports transitional Kindergarten through 12th grade pupil academic achievement and mitigate learning loss related to COVID-19 school closures

Stakeholder Input Process included

- Surveys
- ThoughtExchanges
- Virtual Meetings
  - District Advisory Committee
  - District English Learner Advisory Committee
  - Superintendent’s Reopening Advisory Committee
  - Principal and Leadership meetings (Principals brought input from their School Site Council meetings and staff input meetings)

Learning Loss Mitigation & CARES Act Budget

Elementary Learning Loss Mitigation, CARES and COVID Act Funding	
Allocations to be spent by June 30, 2021	1,165,896
Allocations to be spent by September 30, 2022	400,831
Total	1,566,727

Secondary Learning Loss Mitigation, CARES and COVID Act Funding	
Allocations to be spent by June 30, 2021	2,344,818
Allocations to be spent by September 30, 2022	988,418
Total	3,333,236

Questions

Learning Continuity and Attendance Plan Template (2020–21)

The instructions for completing the Learning Continuity and Attendance Plan is available at https://www.cde.ca.gov/re/lc/documents/lrngcntntyatndncpln-instructions.docx.

Local Educational Agency (LEA) Name	Contact Name and Title	Email and Phone
Santa Cruz City Schools	Kris Munro Superintendent	kmunro@sccs.net (831) 429-3410 ext 220

General Information

[A description of the impact the COVID-19 pandemic has had on the LEA and its community.]

On March 16, 2020, Santa Cruz City Schools officially closed as the county moved to shelter in place due to the COVID-19 pandemic. This resulted in approximately 6,500 students who could no longer attend school in person, and teachers abruptly pivoted and redesigned their instruction in a matter of days. SCCS completed the 19-20 school year in distance learning, and, due to being on the state monitoring list, opened the 20-21 school year online as well. School closures has had a great impact on our students, families, staff, and overall school community. In addition to concerns regarding academic progress, there is continued deep concern for the social emotional health of our students due to the continued isolation. School closures have resulted in increased unemployment, increased food insecurity, and increased homelessness and unstable living conditions throughout our county. This has also resulted in lower enrollment rates at some of our schools

(excluding the high schools) as families move out of the area because of diminished job opportunities or relocate temporarily. Additionally, enrollment in our alternative Small Schools programs has increased for Alternative Family Education and our Ark Online Program.

This is also a time to celebrate the resiliency of our school community, and the efforts to reach out and provide our students and families the support and services needed during this time. These efforts have included:

- Providing Chromebooks and hotspots to all students in need of them
- Continuing Food Service and seamless summer meals for our families
- The development of Family Support Networks
- Professional teacher learning on ZOOM, Google Classroom, Google Meet and other online platforms
- Professional teacher learning on synchronous and asynchronous instruction, organization of an online classroom and strategies for student engagement
- The redesign of our Information Technology website to be user friendly and accessible to many tools and resources
- Help desk ticketing system portal for families and staff support

Stakeholder Engagement

[A description of the efforts made to solicit stakeholder feedback.]

We began stakeholder engagement in the spring after eliciting feedback from families and students via a survey. Parent Leaders and English learner parent advisory meetings were held via ZOOM to allow the community to share the impact about of distance learning and make recommendations. Stakeholder engagement continued throughout the summer, including family meetings to review the plan for reopening schools. The district/school leadership and staff reviewed the data from stakeholder groups and included those recommendations and concerns in this plan. The District Advisory Committee and District English Learner Advisory Committees were scheduled to meet to review the plan 8/17 and 8/18, and then were rescheduled for 8/24 and 8/27 due to rolling blackouts and power outages. Unfortunately, many staff and families had to evacuate the week of 8/17 due to the CZU Lightning Complex fire. As such, these meetings were cancelled and a Google Input form was sent out to gather feedback to the plan. The Superintendent's Reopening Advisory Committee also met on 8/24, and a Google Form was also sent out to this group for plan feedback.

[A description of the options provided for remote participation in public meetings and public hearings.]

All public meetings and hearings were conducted via Zoom with notification sent out 72 hours in advance. We provided information about our meetings via our website and through the Blackboard messaging system which sent out calls, text messages, and emails. Translation of meeting notices and concurrent translation of meetings ensured access for all stakeholders (required for LEA's when 15% or more of their families speak a language other than English).

The following are the stakeholder meetings, surveys and Thoughtexchanges held or shared last spring and summer:

Meetings and Webinars:
Superintendent's Reopening Advisory Committee -- May 26, June 1, June 8, June 15, July 20, August 17, August 24
Reopening Instructional Planning Meetings -- June 19, June 23, August 5
Reopening Family Webinars -- July 20 (Elementary 3pm, Secondary 6pm)
Special Education Reopening Webinar -- July 30
Teacher Input meeting on Distance Learning -- August 5

Surveys and Thoughtexchanges:
SCCS Distance Learning Survey (families, students & staff) -- April 17
Return to school districtwide survey (All SCCS families) -- May 14
20-21 Student Return Survey (surveys sent to all families, divided by grade span) -- June 16
Intent to Return Survey (surveys sent to all families, divided by grade span) -- July 14
20-21 School Year Family Commitment Form -- July 31
Thoughtexchanges:
1. What are your hopes as we reopen schools, and what are the challenges that we should consider as we prepare to reopen? -- May 14
2. Given that Santa Cruz City Schools must follow State and County Health Guidelines, what are your thoughts about the attached draft reopening plan? -- June 23
3. How can Santa Cruz City Schools best support students' academic needs and social connections as we open with distance learning this fall? -- July 31

[A summary of the feedback provided by specific stakeholder groups.]

The majority of families surveyed indicated they would prefer to return to in-person learning if allowed to do so by state and county health guidelines. We have also provided an option for students to stay at their school of enrollment should the district pivot to in-person learning. Families also expressed the following needs:

- A daily schedule
- Synchronous instruction
- Live interaction
- Weekly agendas and/or communication
- Family learning to support students at home
- Concern regarding students falling behind and needing extra academic support

In a survey of certificated and classified staff, safety was a primary concern as well as access to training and support for reopening schools.

A further breakdown of input is here:

Distance Learning Schedules

- We need consistent daily schedules (DELAC)
- Families need to have classes both synchronous and asynchronous because of work schedules (Reopening Advisory)
- Schools should be flexible with class schedules and online learning times (Reopening Advisory)
- Outside instructional space options (Reopening Advisory)

Online Instruction

- Clear guidance from teacher(s) (Thoughtexchange) (Reopening Advisory)
- Open communication between families and teachers (Thoughtexchange) (Reopening Advisory)
- More resources for families to learn how to help students during distance learning (Thoughtexchange)
- Support for students who do not do well in large online meetings (Thoughtexchange) (Reopening Advisory)
- How will we make a robust learning environment for students? (Parent Leaders) (Reopening Advisory)

Social-Emotional Supports

- Student-to-student interaction and communication (Thoughtexchange)
- Student-to-teacher interaction and communication (Thoughtexchange) (Reopening Advisory)
- Emotional support for all students, teachers, and families (Thoughtexchange) (Reopening Advisory)
- Mental health supports for students (District Advisory)

Special Education Students

- Provide extra support for students with special needs, including those with IEPs (Thoughtexchange) (Reopening Advisory)
- IEP/504 plans need to be adjusted for distance learning (Parent Leaders) (Reopening Advisory)

Teacher Support and Professional Development

- Extra training for teachers (Thoughtexchange) (Reopening Advisory)
- Extra support from classified to assist students (Reopening Advisory)

Support for Families

- Working family members are concerned about childcare (Thoughtexchange)
- Provide extra support for students with chronic absenteeism (Reopening Advisory) (District Advisory)
- Protect high risk families (Thoughtexchange)
- Support for at risk student groups (District Advisory)

Hybrid Learning

- Families should be able to choose if they want to come to school part time or have 100% distance learning (Thoughtexchange)

Technology and Internet Needs

- Laptops for all students and WiFi for all families (Thoughtexchange) (Reopening Advisory)

Food Services

- Students need access to food (Thoughtexchange)

Student Enrichment

- Students still need access to band, music, art, and athletics (Parent Leaders)

Health and Safety

- Notify all families and staff at the school when COVID test results return positive (Thoughtexchange)
- All students and staff should wear masks (Thoughtexchange) (Reopening Advisory)
- There should be more hand washing and hand sanitizing stations (Thoughtexchange) (Reopening Advisory)
- Establish safe ventilation (Parent Leaders)
- Plan for contact tracing (Parent Leaders)
- Students need to remain socially distanced and schools need to plan to enforce (Parent Leaders) (Reopening Advisory)

[A description of the aspects of the Learning Continuity and Attendance Plan that were influenced by specific stakeholder input.]

Family input regarding Distance Learning: All input has been responded to in the district's Distance Learning Guidelines and Recommendations. For Fall 2020, guidelines for distance learning instruction includes daily live interactions with teachers as well as live, synchronous instruction. Additionally, teachers were provided Modern Teacher online instructional modules that focused on best practices for distance learning. An important aspect of this includes daily and weekly agendas or, to use the Modern Teacher lexicon, "playlists". Included in summer professional training was the development of online learning plans and Choice Boards. To address families supporting students at home, a Family Support Network was established and will have ongoing meetings throughout this year. Additionally, family orientations and district webinars took place in August, and ongoing family training on Google Classroom and supporting students at home are planned throughout the 20-21 school year.

Other actions that correspond directly to stakeholder input are detailed in both the district's Reopening Plan as well as the Family Guide to Distance Learning, including a detailed Social Emotional Support plan (including a protocol for students not engaged in distance learning), resources for families, and specific details regarding health protocols if we were to pivot to in-person, hybrid learning. Aligned district distance learning "bell" schedules have been implemented. Focused and strategic collaboration between our special education staff and families occur on a daily and weekly basis to ensure students are provided services to the extent practicable. Additionally, administration will be re-trained on 504 procedures with a special focus on adjustments needed for distance learning.

Currently, students have the same access to music, art and other elective courses online. Our Food Services continue to provide meals to our families. Chromebooks and hotspots have been given to all students who need them with a current order for more to replenish and update hardware as needed.

The district has also allowed for choice regarding in-person learning. Should the district pivot to in-person instruction, families may choose to remain in distance learning and with their current school of enrollment. We are actively working on this scenario to ensure the least disruption if this occurs.

Continuity of Learning

In-Person Instructional Offerings

[A description of the actions the LEA will take to offer classroom-based instruction whenever possible, particularly for students who have experienced significant learning loss due to school closures in the 2019–2020 school year or are at a greater risk of experiencing learning loss due to future school closures.]

At this time, all schools in Santa Cruz County may only offer distance learning. Using the moderate restriction model, our reopening plan provides detailed information about how our school/district will support student and staff health and safety, and how we will provide continuity of learning. Our learning plan includes the instructional schedule, a plan for assessing and addressing learning loss, delivering high quality instruction, and attending to the social-emotional well-being of our students and staff. Together with stakeholders, family representatives, student representatives, teachers, support staff, union leadership, principals and district leaders, we have developed a reopening plan that addresses different levels of restrictions that may be required to ensure student safety and student continuity of learning. You can read the Reopening Plan at this link:
http://sccs.net/UserFiles/Servers/Server_222705/File/News%20Page/Reopening%20Schools/SCCS%20School%20Reopening%20Plan.pdf

Actions Related to In-Person Instructional Offerings [additional rows and actions may be added as necessary]

Description	Total Funds	Contributing
Personal Protective and Safety Equipment to allow for teachers and staff to conduct future in-person, hybrid instruction, small cohort groupings, and one-on-one assessments for Special Education students. (Elementary 50,729.10 / Secondary 101,354.02)	152,083.12	No

Description	Total Funds	Contributing
Facilities Needs: Cleaning supplies and materials to adequately clean sites to allow for future in-person, hybrid instruction, small cohort groupings, and one-on-one assessments for Special Education students. Includes plexiglass and hand sanitation stations. Elementary 36,103.84 / Secondary 67,050)	103,153.84	No
Health Supplies: thermometers, gloves, masks, liquid soap, hand sanitizer, COVID-19 sprayers, towels to maintain cleanliness and hygiene to allow for future in-person, hybrid instruction, small cohort groupings, and one-on-one assessments for Special Education students. (Elementary 36,146.34 / Secondary 48,557.47)	84,703.81	No

Distance Learning Program

Continuity of Instruction

[A description of how the LEA will provide continuity of instruction during the school year to ensure pupils have access to a full curriculum of substantially similar quality regardless of the method of delivery, including the LEA's plan for curriculum and instructional resources that will ensure instructional continuity for pupils if a transition between in-person instruction and distance learning is necessary.]

Distance Learning will be standards-aligned and meet the needs of all students including those who qualify for special education, language learners, students in foster care, those experiencing homelessness, students with exceptional needs, and those requiring mental health support. We will continue the work we started last spring to provide connectivity and devices to all students who are participating in distance learning. Teachers and other certificated employees will connect with students daily through internet-based classrooms or phone communication. Interaction will ensure English Language Assessment, proficiency, and reclassification through designated and integrated English Language Development. The curriculum and instructional resources for distance learning classrooms may also be utilized in an in-person instructional model.

Access to Devices and Connectivity

[A description of how the LEA will ensure access to devices and connectivity for all pupils to support distance learning.]

Technology resources, including school devices and internet connectivity assurance, were provided to all students in need. Prioritization of Low-Income students was a key focus when reaching out to families to ensure they could participate fully in all aspects of distance learning programming.

School Community Coordinators, Site Counselors and Special Education staff did extensive outreach in March to determine which students were in need of device and internet assistance. We provided 2397 Chromebooks and 328 hotspots to low income families in need in March.

Those students were allowed to keep the devices throughout the summer to ensure students continued to have digital access if needed. Over the summer high school students were able to access credit recovery summer school. Elementary students participated in learning remediation through using Lexia (ELA) and Prodigy (math).

This August, we continued to provide Chromebooks and hotspots for families who were in need. To date we have distributed a total of 3422 Chromebooks and 523 hotspots. As part of our student engagement efforts, School Community Coordinators, School Counselors and Special Education staff continue to do outreach and home visits to ensure that students have access to devices and connectivity.

For low income students, we have:

- Provided families that qualify information on affordable local Internet Service Providers - Cruzio and Comcast
- Teamed up with Cruzio to provide a wireless mesh network in parking lots at three of our sites:
- Soquel High School (student parking lot)
- Branciforte Small Schools (main parking lot)
- Santa Cruz High School (Weeks Avenue - street parking)

Additionally, we have purchased a number of software programs to support distance learning for students and teachers. These programs include:

- Active Physics online portals
- Cengage CTE digital curriculum
- Edgenuity
- EquatIO
- ESGI
- Flipgrid
- Google Suite Upgrade
- Learning Ally
- Living by Chemistry online portals
- Lexia
- Pear Deck
- Ready Math & iReady

- Screencastify
- SeeSaw
- SORA
- Zoom

Pupil Participation and Progress

[A description of how the LEA will assess pupil progress through live contacts and synchronous instructional minutes, and a description of how the LEA will measure participation and time value of pupil work.]

Pupil participation and progress continue to be a high priority for the district. We will document daily participation and interaction in distance learning. We will measure the number or percentage of students participating in virtual learning sessions with teacher(s), either synchronously or asynchronously through sign on data, feedback data and surveying families, students and staff. Students who do not participate in distance learning will be marked absent for that day.

Participation in distance learning may include engagement in online activities, completion of regular assignments, completion of assessments, and contact between staff and pupils, families, or guardians. Instructional time shall be based on the time value of assignments as determined, and certified to, by an employee of the local educational agency who possesses a valid certification document. Distance learning instructional time shall be based on the time value of assignments as determined by teachers. It must be standard-aligned and meet the needs of all students including students who qualify for special education, language learners, students in foster care, those experiencing homelessness, students with exceptional needs, and those requiring mental health support.

District Attendance Guidelines were developed and shared with staff to support pupil participation. These attendance guidelines meet the requirements of Senate Bill 98, which includes taking and documenting daily attendance, regular communication with families regarding attendance and academic progress, and outreach from the school to determine pupil needs including connection with health and social services. All school sites have Site Attendance Teams to communicate, support, and provide interventions for students. Students who are absent receive daily personalized phone calls, text messages, and emails. This communication is documented daily. If students are absent for three consecutive days, the District Attendance team is notified and a home visit is conducted.

The Site Attendance Team is comprised of the following:

School Site Attendance Team
- Administrator
- Attendance Specialist
- Counselor
- Community Coordinator
- Campus Supervisor/yard duty
- Health Clerk
- RTI Coordinator

- Social Worker/Intern

District Attendance Team
- Director of Student Services
- Nurses
- Social Workers

Additionally, teachers are required to document the daily participation of every student for each school day during which distance learning is provided. This participation can be met through, among other things, completion of regular assignments and contact between the student and a district employee. This daily participation must then be included in the student's weekly engagement record, which will also document whether a student was engaged in synchronous or asynchronous distance learning for any part of a school day and track the student's assignments.

Distance Learning Professional Development

[A description of the professional development and resources that will be provided to staff to support the distance learning program, including technological support.]

Professional development will be targeted based on teacher need. Time and resources for educators to build, plan and teach in a hybrid learning or distance learning learning environment will be targeted based on teacher need. Professional development will be ongoing through digital learning tools, common formative assessments practices, and best practices to engage students and to support a deeper understanding of essential standards and learning.

In August of 2020, professional development modules (Modern Teacher) were offered to teachers that focused on best instructional practices in distance learning. The professional development modules that were implemented were:
- "Architect Virtual Synchronous and Asynchronous Learning"
- "Architect Effective Playlists and Learning Plans"
- "Architect an Online Classroom Space"

In addition, a professional development day was added to the teacher work calendar at the beginning of the school year. This day focused on:
- Setting district norms and expectations for distance learning instruction
- Growing teacher skills and knowledge in a set of specific education technology tools that are expected to be used during distance learning
- Teacher collaboration spent on determining priority standards, aligning course curriculum to priority standards, determining/creating formative assessments focused on priority standards

As the year continues, we will continue to offer a variety or synchronous and asynchronous trainings for teachers to participate in to continually increase their skill in delivering online and hybrid instruction.

Staff Roles and Responsibilities

[A description of the new roles and responsibilities of affected staff as a result of COVID-19.]

With the shift to distance learning also came a shift in the roles and responsibilities for staff working directly with students and those who support operations and facilities. Instructional aides have been assigned to provide additional, individual academic support for those students who are struggling with learning loss. Our counselors will coordinate a student wellness team to identify and provide support to students and their families who need social emotional support. Our attendance clerk and school community coordinator will be working with our instructional tech department to identify any families who need devices or hotspots. Some of our classified staff may be asked to support food services with distribution on site and in the community.

New roles and responsibilities as a result of COVID-19 are as follows:

100% Distance Learning:

Employees who cannot complete their normal assignment and/or work hours, may be assigned to other job duties such as food services, grounds, custodial work, student support, and office support, and other duties as assigned. Their rate of pay will remain at their regular rate of pay and not change to the position that they have been assigned. Appropriate instructions for a new assignment will be provided for employees being reassigned.

Employees are prepared and flexible to shift from positions given the different restriction levels and changes/modifications in jobs and duties.

For Secretaries (1-4), Attendance Techs, Community School Coordinators, and Registrars, these employees will provide back up to the Health Office if needed. Assistance could include the supervision of students showing symptoms in a designated COVID area/room. These employees will be given proper PPE.

Job Description Changes:

- All classified employees will support the sites as part of their job duties with any or all of the following:
- Taking temperatures
- Supervising hallways, bathrooms, and monitoring students during passing periods
- Playground supervision
- Help with lunch distribution
- Provide breaks to teachers
- Provide instructional/behavioral supports for students
- Wipe down surfaces
- Supervision and implementation of social distancing
- Student monitoring and support

- Help with classroom and office cleaning /sanitizing along with other duties as assigned.

Unit members will be provided with appropriate PPE for their jobs which could include masks, face shields, gloves, hand wipes or hand sanitizer that meets the CDC guidelines. Employees who are in contact with the public and work indoors will be provided with sneeze guards. The District shall maintain adequate supplies to avoid delays in replacing items that run out.

Job descriptions for the following positions were changed to include language for performing their jobs in a virtual learning environment. Employees attended a training on virtual learning tools via Zoom on August 12th:

- Behavior Technicians-PBIS
- Instructional Specialists-Life Lab
- Paraeducators
- Paraeducators-Academic Intervention
- Paraeducators-After School
- Playground/Recess Coaches

Supports for Pupils with Unique Needs

[A description of the additional supports the LEA will provide during distance learning to assist pupils with unique needs, including English learners, pupils with exceptional needs served across the full continuum of placements, pupils in foster care, and pupils who are experiencing homelessness.]

Our instructional planning for the 20-21 school year has these established outcomes in mind:

- A robust distance learning experience for students
- Equity of learning for all students with a focus on under-resourced students, English learners, students from non-dominant and/or culturally and linguistically diverse backgrounds, and students with disabilities
- The needs of families supporting students(s) in a home learning environment

The needs of English learners, Students with Disabilities, students in foster care and students experiencing homelessness are even more acute during this pandemic.

Special Education

All special education services are being provided during distance learning, with individual collaboration between each provider and family based on unique circumstances. Specialized equipment is being provided to service providers as needed (e.g., document cameras, ring lights and headsets). Online platforms and curricula are being explored and purchased to support distance learning for students with IEP-related needs.

Homeless and Foster Youth

Homeless and foster youth are case managed by Social Workers, School Community Coordinators, Counselors and School Administration. In addition to services and supports provided by our Student Services department, site staff has provided needed devices, hotspots, and instructional materials. Additionally, daily and weekly check-ins may include home visits if students are not regularly participating in distance learning.

English Learners

A District priority is the educational achievement of English learners. SCCS will continue to ensure the goal of English learners to achieve fluent English proficiency as rapidly and effectively as possible is attained.

Our English learners, like all our students, have had a disruption of their daily lives, have worries about their own families, and have experienced high stress situations.

These students will need additional support to re-balance and refocus on the task of learning and being productive in the school community. The goal remains for English learners to achieve the same rigorous grade-level academic standards that are expected of all students, within a reasonable period of time. To accomplish these goals, all English learners will receive a comprehensive program of designated and integrated English language development (ELD) instruction targeted to their proficiency level, as well as appropriate academic instruction in a language acquisition program.

The California English Learner Roadmap

The Educational Programs and Services for English Learners (EL Roadmap Policy) sets the direction for educating English learners in California. The EL Roadmap Policy provides four guiding principles to support and embrace our English learners:

A. Principle One: Assets-Oriented and Needs-Responsive Schools

B. Principle Two: Intellectual Quality of Instruction and Meaningful Access

C. Principle Three: System Conditions That Support Effectiveness

D. Principle Four: Alignment and Articulation Within and Across Systems

These principles will continue to guide SCCS in implementing instructional programs for English learners during distance learning and the transition to reopening schools. This includes ensuring support to English learners’ social–emotional well-being.

SCCS schools will continue to closely monitor English learners and students who were reclassified as fluent English proficient to evaluate whether students need additional services. Close monitoring is key to ensure that English learners have the opportunity to recover any academic losses incurred during school closures.

SCCS schools will continue to ensure meaningful communication with families of English learners in a language they can understand. Working with families and offering them the opportunity to be involved in their children's education is key to the students' success at all times, especially during distance learning and the transition to reopening. Community Coordinators are essential in this communication process and will reach out weekly to students who are not connecting with their teacher(s).

Professional learning opportunities and tools teachers can use focused on meeting the needs of English learners during distance learning and blended learning are part of the district Professional Learning Plan.

Actions related to the Distance Learning Program [additional rows and actions may be added as necessary]

Description	Total Funds	Contributing
Hotspots for students who need connectivity to participate in distance learning. (Elementary 32,147.08 / Secondary 45,330.48)	77,477.56	Yes
Student Chromebooks for students who need a device to participate in distance learning. (Elementary 425,130.40 / Secondary 789,527.86)	1,214,658.26	Yes
Staff Laptops to provide teachers with updated devices to plan and deliver online instruction, including implementation of new online academic programs. (Elementary 176,170.86 / Secondary 327,174.40)	503,345.26	No
Student Laptops for CTE Courses to allow CTE students to participate in online CTE distance learning and to allow for access to online programs necessary to access those courses. (Secondary 350,000)	350,000.00	No
Staff Professional Development: Negotiated additional professional development day and Modern Teacher online modules including ongoing professional development sessions on the Google Classroom, use of new online teaching programs, and best practices for distance learning as well as social emotional strategies and programs. (Elementary 134,750 / Secondary 270,250)	405,000.00	No

Description	Total Funds	Contributing
Educational Apps, Curriculum and Tools for Distance Learning including monitors and doc cameras to allow for split screens and casting. Educational apps support student engagement and rigor in an online environment. Digital curriculum to allow for continued standards-based instruction in distance learning. (Elementary 235,960.30 / Secondary 598,932.81)	834,893.11	Yes
Student Supplies, including art and music supplies to allow for implementation of these subjects in distance learning. Also, basic supplies for low income and homeless students. (Elementary 118,900 / Secondary 36,500)	155,400.00	Yes

Pupil Learning Loss

[A description of how the LEA will address pupil learning loss that results from COVID-19 during the 2019–2020 and 2020–21 school years, including how the LEA will assess pupils to measure learning status, particularly in the areas of English language arts, English language development, and mathematics.]

Santa Cruz City Schools will measure student learning loss through a comprehensive approach. Teachers regularly collaborate in Professional Learning Communities to determine assessments to gauge student progress in distance learning. Teachers will continue to use their Professional Learning Communities to analyze student learning and create interventions to provide support and acceleration. Teachers in collaboration with counselors will focus on the social emotional needs of all students. We will use quarterly surveys and Thoughtexchanges, as well as a social emotional health survey to monitor the impact of trauma and make referrals for more targeted support of students who are struggling with mental health concerns.

Prior to COVID-19, Multi-Tiered Systems of Support and Professional Learning Communities are adopted frameworks in Santa Cruz City Schools. Using the tenets of both of these systems, the district has and continues to determine student learning needs and interventions due to COVID-19 learning loss. Our distance learning schedules include weekly Professional Learning Community meeting time to review student learning and make adjustments to the pacing calendar, assessments, and plans to accelerate student learning.

Additionally, in the core subject areas of English Language Arts, ELD and math, Response to Intervention Coordinators are tracking and providing intervention to students, with a focus on English learners and those below grade level. Virtual small group interventions are part of our district plan to respond to student learning loss. Long-term English learners and newcomers continue to receive additional support in this scenario.

Instructional focus for the 20-21 school year:

- Teacher clarity
- Focused teacher collaboration is more important than ever
- Pare back curriculum to focus on essential standards/skills
- Use grade level curriculum
- Backfill where there are gaps, especially as it relates to determined essential standards
- Use quick formative assessments that don't take much class time, and that focus on essential standards
- Use formative assessment data to determine student skill level on essential standards & design lessons based on this

Pupil Learning Loss Strategies

[A description of the actions and strategies the LEA will use to address learning loss and accelerate learning progress for pupils, as needed, including how these strategies differ for pupils who are English learners; low-income; foster youth; pupils with exceptional needs; and pupils experiencing homelessness.]

Response to Intervention Coordinators at all levels will monitor student achievement and design virtual intervention and supports with a focus on English learners, low income, foster youth, students experiencing homelessness, and students with exceptional needs. These small group virtual interventions are for our highest need students during distance and/or hybrid instruction and occur weekly throughout the school year. These interventions focus on the core areas of math, reading and writing. Additionally, current planning is under way to implement after-school virtual small intervention groups as well as small cohort groupings during the school day. The outcomes of these groupings are as follows:

English learners: Improved English skills, academic vocabulary, ability to access online content and teaching

Homeless or displaced youth: access to internet and support with academics; could offer social/emotional support

Foster youth, low income and students with exceptional needs, including special education students: student readiness skills, functional literacy, reading, math, writing, behavior support and specific IEP/504 goals work

Interventions for students and the planning of assessments and interventions occur in Professional Learning Community structured collaboration each week. Each site follows these guidelines:

- Each site will establish a weekly collaboration schedule for departments and/or course alike and grade span teams to collaborate
- In these teams, determine 3-6 Essential standards for the year
- Focus on developing/refining lessons that focus on the determined Essential Standards for course/grade span
- Develop multiple common formative assessments for each Essential Standard
- Ensure the independent work and learning is meaningful (not busy work) and will inform teachers on student proficiency regarding the Essential Standard of focus

- Within course alike and grade span collaboration groups, when possible, consider dividing up the work so that one teacher makes instructional videos, one creates the independent assignment, one plans the in person lesson, etc.

Effectiveness of Implemented Pupil Learning Loss Strategies

[A description of how the effectiveness of the services or supports provided to address learning loss will be measured.]

Teachers will consistently administer formative assessments in grade spans and departments and bring this data to collaboration meetings with their peers. Collaborative teams (PLCs) will use this data to develop and implement interventions with a focus on student groups including English learners, foster youth and low income students. Weekly collaboration will support ongoing assessment of the impact of interventions on accelerating student learning.

In elementary, other assessments will include:

- ELA Benchmark assessments
- Zearn online assessments
- Lexia assessments
- ESGI - Educational Software for Guiding Instruction for Pre-K - 2nd (reading assessments)

In secondary, other assessments will include:

- iReady and Ready Math (middle school)
- High School common district math assessments

Additionally, part of our Secondary Guidelines for Distance Learning include teachers giving a short and focused formative assessment focused on 1-2 Essential Standards for that particular subject area.

Actions to Address Pupil Learning Loss [additional rows and actions may be added as necessary]

Description	Total Funds	Contributing
Extra hourly pay for staff to conduct small group virtual or in person small cohort tutoring beyond the school day to address learning loss in high needs student groups including English learners, Special Education students and homeless or displaced students. This includes one-on-one Special Education assessments. (Elementary 23,470 / Secondary 43,130)	66,600.00	Yes
Small Group Student Tutoring and Intervention to address address learning loss in high needs student groups including English learners, Special Education students and homeless or displaced students. The plan includes 20 hours per week of tutoring for each comprehensive site. (Elementary 103,342 / Secondary 224,178)	327,520.00	Yes

Description	Total Funds	Contributing
School site allocations are provided to address learning loss. The site allocations will allow School Site Councils to identify site specific needs. (Elementary 114,768.75 / Secondary 257,873.36)	372,642.11	Yes

Mental Health and Social and Emotional Well-Being

[A description of how the LEA will monitor and support mental health and social and emotional well-being of pupils and staff during the school year, including the professional development and resources that will be provided to pupils and staff to address trauma and other impacts of COVID-19 on the school community.]

SCCS staff continues to support students' mental and social and emotional well-being in the following ways:

- Teachers will monitor their students for signs of stress and report concerns to their site counselors
- Counselors will be available to meet with students virtually, or in person if the scenario allows
- Counselors will provide social/emotional learning to students through classroom lessons, increasing student knowledge of well-being practices
- School Community Coordinators will continue to reach out to their families and offer support in basic needs as well as resources
- In a high restrictions scenario, all staff will make efforts to reach out to students frequently to increase the social interaction options for all students
- Implement Second Step curriculum K-5 grades
- Implement Teaching Tolerance curriculum 6-12 grades

Additionally, mental health and social emotional supports were compiled in our District's Family Guide to Distance Learning. This guide was published and sent out before the first day of school and is available on our website.

https://docs.google.com/document/d/1dghFDcGY0z4scl9UFca91dfCQftbcUXHBkixnDK440k/edit?usp=sharing

In October of 2020, a Social Emotional Health Survey will be administered to all students in grades 3-12th. The survey contains questions related to mental health and social emotional well-being. Results of this survey will be analyzed and students needing additional support will be identified for interventions, such as school-based counseling, small group counseling, and/or referrals to health and social services.

Our high risk students will be offered ongoing counseling with our social workers and/or social work interns. We created two forms for students: a Screening Interview and a Weekly Counseling Check-In form for our social workers, counselors, and mental health specialists to use with students. Additionally, teachers will monitor their students for signs of stress and report concerns.

All schools sites have or will participate in trauma informed instruction training.

We are in the process of creating a Staff Screening Survey so we can identify staff who are also in need of support and resources. We have also developed and shared resources to support our staff, including Trails to Wellness. https://trailstowellness.org/materials/resources/covid-19-resources

The district has also published a compilation of health and social/emotional resources for staff found at this link: https://docs.google.com/document/d/1GvxCt4qjpCBBougQqHZq-Ylqv_dvL2CEXUDMgC9mfdI/edit?usp=sharing

Site administration continues to reach out to staff on a daily basis, and regular virtual staff meetings are held weekly. Principals and staff have created collaborative outreach videos, shared drives and regular social check-ins to support the well-being of their staffs.

Pupil and Family Engagement and Outreach

[A description of pupil engagement and outreach, including the procedures for tiered reengagement strategies for pupils who are absent from distance learning and how the LEA will provide outreach to pupils and their parents or guardians, including in languages other than English, when pupils are not meeting compulsory education requirements, or if the LEA determines the pupil is not engaging in instruction and is at risk of learning loss.]

Connecting and maintaining engagement for all students is foundational to our work with a distance learning platform. As an MTSS district, we support a tiered response. At weekly collaboration meetings, teachers will identify those students who are in need of additional support. Our tier II response will be initiated for students who have not participated in distance learning for three or more days and have not responded to a teacher or staff member who has reached out to them. Tier II response will include a meeting with families and connection to community resources. We will provide outreach and support to our families whose first language is not English.

In August of 2020, we created a Family Guide to Distance Learning. This guide provides support to families regarding academic, mental health, and social emotional well-being. The guide is available in both English and Spanish at http://sccs.net/community/news/distance_learning_resources

We also developed District Attendance Guidelines to support our students and families. An important part of these efforts are our Bilingual Community Coordinators who conduct outreach for our English learners as part of the outreach process delineated below.

School Site Attendance Team:

- Administrator
- Attendance Specialist
- Counselor
- Bilingual Community Coordinator
- Campus Supervisor/yard duty
- Health Clerk
- RTI Coordinator
- Social Worker/Intern

District Attendance Team:

- Director of Student Services
- Nurses
- Social Workers

Steps for Daily Attendance

1. Teachers take daily attendance in Illuminate for all classes *

2. Teachers are also required to update their gradebooks and Google Classroom on a weekly basis. They must document synchronous and asynchronous instruction, enter all assignments, and all assessments since participation is also completed work and not just "live interaction." This is per Senate Bill 98, new legislation.
https://docs.google.com/document/d/1i5Pzpl8QtuWsFkRzWjwFk28R8OvHbJ97UFA6h8bUdFk/edit?usp=sharing

3. Attendance dialer notifies families daily when students are absent

4. Attendance Specialist prints and/or emails Daily Attendance Report with Site Attendance Team and enters communication into comment cell

5. Site Attendance Team members call, email, and text families of absent students. This must occur daily and be documented daily. Sites can use Illuminate (comment cell) or create a site spreadsheet to track this information. This is required per Senate Bill 98.

6. When students are absent for five consecutive days:

- Attendance Specialist or Attendance Team member adds student information to spreadsheet "Attendance Concerns - Students Not Engaged in Distance Learning"
- Student Services conducts a home visit and updates spreadsheet "Attendance Concerns - Students Not Engaged in Distance Learning"

* Every Local Educational Agency will be required to document the daily participation of every student for each school day during which distance learning is provided. This participation can be met through, among other things, completion of regular assignments and contact between the student and a Local Educational Agency employee. This daily participation must then be included in the student's weekly engagement record, which will also document whether a student was engaged in synchronous or asynchronous distance learning for any part of a school day and track the student's assignments.

These attendance guidelines meet the requirements of Senate Bill 98, which includes taking and documenting daily attendance, regular communication with families regarding attendance and academic progress, and outreach from the school to determine pupil needs including connection with health and social services.

School Nutrition

[A description of how the LEA will provide nutritionally adequate meals for all pupils, including those students who are eligible for free or reduced-price meals, when pupils are participating in both in-person instruction and distance learning, as applicable.]

Food Services has worked diligently to continue services to SCCS families.

Sites and locations for food distribution were selected based on prior daily participation and the highest free and reduced rates for our district. To limit exposure, and with safety in mind for our families and staff, we have changed to a two day service plan. Families pick up meals on Tuesday and Friday between the hours of 11am and 12:30pm. Depending on the location and flow of traffic, the meals are given by a grab and go style and/or drive up style. This district has provided both breakfast and lunch for the whole week that are kid-friendly that can be heated via microwave or oven. Meals also include fresh fruit, vegetables and milk.

Communication continues to go out via email, phone calls home, newsletters, and district and school websites. Electric signage and fliers are also displayed at school sites.

The following Health and Safety protocols are in place:

All staff:

- Wash hands on arrival and often throughout shift
- Wear facial coverings provided by the district
- Wear gloves while working with food or serving food and change gloves when contact areas change
- Maintain six feet social distancing

- Report any illness and stay home if ill

Additionally, all contact surfaces are cleaned with the change of job duty or task, and all kitchens are cleaned and sanitized daily after every use. Both verbal instruction and signage are provided to the staff at the serving locations. A ServSafe certified food service worker is also at the location to provide oversight and enforcement of food safety regulations and the meal count.

Meals are distributed between the hours of 11am and 12:30pm.

Additional Actions to Implement the Learning Continuity Plan [additional rows and actions may be added as necessary]

Section	Description	Total Funds	Contributing
In-Person Instructional Offerings	Additional Office Supply Needs to maintain safety standards in hybrid, in-person learning and in small, in-person cohorts for high needs students. (Elementary 12,617.60 / Secondary 31,818.21)	44,435.81	No
Distance Learning Program (Access to Devices and Connectivity)	Software and online academic platforms to support online instruction, standards-based teaching, student engagement and student skill building to mitigate learning loss. (Elementary 40,890.73 / Secondary 71,359.39)	112,250.12	Yes
Pupil Learning Loss	Teacher Supplies that support effective online instruction in distance learning (visuals, equipment and other materials). (Elementary 25,600 / Secondary 59,400)	85,000.00	No
Mental Health and Social and Emotional Well-Being	Family Support Network to allow for district family collaboration and support for students by families in distance	10,800.00	Yes

Section	Description	Total Funds	Contributing
	learning. Includes strategies to support students social emotional health. (Secondary 10,800)		

Increased or Improved Services for Foster Youth, English Learners, and Low-Income Students

Percentage to Increase or Improve Services	Increased Apportionment based on the Enrollment of Foster Youth, English Learners, and Low-Income students
16.49%	4,416,872

Required Descriptions

[For the actions being provided to an entire school, or across the entire school district or county office of education (COE), an explanation of (1) how the needs of foster youth, English learners, and low-income students were considered first, and (2) how these actions are effective in meeting the needs of these students.]

Actions Related to Technology Access for Low Income, Foster Youth, English learners and Homeless Pupils

Actions related to increased technology access contribute to the increased and improved service requirement because it is evident that students from low income families needed district provided technology to access instruction in Distance Learning at the end of the 2019-20 school year. We have provided these students with access to digital learning devices and internet connectivity because we believe it will be effective in mitigating learning loss, allow for daily live interaction with teachers, and keep these students engaged.

Actions Related to Pupil Participation and Progress

Actions related to pupil participation and progress contribute to the increased and improved service requirement as our attendance and academic data in the 2019-2020 school year show that students who are Low Income, English learners and Homeless Pupils suffered higher chronic absenteeism rates and suspensions and expulsions. After five consecutive days of absences, home visits are conducted,

often by a Bilingual Community Coordinator. Additionally, these student groups will be prioritized for virtual and in-person small cohort groupings to support academic achievement, engagement and participation.

Actions related to the Distance Learning Program for Low Income, Foster Youth, English learners and Homeless Pupils

Educational apps, curriculum and tools for distance learning include online academic programs that have assessment and targeted skill modules to support students with high needs. Additionally, some applications allow teachers to implement proven engagement strategies to support students who struggle with focus.

[A description of how services for foster youth, English learners, and low-income students are being increased or improved by the percentage required.]

Action: Extra hourly for small group tutoring
This action is principally directed at supporting English learners, Homeless, and Low-Income students. Some students in these groups have experienced significant challenges in our transition to Distance Learning and need increased support. We have prioritized these needs and believe that providing small group tutoring and intervention (virtual and/or in small cohorts) will greatly support students who have experienced learning loss.

Action: ESGI - Educational Software for Guiding Instruction for Pre-K - 2nd grade (reading assessments)
This action is principally directed at supporting English learners, Homeless, and Low-Income primary students. These student groups have experienced significant challenges in our transition to Distance Learning and need increased support. We have prioritized these needs and these assessments will allow teachers to target students who need extra help and support in the primary grades.

Action: Student Supplies
This action is principally directed at supporting English learners, Homeless, and Low-Income primary students. These student groups have experienced significant challenges in our transition to Distance Learning. Dedicated work spaces for learning is challenging for these groups, and student supplies like clip boards, paper, and ear buds will give students some needed tools for learning at home.

SANTA CRUZ CITY SCHOOL DISTRICT

AGENDA ITEM: Civic Permit Review of Facility Fees

MEETING DATE: September 23, 2020

FROM: Jim Monreal, Assistant Superintendent, Business Services

THROUGH: Kris Munro, Superintendent

RECOMMENDATION:
Approve adoption of the fee schedule under the Civic Center Act for the 20/21 Fiscal Year

BACKGROUND:
The Board previously approved a 19-20 Fiscal Year Schedule under the Civic Center Act. This is a continuation of that Act, with the addition of an additional fee for specific COVID disinfection prior to regular cleaning.

There is also the addition of a Coronavirus waiver added to the permit process, an addition to the insurance requirements of an increase from $1,000,000.00 to $2,000,000.00, and an addition of an aggregate amount of $4,000,000.00 as recommended by Keenan. Previously there was no additional aggregate amount.

FISCAL IMPACT:
$0.00, Fiscal Impact

This work is in direct support of the following District goals and their corresponding metrics:

Goal #2: SCCS will create positive, engaging school environments that promote the development of cognitive skills and the social emotional well-being of all students.
Goal #5: SCCS will maintain a balanced budget and efficient and effective management.
Goal #6: SCCS will maintain strong communication and partnership with its diverse community.

Prepared by Trevor Miller, Director, Facility Services

SCCS Facility Use

September 23, 2020

CIVIC CENTER ACT

Senate Bill (SB) 1404
Establish a consistent method by which school districts will calculate fees for the use of school facilities or grounds by outside entities. These regulations went into effect on July 1, 2014.

◦ Ensures that school facilities and fields are available to the public for acceptable use pursuant to Local Education Agency board policies and procedures.

◦ Allows for school districts to reclaim direct costs associated with public use of school facilities.

CIVIC CENTER ACT

Direct Costs:
The direct share of the costs of supplies, utilities, custodial services and equipment, direct capitol costs and services of school district employees, and salaries paid to school district employees associated with the operation and administration of the facilities or grounds.

Education Code Section 38134(g)(1)(A)(B)(h)

Civic Permits

In 2015, we implemented Civic Permits, a 100% online facility use permit application and approval system to increase staff efficiency, and improve customer service to community groups.

The system includes online permit-processing and calendar features that allow community and school based groups 24-7 access.



Efficient Permit Processing

Easy for groups to submit permit requests - easy for our organization to process.

Users can find all events that are calendared organization-wide, or for a specific site or facility, with just a few clicks. Each school site has its own calendar that shows approved events happening at their school. Each school can link directly to their calendar from their web site.

Facility Rental Types

Baseball Batting Cage	Running Track
Baseball Field	Softball Batting Cage 1
Bleachers	Softball Batting Cage 2
Classroom	Softball Field 1
Field grass	Softball Field 2
Gym	Softball Field 3T
Kitchen	Stadium / grandstands only
Library	Stadium Field (Artificial Turf)
Locker/Shower	Stadium lighting per hour
Multi-Purpose Room	Swimming Pool
Parking Lot	Swimming Pool lighting
Parking Lot / per day	Tennis Court
Pool /Winter startup fee	Volleyball Courts

Registration Page

Once a group has created their account, they can login and submit facility use requests. Users can track monitor and modify their events as needed within SCCS guidelines.

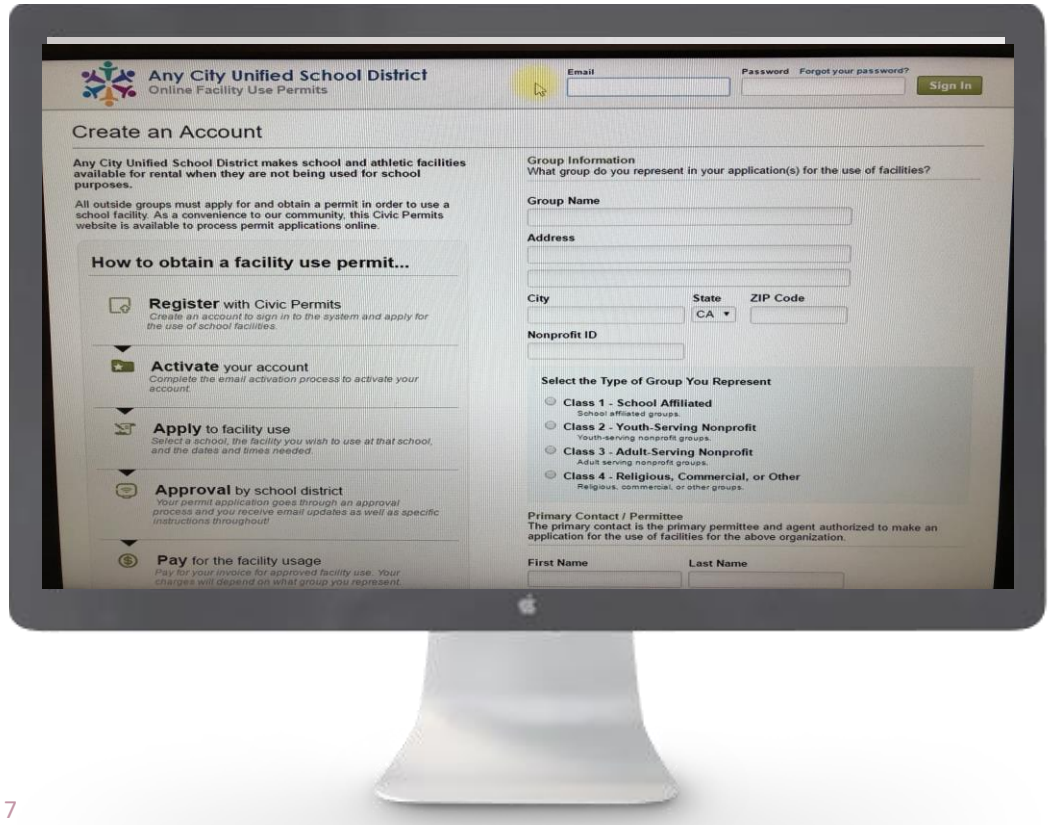

Civic Permits

Centralized Permit Details

The permit details page provides all the information needed to review and process the permit application including the group information, integration with IRS database for non-profit exemption validation, requested use, insurance documents, invoices, payment processing, and permit history.

2020 -21 Fee Schedule

§14041. Establishing a Fee Schedule. (a) When electing to charge fees pursuant to the Civic Center Act, a school district governing board shall adopt a fee schedule that includes the hourly fee for each specific school facility and grounds (or like school facilities and grounds as described in section 14038(b))

The 2020-21 Fee Schedule reflects additional district costs related to the pandemic, including a cleaning fee and increased liability requirements.

Staff currently recommend the COVID cleaning/disinfecting fee per-use and the liability insurance increase. In addition, as we continue to refine our cost calculations, there are a few minor increases and decreases. These changes are listed below with the reason for the cost adjustment:

B 40 MS Baseball/Softball (Artificial Turf)	+ $5 hr (Capital costs adjustment)
Santa Cruz High Gym Bleachers	- $5 hr (reduction in reviewing Civic Permit calculation)
Harbor High Pool winter startup fee	- $100 (updated calculation-with actual meter reading)
Santa Cruz Pool winter startup fee	- $100 (updated calculation-with actual meter reading)
Soquel High Pool winter startup fee	- $100 (updated calculation-with actual meter reading)
A/V Lighting Tech	+$5 hr (salary / benefit adjustments)
Theatre Manager	+$5 hr (salary/benefit adjustments)
Masonite flooring for stage	+$100 (material costs increase)

QUESTIONS?

SCCS Fee Schedule

Board Policy 1330

New rates as of July 1st 2020

Facility - Adult Education					
Hourly rates for	**Class A - School Affiliated School affiliated use only.**	**Class B - Reduced Cost** Non-profit children's groups that provide scholarships for at least 10% of the participating kids. Status must be approved by Assistant Superintendent of Business prior to submitting application.	**Class C - Direct Cost Non-profit youth groups that charge a participation fee for events.**	**Class D - Fair Market Value** All other users, including for-profit groups. All adult groups.	**Deposit**
Classroom	$0.00	$20.00	$30.00	$40.00	$20.00
Multi-Purpose Room	$0.00	$25.00	$40.00	$60.00	$50.00

Bay View Elementary School					
Hourly rates for	**Class A**	**Class B**	**Class C**	**Class D**	**Deposit**
Classroom	$0.00	$20.00	$30.00	$40.00	$20.00
Field	$0.00	$25.00	$40.00	$60.00	
Kitchen	$0.00	$20.00	$35.00	$52.00	$50.00
Library	$0.00	$25.00	$40.00	$60.00	$50.00
Multi-Purpose Room	$0.00	$25.00	$40.00	$60.00	$50.00
Parking Lot / per day	$0.00	$100.00	$150.00	$200.00	
Outdoor Basketball Court	$0.00	$10.00	$20.00	$30.00	

Branciforte Middle School					
Hourly rates for	**Class A**	**Class B**	**Class C**	**Class D**	**Deposit**
Baseball/Softball (Artificial Turf)	$0.00	$40.00	$70.00	$100.00	$100.00
Classroom	$0.00	$20.00	$30.00	$40.00	$20.00
Track	$0.00	$40.00	$50.00	$75.00	$50.00
Gym	$0.00	$25.00	$40.00	$75.00	$50.00
Kitchen	$0.00	$25.00	$45.00	$67.00	$50.00
Library	$0.00	$25.00	$40.00	$60.00	$50.00
Locker/Shower	$0.00	$25.00	$40.00	$60.00	$50.00
Parking Lot / per day	$0.00	$100.00	$150.00	$200.00	
Multi-Purpose Room	$0.00	$20.00	$30.00	$45.00	$50.00
Outdoor Basketball Court / each	$0.00	$10.00	$20.00	$30.00	

Branciforte Small Schools					
Hourly rates for	**Class A**	**Class B**	**Class C**	**Class D**	**Deposit**
Classroom	$0.00	$20.00	$30.00	$40.00	$20.00
Field	$0.00	$30.00	$45.00	$67.00	$50.00
Library	$0.00	$25.00	$40.00	$60.00	$50.00
Multi-Purpose Room	$0.00	$25.00	$40.00	$60.00	$50.00

DeLaveaga Elementary School					
Hourly rates for	**Class A**	**Class B**	**Class C**	**Class D**	**Deposit**
Blacktop Area	$0.00	$10.00	$20.00	$30.00	
Classroom	$0.00	$20.00	$30.00	$40.00	$20.00
Field	$0.00	$20.00	$30.00	$45.00	$50.00
Kitchen	$0.00	$20.00	$35.00	$52.00	$50.00
Library	$0.00	$25.00	$40.00	$60.00	$50.00
Multi-Purpose Room	$0.00	$20.00	$30.00	$45.00	$50.00
Parking Lot / per day	$0.00	$100.00	$150.00	$200.00	
Outdoor Basketball Courts	$0.00	$10.00	$20.00	$30.00	

Gault Elementary School					
Hourly rates for	**Class A**	**Class B**	**Class C**	**Class D**	**Deposit**

Classroom	$0.00	$20.00	$30.00	$40.00	$20.00
Field	$0.00	$15.00	$20.00	$30.00	$50.00
Kitchen	$0.00	$20.00	$30.00	$45.00	$50.00
Library	$0.00	$25.00	$40.00	$60.00	$50.00
Multi-Purpose Room	$0.00	$20.00	$30.00	$45.00	$50.00
Outdoor Basketball Courts	$0.00	$10.00	$20.00	$30.00	

Harbor High School

Hourly rates for	**Class A**	**Class B**	**Class C**	**Class D**	**Deposit**
Artificial Turf Field	$0.00	$50.00	$75.00	$100.00	$100.00
Baseball Batting Cage	$0.00	$10.00	$15.00	$20.00	$25.00
Baseball Field Artificial Turf	$0.00	$40.00	$60.00	$100.00	$100.00
Big Gym	$0.00	$35.00	$50.00	$100.00	$50.00
Classroom	$0.00	$20.00	$30.00	$40.00	$20.00
Kitchen	$0.00	$25.00	$45.00	$67.00	$50.00
Library	$0.00	$30.00	$40.00	$60.00	$50.00
Locker/Shower	$0.00	$30.00	$40.00	$60.00	$50.00
Multi-Purpose Room	$0.00	$25.00	$35.00	$45.00	$50.00
Outdoor Basketball courts -2	$0.00	$10.00	$15.00	$20.00	
Outdoor Sand Volleyball 1	$0.00	$15.00	$20.00	$30.00	
Outdoor Volleyball -2	$0.00	$20.00	$25.00	$35.00	
Parking Lot	$0.00	$15.00	$20.00	$25.00	
Parking Lot / per day	$0.00	$100.00	$150.00	$200.00	
Running Track	$0.00	$40.00	$50.00	$75.00	$50.00
Small Gym	$0.00	$20.00	$30.00	$50.00	$50.00
Softball Batting Cage 1	$0.00	$5.00	$10.00	$15.00	$25.00
Softball Batting Cage 2	$0.00	$5.00	$10.00	$15.00	$25.00
Softball Field 1	$0.00	$20.00	$30.00	$50.00	$50.00
Softball Field 2	$0.00	$20.00	$30.00	$50.00	$50.00
Stadium / grandstands only	$0.00	$25.00	$40.00	$75.00	
Stadium lighting per hour	$0.00	$15.00	$20.00	$40.00	
Swimming Pool	$0.00	$70.00	$120.00	$150.00	$100.00
Swimming Pool lighting	$0.00	$10.00	$10.00	$20.00	
Tennis Court	$0.00	$5.00	$10.00	$20.00	$25.00
Theatre / plus staff	$0.00	$45.00	$75.00	$100.00	$50.00
Winter startup fee		$500.00	$600.00	$800.00	
	$0.00				

Mission Hill Middle School

Hourly rates for	**Class A**	**Class B**	**Class C**	**Class D**	**Deposit**
Classroom	$0.00	$20.00	$30.00	$40.00	$20.00
Artificial Turf Socer/Baseball	$0.00	$40.00	$70.00	$100.00	$100.00
Gym	$0.00	$25.00	$40.00	$75.00	$50.00
Kitchen	$0.00	$25.00	$45.00	$67.00	$50.00
Library	$0.00	$25.00	$40.00	$60.00	$50.00
Locker/Shower	$0.00	$20.00	$40.00	$60.00	$50.00
Multi-Purpose Room	$0.00	$20.00	$30.00	$45.00	$50.00
Outdoor Basketball Courts	$0.00	$10.00	$15.00	$25.00	
Running Track	$0.00	$40.00	$50.00	$75.00	$50.00

Natural Bridges Elementary School

Hourly rates for	**Class A**	**Class B**	**Class C**	**Class D**	**Deposit**
Blacktop Area					
Classroom					
Field	$0.00	$20.00	$30.00	$50.00	
Gym	$0.00	$25.00	$40.00	$75.00	$50.00

Santa Cruz High School

Hourly rates for	**Class A**	**Class B**	**Class C**	**Class D**	**Deposit**

Auditorium / plus staff	$0.00	$60.00	$90.00	$150.00	$50.00
Baseball Batting Cage	$0.00	$5.00	$10.00	$15.00	$25.00
Baseball Field	$0.00	$30.00	$50.00	$75.00	$50.00
Basketball Court A	$0.00	$30.00	$50.00	$75.00	$50.00
Basketball Court B	$0.00	$30.00	$50.00	$75.00	$50.00
Bleachers	$0.00	$10.00	$15.00	$25.00	
Classroom	$0.00	$20.00	$30.00	$40.00	$20.00
Field (artificial turf)	$0.00	$50.00	$75.00	$100.00	$100.00
Gym / both	$0.00	$50.00	$80.00	$120.00	$75.00
Kitchen	$0.00	$25.00	$45.00	$67.00	$50.00
Library	$0.00	$30.00	$40.00	$60.00	$50.00
Locker/Shower	$0.00	$30.00	$40.00	$60.00	$50.00
Running Track	$0.00	$40.00	$50.00	$75.00	$50.00
Softball Batting Cage	$0.00	$5.00	$10.00	$19.00	$25.00
Softball Field	$0.00	$25.00	$40.00	$60.00	$50.00
Stadium / grandstands only	$0.00	$25.00	$40.00	$75.00	
Stadium lighting per hour	$0.00	$20.00	$20.00	$40.00	
Swimming Pool	$0.00	$65.00	$100.00	$120.00	$100.00
Swimming Pool lighting	$0.00	$10.00	$10.00	$20.00	
Tennis Court	$0.00	$5.00	$10.00	$9.00	$25.00
Winter startup fee		$400.00	$500.00	$600.00	

Soquel High School

Hourly rates for	**Class A**	**Class B**	**Class C**	**Class D**	**Deposit**
Baseball Batting Cage	$0.00	$5.00	$10.00	$15.00	$25.00
Baseball Field	$0.00	$20.00	$40.00	$60.00	$50.00
Bleachers	$0.00	$10.00	$15.00	$25.00	
Classroom	$0.00	$20.00	$30.00	$40.00	$20.00
Field grass	$0.00	$25.00	$40.00	$60.00	
Gym	$0.00	$30.00	$50.00	$75.00	$50.00
Kitchen	$0.00	$22.50	$45.00	$67.00	$50.00
Library	$0.00	$25.00	$40.00	$60.00	$50.00
Locker/Shower	$0.00	$20.00	$40.00	$60.00	$50.00
Multi-Purpose Room	$0.00	$20.00	$30.00	$45.00	$50.00
Parking Lot	$0.00	$15.00	$20.00	$30.00	
Parking Lot / per day	$0.00	$100.00	$150.00	$200.00	
Pool /Winter startup fee		$500.00	$600.00	$800.00	
Running Track	$0.00	$40.00	$50.00	$75.00	$50.00
Softball Batting Cage 1	$0.00	$15.00	$20.00	$30.00	$25.00
Softball Batting Cage 2	$0.00	$15.00	$20.00	$30.00	$25.00
Softball Field 1	$0.00	$20.00	$30.00	$45.00	$50.00
Softball Field 2	$0.00	$20.00	$30.00	$45.00	$50.00
Softball Field 3T	$0.00	$10.00	$20.00	$30.00	$25.00
Stadium / grandstands only	$0.00	$20.00	$40.00	$75.00	
Stadium Field (Artificial Turf)	$0.00	$50.00	$75.00	$100.00	$100.00
Stadium lighting per hour	$0.00	$20.00	$20.00	$40.00	
Swimming Pool	$0.00	$80.00	$130.00	$150.00	$100.00
Swimming Pool lighting	$0.00	$10.00	$10.00	$20.00	
Tennis Court	$0.00	$10.00	$15.00	$20.00	$25.00

Westlake Elementary School

Hourly rates for	**Class A**	**Class B**	**Class C**	**Class D**	**Deposit**
Classroom	$0.00	$20.00	$30.00	$40.00	$20.00
Field lower	$0.00	$20.00	$30.00	$45.00	$25.00
Field upper	$0.00	$20.00	$30.00	$45.00	$25.00
Kitchen	$0.00	$20.00	$35.00	$52.00	$50.00
Library	$0.00	$25.00	$40.00	$60.00	$50.00
Multi-Purpose Room	$0.00	$25.00	$40.00	$60.00	$50.00

Outdoor Basketball Courts	$0.00	$10.00	$20.00	$30.00	
Parking Lot / per day	$0.00	$100.00	$150.00	$200.00	

As available					**Deposit**
Chairs, each	$0.00	$3.00	$4.00	$6.00	
Tables, each	$0.00	$5.00	$7.00	$10.00	
Other equipement - TBD	$0.00				
Projector / TV / sound system-per use		$30.00	$35.00	$50.00	

Other Charges per hour 2 hour min					**Deposit**
Custodian	0.00	47.00	47.00	60.00	
Food Service	0.00	45.00	45.00	60.00	
Maintenance & Operations	0.00	47.00	47.00	60.00	
AV Technician / lighting tech	0.00	35.00	35.00	50.00	
Theatre Manager	0.00	40.00	40.00	50.00	
Masonite floors for theatre	0.00	300.00	300.00	500.00	
COVID Fee		50.00	50.00	75.00	
Processing Fee per request for change	0.00	10.00	10.00	25.00	

* Reduced fee status granted annually by Assistant Superintendent, Business Services or Designee for non-profit groups serving District students and families and providing free services to low income children
* Credit Card use will add a 3.5% proccessing fee

SANTA CRUZ CITY SCHOOLS
APPLICATION AND AGREEMENT FOR THE USE OF FACILITIES
CORONAVIRUS ADDENDUM
FOR
2020-2021 SCHOOL YEAR

Date: _____

In addition to the attached Application and Agreement for the Use of Facilities ("Application and Agreement"), the undersigned Applicant/ Representative enters into this Coronavirus Addendum, incorporated into the Application and Agreement, as follows:

1. At all times while using a Santa Cruz City Schools ("District") facility, the Applicant/Representative (the "FACILITY USER") agrees to strictly, and without exception, follow all local, state, and federal guidelines, public health orders, and District policies and regulations ("Guidelines") regarding human protection from the SARS CoV 2 virus (the "Coronavirus"). The Guidelines that FACILITY USER must strictly follow are located at various sites, including, but not limited to:
    a. https://covid19.ca.gov/
    b. https://www.cdc.gov/coronavirus/2019-ncov/index.html
    c. http://www.santacruzhealth.org/HSAHome/HSADivisions/PublicHealth/CommunicableDiseaseControl/CoronavirusHome.aspx
    d. District Board Policies and Administrative Regulations, available at http://www.gamutonline.net/district/santacruzcity/

2. The FACILITY USER shall not hold the event and shall cancel the event if all Guidelines will not, are not, or cannot be met before, during, or after the event.

3. The FACILITY USER shall stop the event immediately and send all invitees/participants away if they are observed not to be meeting all required Guidelines.

4. The District may terminate the FACILITY USER's use of the District facility at any time if, in the sole discretion of the District, the District determines that the FACILITY USER or their invitees/participants are not in full compliance with the Guidelines. If the District terminates the FACILITY USER's use of the District facility pursuant to this paragraph, the FACILITY USER will be not be entitled to a refund of any fees and will not be entitled to recover any consequential damages arising from such termination.

5. Assumption of Risk. FACILITY USER recognizes that there is presently a significant element of risk of Coronavirus transmission when any group of people gathers. FACILITY USER has reviewed and understands the risks reflected in the local, state, and federal alerts and guidelines, public health orders, and District policies and regulations, including, but not limited to, the links above. FACILITY USER assumes all risks, known and unknown, arising from Your use and occupancy of the District facility, including risks from the Coronavirus. FACILITY USER assumes full responsibility for any sickness, hospitalization, bodily injury, death, loss of personal property, quarantines, and all related costs and

expenses of any person arising from Your use and occupancy of the District facility. ("Your" is defined herein as the FACILITY USER and each of their employees, invitees, participants, volunteers, students, members, and all other related persons, agents, and entities.)

6. Waiver and Release of Claims. To the fullest extent permitted by law, FACILITY USER releases the Santa Cruz City Schools, its affiliated campuses, and their governing boards, affiliates, subsidiaries, divisions, administrators, directors, officers, employees, agents, and volunteers (collectively referred to herein as the "District"), from and against all claims and causes of action, for any injury or harm of any kind which may arise from or out of Your use and occupancy of the District facility, including the risks from Coronavirus. This release is intended to discharge the District against any and all liability arising out of or connected in any way with Your use and occupancy of the District facility, even though that liability may occur or arise out of the negligence or carelessness on the part the District. I understand that by signing this Agreement, I am releasing claims and giving up substantial rights, including my right to sue, and acknowledge that I am doing so voluntarily. No representations, statements, or inducements, oral or written, apart from the foregoing written statement, have been made.

7. **INDEMNIFICATION. TO THE FULLEST EXTENT PERMITTED BY LAW, ON BEHALF OF MYSELF AND MY ORGANIZATION, I AGREE TO IMMEDIATELY DEFEND, INDEMNIFY, AND HOLD THE DISTRICT (AS DEFINED ABOVE) FREE AND HARMLESS FROM ANY LOSS, DAMAGE, LIABILITY, EXPENSE, OR INJURY TO ANY PERSON OR PROPERTY THAT MAY ARISE IN WHOLE OR IN PART FROM THE USE OF A DISTRICT FACILITY PURSUANT TO THE APPLICATION AND AGREEMENT AND THIS CORONAVIRUS ADDENDUM, INCLUDING AS IT RELATES TO ANY EXPOSURE TO THE CORONAVIRUS (AS DEFINED ABOVE). THE DEFENSE AND INDEMNITY OBLIGATIONS UNDER THIS PARAGRAPH SHALL APPLY REGARDLESS OF THE DISTRICT OR ANY OTHER PERSON OR ENTITY'S ACTIVE OR PASSIVE NEGLIGENCE AND SHALL SURVIVE EXPIRATION OR TERMINATION OF THE APPLICATION AND AGREEMENT AND THIS CORONAVIRUS ADDENDUM.**

8. This Coronavirus Addendum shall be effective upon the date of execution by the undersigned FACILITY USER and shall remain in effect for the duration of the 2020-2021 school year.

Addendum acknowledgment: I acknowledge that I have read this Coronavirus Addendum and agree to all of its terms and that I fully understand my responsibility to adhere to all Guidelines as set forth above during the use of the District facility.

Name of FACILITY USER's Organization: _____

Name of Applicant/Representative (please print): _____

Signature of Applicant/Representative: _____

Address: _____

Work Phone: _____Other Phone:_____

Lozano Smith
ATTORNEYS AT LAW

4 Lower Ragsdale Drive, Suite 200 Monterey, California 93940-5758
Telephone: (831) 646-1501 Fax: (831) 646-1801

MEMORANDUM

By E-Mail: kmunro@sccs.net; jmonreal@sccs.net

DATE: September 16, 2020

CLIENT/MATTER: 745-602

TO: Kris Munro
Superintendent
Jim Monreal
Assistant Superintendent, Business Services
Santa Cruz City Schools

FROM: Devon B. Lincoln

RE: Reopening Outdoor Facilities under the Civic Center Act

As we understand it, the Santa Cruz City Schools ("District") Board of Trustees ("Board") intends to re-open all of the District's outdoor facilities—including but not limited to, track and field facilities, baseball and soccer fields, outdoor basketball courts, tennis courts, and swimming pools ("Facilities")—for use pursuant to the Civic Center Act.[1] The District has advised that notwithstanding limited use of indoor restrooms, the District will maintain the closure of indoor facilities for the present. We understand that the Board has been apprised of the potential risks associated with re-opening the Facilities, but has concluded that those risks are outweighed by the need to make the District Facilities available for community use.

The purpose of this memorandum is to provide you and your Board with a summary of potential risks associated with the reopening of the Facilities and provide recommendations that may help to mitigate the District's exposure to liability and minimize additional costs incurred by the District in cleaning and sanitizing the Facilities.

I. Risks Related to Reopening of Facilities

The novel Coronavirus Disease 2019 ("COVID-19") has created a pandemic resulting in a state of emergency in California. COVID-19 is believed to be spread mainly by person-to-person

[1] Education Code § 38130, *et seq.*

contact and as a result, the reopening of District Facilities poses inherent risks to users of the Facilities ("Users"), students, and District staff.

Reopening the Facilities may result in Users being exposed to or infected with COVID-19 which may result in personal injury, illness, permanent disability, and/or death. Even with adherence to physical distancing, convening in a setting—even outdoors—which brings individuals together from various households to engage in activities carries a relatively higher risk for a widespread transmission of COVID-19. Further, the District cannot guarantee that Users will strictly adhere to its COVID-19 related policies and procedures.

In the event that a User is exposed to or becomes infected with COVID-19 while using a District Facility, the District may face potential liability for damages resulting in injury or death.

In addition to the risk of exposure to liability, the District will need to clean and sanitize the Facilities following each use and maintain appropriate levels of supplies and personal protective equipment ("PPE") for custodial staff. These additional maintenance and supply obligations, as well as the additional custodial staff time necessary to ensure District Facilities are properly cleaned and sanitized following each use, will likely result in the District incurring substantial costs.

II. Insurance

It is our understanding that the District's current insurance requirements for a Facility Use Permit is a policy of at least $1,000,000. The Facility Use Permit does not specify an aggregate amount. In order to mitigate the risk of reopening the Facilities, the District has consulted and has received recommendations from its risk manager, Keenan, regarding an increase to the District's User insurance policy requirements. Those recommendations are set out below at Section V.

III. Cleaning and Sanitizing of Facilities

To limit the exposure of COVID-19, the District will need to clean and sanitize the Facilities after each use. In order to do so, the District will need to review and, if necessary, modify its current Facility scheduling procedures to provide sufficient time for cleaning and sanitation between uses. Furthermore, the District will need to ensure that it has sufficient custodial staff available and monitor its supplies and equipment (including PPE) to maintain appropriate levels of inventory.

It is our understanding that the cleaning and sanitation of certain Facilities, such as restrooms, will require use of a hydrostatic sprayer. The District will need to ensure that sufficient time is allocated between uses to spray down the Facilities and let the solution dry. The cleaning of other Facilities, such as artificial turf fields and outdoor tennis and basketball courts will likely require other specialized cleaning and sanitizing equipment.

Cleaning and sanitizing the pools presents additional challenges. Although the locker rooms will remain closed, the indoor restrooms will be available to Users. Additionally, the pool decks, diving boards, if any, lane dividers, floatation devices, etc., will also need to be cleaned and sanitized after each use. Again, the District will need to properly schedule and allocate sufficient time for its custodial staff to clean and sanitize the swimming pool areas.

We understand that the District has already implemented procedures limiting use of Facilities to 90 minutes per activity, with a 30 minute gap between uses, and has limited restroom use to one User at a time. The District may also to consider limiting the total number of Users in the swimming pools at one time to comply with social distancing requirements. These additional cleaning and sanitizing requirements will also require additional custodial time. For that reason, we have recommended adding an additional cleaning fee to the District's current Facility Use Fee Schedule. The additional fee is discussed below at Section V.

IV. Coronavirus Addendum; Assumption of Risk & Waiver of Liability

The District's current Facility Use Permit application does not address issues related to facility use during the ongoing COVID-19 pandemic. For that reason, we recommend that the District require all persons applying for use of a District facility to execute a Coronavirus Addendum that includes assumption of risk and waiver of liability provisions and requires compliance with all local, state, federal guidelines and public health orders, as well as District policies and procedures related to COVID-19. The Coronavirus Addendum would be effective through the end of the current school year, and would be renewed annually.

V. Recommendations

To limit the District's exposure to the risk of liability and to offset the increased cleaning and sanitation costs the District will incur, we recommend that the District implement the following measures[2]:

1. In accordance with the District's risk manager's recommendations, require that Users carry minimum commercial general liability insurance for bodily injury, personal injury and property damage, including blanket contractual liability, with policy limits of not less than $1,000,000 per occurrence and $2,000,000 aggregate. Such policies must name the District as an additional insured and prior to the use of any Facility and Users must provide the District with proof of endorsement on forms acceptable to the District.

2. Assess a $50 cleaning fee to each Facility Use Permit for COVID-19 related cleaning and sanitation. A draft copy of the proposed Facility Use Fee Schedule which includes the new COVID-19 cleaning fee, is included in this memorandum as **Attachment A.**

3. In addition to the District's Facility Use Permit application, require all users to execute a Coronavirus Addendum that includes assumption of risk and waiver of liability provisions and requires compliance with all local, state, federal guidelines and public health orders, as well as all District policies and procedures related to COVID-19. The Coronavirus Addendum would be effective through the end of the current school year, and would be renewed annually. A draft copy of the Coronavirus Addendum is included in this memorandum as **Attachment B.**

[2] These recommendations are intended to supplement compliance with federal, state, local and District laws, regulations, ordinances, policies, procedures, and public health orders related to COVID-19, including, but not limited to policies and procedures related to social distancing, maintaining at least six feet distance, and the use of face coverings.

4. Review facility scheduling requirements and revise as necessary to ensure sufficient time for cleaning and sanitation of Facilities following each use.

5. Include a **Notice to Users** on the District's Civic Permit website that requires all users to execute the Coronavirus Addendum, effective September 23, 2020.

We hope this information has been helpful. Please let us know if you have any questions.

SANTA CRUZ CITY SCHOOL DISTRICT

AGENDA ITEM: 2019-20 Unaudited Actuals

MEETING DATE: September 23, 2020

FROM: Jim Monreal, Assistant Superintendent, Business Services

THROUGH: Kris Munro, Superintendent

RECOMMENDATION:
Approve the 2019-20 Unaudited Actuals.

BACKGROUND:
General Fund (01): The 2019-20 Unaudited Actuals represent the final fiscal year-end report for 2019-20. With the adopted budget presentation, the General Fund had a projected ending balance of $14.8M, and the unaudited actual ending balance is $17.8M. This reflects a $1.2M increase in the Unrestricted Ending Balance and a $1.7M increase in the Restricted Ending Balance, resulting in a net increase of $2.9M.

Key Highlights of Fiscal Year End:

- LCFF Sources decreased $322K due to decrease in projected Redevelopment Agency revenues.
- Transfer in from the Redevelopment Agency Building Fund was increased by $212k to meet the 3% transfer to the Routine Restricted Maintenance Account.
- Federal revenues were deferred, decreasing Federal revenue by $422K. These are federal revenues received in excess of expenditures.
- State revenues increased by $2.3M, primarily due to a perfunctory accounting entry to reflect the proportional share of the District's STRS on behalf of liability that was required of school districts and began in 2014. An offsetting benefit expense has been booked in an equivalent amount.
- Local Revenues decreased $630K, related to DROPS Program, Parcel Tax, and Career Technical Education Incentive memorandums of understanding.
- Certificated Salaries increased $7K. Classified Salaries decreased $418K. The net salary variance was $410K.
- Benefits increased $2.7M, primarily due to a perfunctory accounting entry to reflect the proportional share of the District's STRS on behalf of liability.
- Books & Supplies expenditures decreased by $3.5M. Purchasing changed dramatically with the onset of distance learning due to pandemic and resulting direction from the state that we were facing a projected 10% reduction in funding. Restricted lottery,

Career Technical Education Incentive, Low Performing Student Block Grant and Donations allocations were not fully utilized in 2019-20 but will carryover.

- Services and Other Operating Expenditures decreased $643K due to reduction in Special Education Non Public Agency services because of distance learning and funds not utilized from Donations Resources.
- In 2019-20, $180K was cash transferred out of the General Fund to the cafeteria. The remainder of the transfer was the correction of an error in balancing cash in 2018-19.
- Contribution to Special Education decreased $381K due to a decrease in Non-Public Agency costs resulting from distance learning.

FISCAL IMPACT:
As stated above.

This work is in direct support of the following District goals and their corresponding metrics:

Goal #5: SCCS will maintain a balanced budget and efficient and effective management.

AGENDA ITEM: 8.5.3.2

SCCS 2019-2020 UNAUDITED ACTUALS

Board Meeting of September 23, 2020



Variances in Ending Balance with Focus on Unrestricted

General Fund Ending Balance	Unrestricted	%	Restricted	Total
Estimated Actuals	$14,915,568	9.72%	($84,538)	$14,831,030
Unaudited Actuals	$16,126,910	9.32%	$1,695,652	$17,822,562
Difference	$1,211,342	(0.40%)	$1,780,190	$2,991,532

Variances in Revenues

- LCFF – Property Taxes – Redevelopment Agency
  - Redevelopment Agencies funds had a decrease which lowered LCFF Revenue
- Federal Revenue
  - Revenues were deferred
  - Migrant Ed services moved to Santa Clara COE
- State Revenue
  - STRS on behalf of accounting entry increased
    - Net impact to fund balance is zero
    - Equivalent benefit expense booked
- Local Revenues
  - Decrease DROPS Program
  - Increase Parcel Tax of $20,817
  - Decrease Career Technical Education MOU

Revenues	
LCFF	($321,676)
Federal	($421,753)
State	$2,321,246
Local	($629,917)
Total	$947,900

Variances in Expenditures

- Salaries and Benefits
  - Fewer Extra Work Agreements
  - Substitutes reductions
  - Stipends reductions
- Benefits
  - STRS on behalf of accounting entry increased
    - Net impact to fund balance is zero
    - Equivalent revenue offsets expense is increase
- Books & Supplies Reductions
  - Lottery
  - Career Technical Education Incentive
  - Low Performing Student Block Grant
  - Site and Department Discretionary
  - Donations Resources 9010 & 9016
- Services & Other Operating Expenses
  - Special Education Non-Public Agency
  - Donations Resources 9010 & 9016

Expenditures	
Certificated	$7,489
Classified	($417,951)
Benefits	$2,673,744
Books & Supplies	($3,468,898)
Services	($643,280)
Capital Outlay	($88,901)
Other Outgo	($1,156)
Direct/Indirect	$0
Total	($1,938,953)

Variances in Other Financing and Uses

- Transfers In
  - The transfer from the Building Fund of the Redevelopment Agency revenue was increased to the proportion to be transferred to meet the 3% Restricted Routine Maintenance
- Transfers Out
  - Transfer to the Cafeteria Fund was increased due to an error early last year when revenue was incorrectly decreased twice
  - This is a reversal of an incorrect entry from the prior year
  - The transfer for 19-20 is actually $180,000
- Contributions
  - SPED Non-Public Agency Cost decreased

Other Financing	
Transfers In	$211,579
Transfers Out	$106,902
Other Uses	$0
Contribution	($381,449)
Total	($62,968)

Multi-Year Projection

- Higher fund balance needed to offset cash deferrals and cost of borrowing
- Learning Loss Mitigation funds have now been included in the budget
- Transfer of expenditures to Learning Loss Mitigation allows us to prepare for anticipated budget reductions for 21-22 and helps us with current year deferrals

9/15/2020	2019/20 Unaudited Actuals		
	Unrestricted	Restricted	Total
Revenue			
LCFF Sources	70,261,006	0	70,261,006
Federal Revenue	0	3,518,496	3,518,496
State Revenue	1,715,406	6,156,260	7,871,666
Local Revenue	7,214,354	2,727,633	9,941,987
Total Revenue	79,190,766	12,402,389	91,593,155
Expenditures			
Certificated	30,420,785	7,646,451	38,067,236
Classified	9,135,505	4,058,184	13,193,689
Benefits	16,097,079	9,693,983	25,791,062
Books & Supplies	1,434,482	1,429,110	2,863,592
Services, Other Ops	6,188,121	5,231,946	11,420,067
Capital Outlay	176,548	892,339	1,068,887
Other Outgo	24,206	0	24,206
Direct/Indirect Support	(914,322)	914,322	0
Total Expenditures	62,562,404	29,866,335	92,428,739
Excess/Deficiency	**16,628,362**	**(17,463,946)**	**(835,584)**
Other Financing			
Transfers In	2,711,579	0	2,711,579
Transfers Out	406,902	0	406,902
Contributions To Restr.	(17,325,765)	17,325,765	0
Transfers/Contributions	(15,021,088)	17,325,765	2,304,677
Net Inc/Dcr to Fund Balance	**1,607,274**	**(138,181)**	**1,469,093**
Beg Fund Balance	14,519,636	1,833,833	16,353,469
Audit Adjustments			0
Ending Fund Balance	**16,126,910**	1,695,652	**17,822,562**
Legally Restricted/Designated	67,704	2,194,020	2,261,724
Unrestricted Reserve:			
Reserve 3% Econ. Uncert.	2,785,069		2,785,069
Reserve for 21-22 Deficit	1,582,399		1,582,399
Reserve for 22-23 Deficit	4,585,137		4,585,137
Reserve for LCAP Hold Harmless	739,109		739,109
Undesignated	6,367,492	(498,368)	5,869,124
% Unrestricted Reserve			9.32%

	Zero COLA		
9/15/2020	**2020/21**		
	Projected		
	Unrestricted	**Restricted**	**Total**
Revenue			
LCFF Sources	70,322,558	0	70,322,558
Federal Revenue	0	7,442,728	7,442,728
State Revenue	1,248,591	3,938,119	5,186,710
Local Revenue	7,599,008	951,427	8,550,435
Total Revenue	79,170,157	12,332,274	91,502,431
Expenditures			
Certificated	30,474,215	7,011,681	37,485,896
Classified	8,828,944	3,533,687	12,362,631
Benefits	16,338,014	6,799,947	23,137,961
Books & Supplies	1,652,520	5,590,857	7,243,377
Services, Other Ops	6,442,974	5,955,697	12,398,671
Capital Outlay	225,510	72,184	297,694
Other Outgo	25,362	0	25,362
Direct/Indirect Support	(735,561)	735,561	0
Total Expenditures	63,251,978	29,699,614	92,951,592
Excess/Deficiency	**15,918,179**	**(17,367,340)**	**(1,449,161)**
Other Financing	0		
Transfers In	2,500,000	0	2,500,000
Transfers Out	300,000	0	300,000
Contributions To Restr.	(17,533,460)	17,533,460	0
Transfers/Contributions	(15,333,460)	17,533,460	2,200,000
	0	0	0
Net Inc/Dcr to Fund Balance	**584,719**	**166,120**	**750,839**
Beg Fund Balance	16,126,910	1,695,652	17,822,562
Audit Adjustments			0
Ending Fund Balance	**16,711,629**	1,861,772	**18,573,401**
Legally Restricted/Designated	67,701	2,360,140	2,427,841
Unrestricted Reserve:			
Reserve 3% Econ. Uncert.	2,797,548		2,797,548
Reserve for 21-22 Deficit	1,582,399		1,582,399
Reserve for 22-23 Deficit	4,585,137		4,585,137
Reserve for LCAP Hold Harmless	739,109		739,109
Undesignated	6,939,736	(498,368)	6,441,367
% Unrestricted Reserve			9.91%

	Zero COLA		
9/15/2020	2021/22		
	Projected		
	Unrestricted	Restricted	Total
Revenue			
LCFF Sources	70,869,508	0	70,869,508
Federal Revenue	0	3,160,081	3,160,081
State Revenue	1,248,591	3,112,025	4,360,616
Local Revenue	7,488,124	951,364	8,439,488
Total Revenue	79,606,223	7,223,470	86,829,693
Expenditures			
Certificated	30,735,650	7,032,959	37,768,609
Classified	8,991,959	3,603,250	12,595,209
Benefits	17,578,903	7,122,769	24,701,672
Books & Supplies	1,652,520	1,399,525	3,052,045
Services, Other Ops	6,786,878	5,377,122	12,164,000
Capital Outlay	225,510	72,184	297,694
Other Outgo	25,362	0	25,362
Direct/Indirect Support	(754,318)	754,318	0
Total Expenditures	65,242,464	25,362,127	90,604,591
Excess/Deficiency	**14,363,759**	**(18,138,657)**	**(3,774,898)**
Other Financing	0		
Transfers In	2,500,000	0	2,500,000
Transfers Out	300,000	0	300,000
Contributions To Restr.	(18,146,158)	18,146,158	0
Transfers/Contributions	(15,946,158)	18,146,158	2,200,000
	0	0	0
Net Inc/Dcr to Fund Balance	**(1,582,399)**	**7,501**	**(1,574,898)**
Beg Fund Balance	16,711,629	1,861,772	18,573,401
Audit Adjustments			0
Ending Fund Balance	**15,129,230**	1,869,273	**16,998,503**
Legally Restricted/Designated	67,704	1,869,273	1,936,977
Unrestricted Reserve:			
Reserve 3% Econ. Uncert.	2,727,138		2,727,138
Reserve for 21-22 Deficit	0		0
Reserve for 22-23 Deficit	4,585,137		4,585,137
Reserve for LCAP Hold Harmless			0
Undesignated	7,749,252	(0)	7,749,251
% Unrestricted Reserve			11.52%

9/15/2020	Zero COLA 2022/23 Projected Unrestricted	Restricted	Total
Revenue			
LCFF Sources	70,489,040	0	70,489,040
Federal Revenue	0	3,160,081	3,160,081
State Revenue	1,248,591	3,112,025	4,360,616
Local Revenue	7,459,527	951,364	8,410,891
Total Revenue	79,197,158	7,223,470	86,420,628
Expenditures			
Certificated	31,189,907	7,137,010	38,326,917
Classified	9,158,234	3,675,138	12,833,372
Benefits	19,044,989	7,554,630	26,599,619
Books & Supplies	1,652,520	1,399,525	3,052,045
Services, Other Ops	6,686,075	5,377,181	12,063,256
Capital Outlay	225,510	72,184	297,694
Other Outgo	25,362	0	25,362
Direct/Indirect Support	(773,553)	773,553	0
Total Expenditures	67,209,044	25,989,221	93,198,265
Excess/Deficiency	**11,988,114**	**(18,765,751)**	**(6,777,637)**
Other Financing	0		
Transfers In	2,500,000	0	2,500,000
Transfers Out	300,000	0	300,000
Contributions To Restr.	(18,773,251)	18,773,251	0
Transfers/Contributions	(16,573,251)	18,773,251	2,200,000
	0	0	0
Net Inc/Dcr to Fund Balance	**(4,585,137)**	**7,500**	**(4,577,637)**
Beg Fund Balance	15,129,230	1,869,273	16,998,503
Audit Adjustments			0
Ending Fund Balance	**10,544,093**	1,876,773	**12,420,866**
Legally Restricted/Designated	67,704	1,876,773	1,944,477
Unrestricted Reserve:			
Reserve 3% Econ. Uncert.	2,804,948		2,804,948
Reserve for 21-22 Deficit	0		0
Reserve for 22-23 Deficit	0		0
Reserve for LCAP Hold Harmless			0
Undesignated	7,671,441	(0)	7,671,441
% Unrestricted Reserve			11.20%

Other Funds

Fund	Beginning Balance	Revenues/ Transfers In	Expenditures	Ending Fund Balance
11-Adult Ed	$49,565	$78,379	$78,725	$49,220
13-Cafeteria	$32,628	$2,063,231	$2,038,234	$57,626
14-Deferred Maintenance	$323,959	$6,503	$60,813	$269,649
20-Special Reserve Fund for Post Employment Benefits	$9,637	$192	$0	$9,829

Other Funds-Continued

Fund	Beginning Balance	Revenues/ Other Sources	Expenditures/ Transfers Out	Ending Fund Balance
21-Building Fund*	$23,711,823	$69,476,029	$42,103,281	$51,084,571
25-Capital Facilities	$2,045,792	$447,572	$2,022,494	$470,870
40-Special Reserve Fund for Capital Outlay Projects	$20,862	$416	$0	$21,278
73-Foundation Trust	$1,922,933	$55,191	$24,100	$1,954,023

Next Steps

- Continue to work with County Office of Education and the County Treasury to monitor Redevelopment Agency impact to LCFF Base
- Set up multiple meetings with Site Administration to monitor current year budgets
- Prepare 1st Interim as of October 31, 2020
- Prepare 2nd Interim as of January 31, 2021
- Continue to report quarterly expenditures for Learning Loss Mitigation Funds at the state and federal level as required

Next Steps-Continued

- Prepare state required budget overview for families that is tied to the Learning Continuity and Attendance Plan
- Work with external auditing firm to validate attendance tracking changes as required by the state
- Work with external auditing firm to meet Audited Actuals timeline which has been extended by the state to March of 2021

Thank You

- " The way I see it, if you want the rainbow, you gotta put up with the rain."
    - - Dolly Parton

Santa Cruz City Schools

Multi Year Projection

2019-2020 Unaudited Actuals-2020-21 Revised Budget

9/15/2020	2019/20 Unaudited Actuals			2020/21 Zero COLA Projected			2021/22 Zero COLA Projected			2022/23 Zero COLA Projected		
	Unrestricted	Restricted	Total	Unrestricted	Restricted	Total	Unrestricted	Restricted	Total	Unrestricted	Restricted	Total
Revenue												
LCFF Sources	70,261,006	0	70,261,006	70,322,558	0	70,322,558	70,869,508	0	70,869,508	70,489,040	0	70,489,040
Federal Revenue	0	3,518,496	3,518,496	0	7,442,728	7,442,728	0	3,160,081	3,160,081	0	3,160,081	3,160,081
State Revenue	1,715,406	6,156,260	7,871,666	1,248,591	3,938,119	5,186,710	1,248,591	3,112,025	4,360,616	1,248,591	3,112,025	4,360,616
Local Revenue	7,214,354	2,727,633	9,941,987	7,599,008	951,427	8,550,435	7,488,124	951,364	8,439,488	7,459,527	951,364	8,410,891
Total Revenue	79,190,766	12,402,389	91,593,155	79,170,157	12,332,274	91,502,431	79,606,223	7,223,470	86,829,693	79,197,158	7,223,470	86,420,628
Expenditures												
Certificated	30,420,785	7,646,451	38,067,236	30,474,215	7,011,681	37,485,896	30,735,650	7,032,959	37,768,609	31,189,907	7,137,010	38,326,917
Classified	9,135,505	4,058,184	13,193,689	8,828,944	3,533,687	12,362,631	8,991,959	3,603,250	12,595,209	9,158,234	3,675,138	12,833,372
Benefits	16,097,079	9,693,983	25,791,062	16,338,014	6,799,947	23,137,961	17,578,903	7,122,769	24,701,672	19,044,989	7,554,630	26,599,619
Books & Supplies	1,434,482	1,429,110	2,863,592	1,652,520	5,590,857	7,243,377	1,652,520	1,399,525	3,052,045	1,652,520	1,399,525	3,052,045
Services, Other Ops	6,188,121	5,231,946	11,420,067	6,442,974	5,955,697	12,398,671	6,786,878	5,377,122	12,164,000	6,686,075	5,377,181	12,063,256
Capital Outlay	176,548	892,339	1,068,887	225,510	72,184	297,694	225,510	72,184	297,694	225,510	72,184	297,694
Other Outgo	24,206	0	24,206	25,362	0	25,362	25,362	0	25,362	25,362	0	25,362
Direct/Indirect Support	(914,322)	914,322	0	(735,561)	735,561	0	(754,318)	754,318	0	(773,553)	773,553	0
Total Expenditures	62,562,404	29,866,335	92,428,739	63,251,978	29,699,614	92,951,592	65,242,464	25,362,127	90,604,591	67,209,044	25,989,221	93,198,265
Excess/Deficiency	**16,628,362**	**(17,463,946)**	**(835,584)**	**15,918,179**	**(17,367,340)**	**(1,449,161)**	**14,363,759**	**(18,138,657)**	**(3,774,898)**	**11,988,114**	**(18,765,751)**	**(6,777,637)**
Other Financing				0			0			0		
Transfers In	2,711,579	0	2,711,579	2,500,000	0	2,500,000	2,500,000	0	2,500,000	2,500,000	0	2,500,000
Transfers Out	406,902	0	406,902	300,000	0	300,000	300,000	0	300,000	300,000	0	300,000
Contributions To Restr.	(17,325,765)	17,325,765	0	(17,533,460)	17,533,460	0	(18,146,158)	18,146,158	0	(18,773,251)	18,773,251	0
Transfers/Contributions	(15,021,088)	17,325,765	2,304,677	(15,333,460)	17,533,460	2,200,000	(15,946,158)	18,146,158	2,200,000	(16,573,251)	18,773,251	2,200,000
				0	0	0	0	0	0	0	0	0
Net Inc/Dcr to Fund Balance	**1,607,274**	**(138,181)**	**1,469,093**	**584,719**	**166,120**	**750,839**	**(1,582,399)**	**7,501**	**(1,574,898)**	**(4,585,137)**	**7,500**	**(4,577,637)**
Beg Fund Balance	14,519,636	1,833,833	16,353,469	16,126,910	1,695,652	17,822,562	16,711,629	1,861,772	18,573,401	15,129,230	1,869,273	16,998,503
Audit Adjustments			0			0			0			0
Ending Fund Balance	**16,126,910**	1,695,652	**17,822,562**	**16,711,629**	1,861,772	**18,573,401**	**15,129,230**	1,869,273	**16,998,503**	**10,544,093**	1,876,773	**12,420,866**
Legally Restricted/Designated	67,704	2,194,020	2,261,724	67,701	2,360,140	2,427,841	67,704	1,869,273	1,936,977	67,704	1,876,773	1,944,477
Unrestricted Reserve:												
Reserve 3% Econ. Uncert.	2,785,069		2,785,069	2,797,548		2,797,548	2,727,138		2,727,138	2,804,948		2,804,948
Reserve for 21-22 Deficit	1,582,399		1,582,399	1,582,399		1,582,399	0		0	0		0
Reserve for 22-23 Deficit	4,585,137		4,585,137	4,585,137		4,585,137	4,585,137		4,585,137	0		0
Reserve for LCAP Hold Harmless	739,109		739,109	739,109		739,109			0			0
Undesignated	6,367,492	(498,368)	5,869,124	6,939,736	(498,368)	6,441,367	7,749,252	(0)	7,749,251	7,671,441	(0)	7,671,441
% Unrestricted Reserve			9.32%			9.91%			11.52%			11.20%

G = General Ledger Data; S = Supplemental Data

Form	Description	Data Supplied For: 2019-20 Unaudited Actuals	2020-21 Budget
01	General Fund/County School Service Fund	GS	GS
08	Student Activity Special Revenue Fund		
09	Charter Schools Special Revenue Fund		
10	Special Education Pass-Through Fund		
11	Adult Education Fund	G	G
12	Child Development Fund		
13	Cafeteria Special Revenue Fund	G	G
14	Deferred Maintenance Fund	G	G
15	Pupil Transportation Equipment Fund		
17	Special Reserve Fund for Other Than Capital Outlay Projects		
18	School Bus Emissions Reduction Fund		
19	Foundation Special Revenue Fund		
20	Special Reserve Fund for Postemployment Benefits	G	G
21	Building Fund	G	G
25	Capital Facilities Fund	G	G
30	State School Building Lease-Purchase Fund		
35	County School Facilities Fund		
40	Special Reserve Fund for Capital Outlay Projects	G	G
49	Capital Project Fund for Blended Component Units		
51	Bond Interest and Redemption Fund	G	G
52	Debt Service Fund for Blended Component Units		
53	Tax Override Fund		
56	Debt Service Fund		
57	Foundation Permanent Fund		
61	Cafeteria Enterprise Fund		
62	Charter Schools Enterprise Fund		
63	Other Enterprise Fund		
66	Warehouse Revolving Fund		
67	Self-Insurance Fund		
71	Retiree Benefit Fund		
73	Foundation Private-Purpose Trust Fund	G	G
76	Warrant/Pass-Through Fund		
95	Student Body Fund		
A	Average Daily Attendance	S	S
ASSET	Schedule of Capital Assets	S	
CA	Unaudited Actuals Certification	S	
CAT	Schedule for Categoricals		
CEA	Current Expense Formula/Minimum Classroom Comp. - Actuals	GS	
CHG	Change Order Form		
DEBT	Schedule of Long-Term Liabilities	S	
ESMOE	Every Student Succeeds Act Maintenance of Effort	GS	
GANN	Appropriations Limit Calculations	GS	GS
ICR	Indirect Cost Rate Worksheet	GS	
L	Lottery Report	GS	
PCRAF	Program Cost Report Schedule of Allocation Factors	GS	
PCR	Program Cost Report	GS	

G = General Ledger Data; S = Supplemental Data

Form	Description	Data Supplied For: 2019-20 Unaudited Actuals	2020-21 Budget
SEA	Special Education Revenue Allocations	S	S
SEAS	Special Education Revenue Allocations Setup (SELPA Selection)	S	S
SIAA	Summary of Interfund Activities - Actuals	G	

Description	Resource Codes	Object Codes	2019-20 Unaudited Actuals Unrestricted (A)	Restricted (B)	Total Fund col. A + B (C)	2020-21 Budget Unrestricted (D)	Restricted (E)	Total Fund col. D + E (F)	% Diff Column C & F
A. REVENUES									
1) LCFF Sources		8010-8099	70,261,006.20	0.00	70,261,006.20	70,322,558.00	0.00	70,322,558.00	0.1%
2) Federal Revenue		8100-8299	0.00	3,518,496.99	3,518,496.99	0.00	7,442,728.00	7,442,728.00	111.5%
3) Other State Revenue		8300-8599	1,715,405.89	6,156,260.43	7,871,666.32	1,248,591.00	3,938,119.00	5,186,710.00	-34.1%
4) Other Local Revenue		8600-8799	7,214,354.23	2,727,633.04	9,941,987.27	7,599,008.00	951,427.00	8,550,435.00	-14.0%
5) TOTAL, REVENUES			79,190,766.32	12,402,390.46	91,593,156.78	79,170,157.00	12,332,274.00	91,502,431.00	-0.1%
B. EXPENDITURES									
1) Certificated Salaries		1000-1999	30,420,785.05	7,646,451.00	38,067,236.05	30,474,215.00	7,011,681.00	37,485,896.00	-1.5%
2) Classified Salaries		2000-2999	9,135,504.85	4,058,183.78	13,193,688.63	8,828,944.00	3,533,687.00	12,362,631.00	-6.3%
3) Employee Benefits		3000-3999	16,097,079.18	9,693,983.33	25,791,062.51	16,338,014.00	6,799,947.00	23,137,961.00	-10.3%
4) Books and Supplies		4000-4999	1,434,481.93	1,429,110.29	2,863,592.22	1,652,520.00	5,590,857.00	7,243,377.00	152.9%
5) Services and Other Operating Expenditures		5000-5999	6,188,121.22	5,231,946.13	11,420,067.35	6,442,974.00	5,955,697.00	12,398,671.00	8.6%
6) Capital Outlay		6000-6999	176,548.10	892,339.42	1,068,887.52	225,510.00	72,184.00	297,694.00	-72.1%
7) Other Outgo (excluding Transfers of Indirect Costs)		7100-7299 7400-7499	24,205.99	0.00	24,205.99	25,362.00	0.00	25,362.00	4.8%
8) Other Outgo - Transfers of Indirect Costs		7300-7399	(914,321.70)	914,321.70	0.00	(735,561.00)	735,561.00	0.00	0.0%
9) TOTAL, EXPENDITURES			62,562,404.62	29,866,335.65	92,428,740.27	63,251,978.00	29,699,614.00	92,951,592.00	0.6%
C. EXCESS (DEFICIENCY) OF REVENUES OVER EXPENDITURES BEFORE OTHER FINANCING SOURCES AND USES (A5 - B9)			16,628,361.70	(17,463,945.19)	(835,583.49)	15,918,179.00	(17,367,340.00)	(1,449,161.00)	73.4%
D. OTHER FINANCING SOURCES/USES									
1) Interfund Transfers									
a) Transfers In		8900-8929	2,711,579.00	0.00	2,711,579.00	2,500,000.00	0.00	2,500,000.00	-7.8%
b) Transfers Out		7600-7629	406,902.15	0.00	406,902.15	300,000.00	0.00	300,000.00	-26.3%
2) Other Sources/Uses									
a) Sources		8930-8979	0.00	0.00	0.00	0.00	0.00	0.00	0.0%
b) Uses		7630-7699	0.00	0.00	0.00	0.00	0.00	0.00	0.0%
3) Contributions		8980-8999	(17,325,764.76)	17,325,764.76	0.00	(17,533,460.00)	17,533,460.00	0.00	0.0%
4) TOTAL, OTHER FINANCING SOURCES/USES			(15,021,087.91)	17,325,764.76	2,304,676.85	(15,333,460.00)	17,533,460.00	2,200,000.00	-4.5%

Description	Resource Codes	Object Codes	2019-20 Unaudited Actuals Unrestricted (A)	Restricted (B)	Total Fund col. A + B (C)	2020-21 Budget Unrestricted (D)	Restricted (E)	Total Fund col. D + E (F)	% Diff Column C & F
E. NET INCREASE (DECREASE) IN FUND BALANCE (C + D4)			1,607,273.79	(138,180.43)	1,469,093.36	584,719.00	166,120.00	750,839.00	-48.9%
F. FUND BALANCE, RESERVES									
1) Beginning Fund Balance									
a) As of July 1 - Unaudited		9791	14,519,636.47	1,833,834.41	16,353,470.88	16,126,910.26	1,695,653.98	17,822,564.24	9.0%
b) Audit Adjustments		9793	0.00	0.00	0.00	0.00	0.00	0.00	0.0%
c) As of July 1 - Audited (F1a + F1b)			14,519,636.47	1,833,834.41	16,353,470.88	16,126,910.26	1,695,653.98	17,822,564.24	9.0%
d) Other Restatements		9795	0.00	0.00	0.00	0.00	0.00	0.00	0.0%
e) Adjusted Beginning Balance (F1c + F1d)			14,519,636.47	1,833,834.41	16,353,470.88	16,126,910.26	1,695,653.98	17,822,564.24	9.0%
2) Ending Balance, June 30 (E + F1e)			16,126,910.26	1,695,653.98	17,822,564.24	16,711,629.26	1,861,773.98	18,573,403.24	4.2%
Components of Ending Fund Balance									
a) Nonspendable									
Revolving Cash		9711	40,000.00	0.00	40,000.00	40,000.00	0.00	40,000.00	0.0%
Stores		9712	27,704.18	0.00	27,704.18	27,704.18	0.00	27,704.18	0.0%
Prepaid Items		9713	0.00	0.00	0.00	0.00	0.00	0.00	0.0%
All Others		9719	0.00	0.00	0.00	0.00	0.00	0.00	0.0%
b) Restricted		9740	0.00	2,194,020.43	2,194,020.43	0.00	2,360,140.43	2,360,140.43	7.6%
c) Committed									
Stabilization Arrangements		9750	0.00	0.00	0.00	0.00	0.00	0.00	0.0%
Other Commitments		9760	0.00	0.00	0.00	0.00	0.00	0.00	0.0%
d) Assigned									
Other Assignments		9780	6,906,645.00	0.00	6,906,645.00	6,906,645.00	0.00	6,906,645.00	0.0%
Reserve for 21-22	0000	9780	*1,582,399.00*		*1,582,399.00*				
Reserve for 22-23	0000	9780	*4,585,137.00*		*4,585,137.00*				
Reserve for LCAP Hold Harmless	0000	9780	*739,109.00*		*739,109.00*				
Reserve for 21-22 Deficit	0000	9780				*1,582,399.00*		*1,582,399.00*	
Reserve for 22-23 Deficit	0000	9780				*4,585,137.00*		*4,585,137.00*	
Reserve for LCAP Hold Harmless	0000	9780				*739,109.00*		*739,109.00*	
e) Unassigned/Unappropriated									
Reserve for Economic Uncertainties		9789	2,785,069.27	0.00	2,785,069.27	2,797,548.00	0.00	2,797,548.00	0.4%
Unassigned/Unappropriated Amount		9790	6,367,491.81	(498,366.45)	5,869,125.36	6,939,732.08	(498,366.45)	6,441,365.63	9.8%

Description	Resource Codes	Object Codes	2019-20 Unaudited Actuals Unrestricted (A)	Restricted (B)	Total Fund col. A + B (C)	2020-21 Budget Unrestricted (D)	Restricted (E)	Total Fund col. D + E (F)	% Diff Column C & F
G. ASSETS									
1) Cash									
a) in County Treasury		9110	19,814,138.29	(877,595.01)	18,936,543.28				
1) Fair Value Adjustment to Cash in County Treasury		9111	0.00	0.00	0.00				
b) in Banks		9120	2.73	0.00	2.73				
c) in Revolving Cash Account		9130	40,000.00	0.00	40,000.00				
d) with Fiscal Agent/Trustee		9135	0.00	0.00	0.00				
e) Collections Awaiting Deposit		9140	0.00	0.00	0.00				
2) Investments		9150	0.00	0.00	0.00				
3) Accounts Receivable		9200	2,149,898.63	3,648,391.03	5,798,289.66				
4) Due from Grantor Government		9290	0.00	0.00	0.00				
5) Due from Other Funds		9310	11,636.00	0.00	11,636.00				
6) Stores		9320	27,704.18	0.00	27,704.18				
7) Prepaid Expenditures		9330	0.00	0.00	0.00				
8) Other Current Assets		9340	0.00	0.00	0.00				
9) TOTAL, ASSETS			22,043,379.83	2,770,796.02	24,814,175.85				
H. DEFERRED OUTFLOWS OF RESOURCES									
1) Deferred Outflows of Resources		9490	0.00	0.00	0.00				
2) TOTAL, DEFERRED OUTFLOWS			0.00	0.00	0.00				
I. LIABILITIES									
1) Accounts Payable		9500	5,783,909.51	773,252.07	6,557,161.58				
2) Due to Grantor Governments		9590	0.00	0.00	0.00				
3) Due to Other Funds		9610	132,560.06	0.00	132,560.06				
4) Current Loans		9640	0.00	0.00	0.00				
5) Unearned Revenue		9650	0.00	301,889.97	301,889.97				
6) TOTAL, LIABILITIES			5,916,469.57	1,075,142.04	6,991,611.61				
J. DEFERRED INFLOWS OF RESOURCES									
1) Deferred Inflows of Resources		9690	0.00	0.00	0.00				
2) TOTAL, DEFERRED INFLOWS			0.00	0.00	0.00				
K. FUND EQUITY									
Ending Fund Balance, June 30 (must agree with line F2) (G9 + H2) - (I6 + J2)			16,126,910.26	1,695,653.98	17,822,564.24				

Description	Resource Codes	Object Codes	2019-20 Unaudited Actuals Unrestricted (A)	Restricted (B)	Total Fund col. A + B (C)	2020-21 Budget Unrestricted (D)	Restricted (E)	Total Fund col. D + E (F)	% Diff Column C & F
LCFF SOURCES									
Principal Apportionment State Aid - Current Year		8011	13,447,216.00	0.00	13,447,216.00	12,176,893.00	0.00	12,176,893.00	-9.4%
Education Protection Account State Aid - Current Year		8012	1,240,713.00	0.00	1,240,713.00	1,223,854.00	0.00	1,223,854.00	-1.4%
State Aid - Prior Years		8019	298,691.00	0.00	298,691.00	0.00	0.00	0.00	-100.0%
Tax Relief Subventions Homeowners' Exemptions		8021	269,674.00	0.00	269,674.00	277,764.00	0.00	277,764.00	3.0%
Timber Yield Tax		8022	22.00	0.00	22.00	23.00	0.00	23.00	4.5%
Other Subventions/In-Lieu Taxes		8029	0.00	0.00	0.00	0.00	0.00	0.00	0.0%
County & District Taxes Secured Roll Taxes		8041	47,960,392.04	0.00	47,960,392.04	49,399,204.00	0.00	49,399,204.00	3.0%
Unsecured Roll Taxes		8042	938,930.32	0.00	938,930.32	967,098.00	0.00	967,098.00	3.0%
Prior Years' Taxes		8043	94,842.48	0.00	94,842.48	97,687.00	0.00	97,687.00	3.0%
Supplemental Taxes		8044	676,310.13	0.00	676,310.13	696,599.00	0.00	696,599.00	3.0%
Education Revenue Augmentation Fund (ERAF)		8045	1,119,620.59	0.00	1,119,620.59	1,153,209.00	0.00	1,153,209.00	3.0%
Community Redevelopment Funds (SB 617/699/1992)		8047	7,787,853.68	0.00	7,787,853.68	8,021,489.00	0.00	8,021,489.00	3.0%
Penalties and Interest from Delinquent Taxes		8048	11,406.60	0.00	11,406.60	11,749.00	0.00	11,749.00	3.0%
Miscellaneous Funds (EC 41604) Royalties and Bonuses		8081	0.00	0.00	0.00	0.00	0.00	0.00	0.0%
Other In-Lieu Taxes		8082	18,828.90	0.00	18,828.90	19,395.00	0.00	19,395.00	3.0%
Less: Non-LCFF (50%) Adjustment		8089	(5,693.54)	0.00	(5,693.54)	(5,863.00)	0.00	(5,863.00)	3.0%
Subtotal, LCFF Sources			73,858,807.20	0.00	73,858,807.20	74,039,101.00	0.00	74,039,101.00	0.2%
LCFF Transfers									
Unrestricted LCFF Transfers - Current Year	0000	8091	0.00		0.00	0.00		0.00	0.0%
All Other LCFF Transfers - Current Year	All Other	8091	0.00	0.00	0.00	0.00	0.00	0.00	0.0%
Transfers to Charter Schools in Lieu of Property Taxes		8096	(3,597,801.00)	0.00	(3,597,801.00)	(3,716,543.00)	0.00	(3,716,543.00)	3.3%
Property Taxes Transfers		8097	0.00	0.00	0.00	0.00	0.00	0.00	0.0%
LCFF/Revenue Limit Transfers - Prior Years		8099	0.00	0.00	0.00	0.00	0.00	0.00	0.0%
TOTAL, LCFF SOURCES			70,261,006.20	0.00	70,261,006.20	70,322,558.00	0.00	70,322,558.00	0.1%
FEDERAL REVENUE									
Maintenance and Operations		8110	0.00	0.00	0.00	0.00	0.00	0.00	0.0%
Special Education Entitlement		8181	0.00	1,362,037.58	1,362,037.58	0.00	1,358,152.00	1,358,152.00	-0.3%
Special Education Discretionary Grants		8182	0.00	128,264.26	128,264.26	0.00	122,615.00	122,615.00	-4.4%
Child Nutrition Programs		8220	0.00	0.00	0.00	0.00	0.00	0.00	0.0%
Donated Food Commodities		8221	0.00	0.00	0.00	0.00	0.00	0.00	0.0%
Forest Reserve Funds		8260	0.00	0.00	0.00	0.00	0.00	0.00	0.0%
Flood Control Funds		8270	0.00	0.00	0.00	0.00	0.00	0.00	0.0%
Wildlife Reserve Funds		8280	0.00	0.00	0.00	0.00	0.00	0.00	0.0%
FEMA		8281	0.00	0.00	0.00	0.00	0.00	0.00	0.0%
Interagency Contracts Between LEAs		8285	0.00	224,472.14	224,472.14	0.00	0.00	0.00	-100.0%
Pass-Through Revenues from Federal Sources		8287	0.00	0.00	0.00	0.00	0.00	0.00	0.0%
Title I, Part A, Basic	3010	8290		1,016,110.19	1,016,110.19		971,218.00	971,218.00	-4.4%
Title I, Part D, Local Delinquent Programs	3025	8290		0.00	0.00		0.00	0.00	0.0%
Title II, Part A, Supporting Effective Instruction	4035	8290		215,447.69	215,447.69		232,785.00	232,785.00	8.0%
Title III, Part A, Immigrant Student Program	4201	8290		6,236.99	6,236.99		0.00	0.00	-100.0%

Description	Resource Codes	Object Codes	2019-20 Unaudited Actuals Unrestricted (A)	Restricted (B)	Total Fund col. A + B (C)	2020-21 Budget Unrestricted (D)	Restricted (E)	Total Fund col. D + E (F)	% Diff Column C & F
Title III, Part A, English Learner Program	4203	8290		39,460.33	39,460.33		95,412.00	95,412.00	141.8%
Public Charter Schools Grant Program (PCSGP)	4610	8290		0.00	0.00		0.00	0.00	0.0%
Other NCLB / Every Student Succeeds Act	3020, 3040, 3041, 3045, 3060, 3061, 3110, 3150, 3155, 3177, 3180, 3181, 3182, 3185, 4037, 4050, 4123, 4124, 4126, 4127, 4128, 5510, 5630	8290		123,570.32	123,570.32		120,322.00	120,322.00	-2.6%
Career and Technical Education	3500-3599	8290		74,984.01	74,984.01		78,433.00	78,433.00	4.6%
All Other Federal Revenue	All Other	8290	0.00	327,913.48	327,913.48	0.00	4,463,791.00	4,463,791.00	1261.3%
TOTAL, FEDERAL REVENUE			0.00	3,518,496.99	3,518,496.99	0.00	7,442,728.00	7,442,728.00	111.5%
OTHER STATE REVENUE									
Other State Apportionments									
ROC/P Entitlement Prior Years	6360	8319		0.00	0.00		0.00	0.00	0.0%
Special Education Master Plan Current Year	6500	8311		0.00	0.00		0.00	0.00	0.0%
Prior Years	6500	8319		0.00	0.00		0.00	0.00	0.0%
All Other State Apportionments - Current Year	All Other	8311	0.00	0.00	0.00	0.00	0.00	0.00	0.0%
All Other State Apportionments - Prior Years	All Other	8319	0.00	0.00	0.00	0.00	0.00	0.00	0.0%
Child Nutrition Programs		8520	0.00	0.00	0.00	0.00	0.00	0.00	0.0%
Mandated Costs Reimbursements		8550	289,867.00	0.00	289,867.00	321,777.00	0.00	321,777.00	11.0%
Lottery - Unrestricted and Instructional Materials		8560	966,004.89	369,425.62	1,335,430.51	926,814.00	331,262.00	1,258,076.00	-5.8%
Tax Relief Subventions Restricted Levies - Other									
Homeowners' Exemptions		8575	0.00	0.00	0.00	0.00	0.00	0.00	0.0%
Other Subventions/In-Lieu Taxes		8576	0.00	0.00	0.00	0.00	0.00	0.00	0.0%
Pass-Through Revenues from State Sources		8587	0.00	0.00	0.00	0.00	0.00	0.00	0.0%
After School Education and Safety (ASES)	6010	8590		226,153.64	226,153.64		251,464.00	251,464.00	11.2%
Charter School Facility Grant	6030	8590		0.00	0.00		0.00	0.00	0.0%
Drug/Alcohol/Tobacco Funds	6650, 6690, 6695	8590		0.00	0.00		0.00	0.00	0.0%
California Clean Energy Jobs Act	6230	8590		0.00	0.00		0.00	0.00	0.0%
Career Technical Education Incentive Grant Program	6387	8590		183,395.70	183,395.70		160,878.00	160,878.00	-12.3%
American Indian Early Childhood Education	7210	8590		0.00	0.00		0.00	0.00	0.0%
Specialized Secondary	7370	8590		0.00	0.00		0.00	0.00	0.0%
Quality Education Investment Act	7400	8590		0.00	0.00		0.00	0.00	0.0%
All Other State Revenue	All Other	8590	459,534.00	5,377,285.47	5,836,819.47	0.00	3,194,515.00	3,194,515.00	-45.3%
TOTAL, OTHER STATE REVENUE			1,715,405.89	6,156,260.43	7,871,666.32	1,248,591.00	3,938,119.00	5,186,710.00	-34.1%

Description	Resource Codes	Object Codes	2019-20 Unaudited Actuals Unrestricted (A)	Restricted (B)	Total Fund col. A + B (C)	2020-21 Budget Unrestricted (D)	Restricted (E)	Total Fund col. D + E (F)	% Diff Column C & F
OTHER LOCAL REVENUE									
Other Local Revenue									
County and District Taxes									
Other Restricted Levies									
Secured Roll		8615	0.00	0.00	0.00	0.00	0.00	0.00	0.0%
Unsecured Roll		8616	0.00	0.00	0.00	0.00	0.00	0.00	0.0%
Prior Years' Taxes		8617	0.00	0.00	0.00	0.00	0.00	0.00	0.0%
Supplemental Taxes		8618	0.00	0.00	0.00	0.00	0.00	0.00	0.0%
Non-Ad Valorem Taxes									
Parcel Taxes		8621	6,662,820.00	0.00	6,662,820.00	6,950,164.00	0.00	6,950,164.00	4.3%
Other		8622	0.00	0.00	0.00	0.00	0.00	0.00	0.0%
Community Redevelopment Funds Not Subject to LCFF Deduction		8625	0.00	0.00	0.00	0.00	0.00	0.00	0.0%
Penalties and Interest from Delinquent Non-LCFF Taxes		8629	0.00	0.00	0.00	0.00	0.00	0.00	0.0%
Sales									
Sale of Equipment/Supplies		8631	0.00	0.00	0.00	0.00	0.00	0.00	0.0%
Sale of Publications		8632	0.00	0.00	0.00	0.00	0.00	0.00	0.0%
Food Service Sales		8634	0.00	0.00	0.00	0.00	0.00	0.00	0.0%
All Other Sales		8639	0.00	0.00	0.00	0.00	0.00	0.00	0.0%
Leases and Rentals		8650	114,943.88	374,059.72	489,003.60	375,144.00	54,300.00	429,444.00	-12.2%
Interest		8660	230,372.03	0.00	230,372.03	190,000.00	0.00	190,000.00	-17.5%
Net Increase (Decrease) in the Fair Value of Investments		8662	0.00	0.00	0.00	0.00	0.00	0.00	0.0%
Fees and Contracts									
Adult Education Fees		8671	0.00	0.00	0.00	0.00	0.00	0.00	0.0%
Non-Resident Students		8672	0.00	0.00	0.00	0.00	0.00	0.00	0.0%
Transportation Fees From Individuals		8675	0.00	0.00	0.00	0.00	0.00	0.00	0.0%
Interagency Services		8677	0.00	0.00	0.00	0.00	0.00	0.00	0.0%
Mitigation/Developer Fees		8681	0.00	0.00	0.00	0.00	0.00	0.00	0.0%
All Other Fees and Contracts		8689	0.00	11,041.39	11,041.39	0.00	63.00	63.00	-99.4%
Other Local Revenue									
Plus: Misc Funds Non-LCFF (50%) Adjustment		8691	5,693.54	0.00	5,693.54	0.00	0.00	0.00	-100.0%
Pass-Through Revenues From Local Sources		8697	0.00	0.00	0.00	0.00	0.00	0.00	0.0%
All Other Local Revenue		8699	185,841.60	2,245,087.07	2,430,928.67	83,700.00	910,846.00	994,546.00	-59.1%
Tuition		8710	0.00	0.00	0.00	0.00	0.00	0.00	0.0%
All Other Transfers In		8781-8783	14,683.18	0.00	14,683.18	0.00	0.00	0.00	-100.0%
Transfers of Apportionments									
Special Education SELPA Transfers									
From Districts or Charter Schools	6500	8791		0.00	0.00		0.00	0.00	0.0%
From County Offices	6500	8792		97,444.86	97,444.86		(13,782.00)	(13,782.00)	-114.1%
From JPAs	6500	8793		0.00	0.00		0.00	0.00	0.0%
ROC/P Transfers									
From Districts or Charter Schools	6360	8791		0.00	0.00		0.00	0.00	0.0%
From County Offices	6360	8792		0.00	0.00		0.00	0.00	0.0%
From JPAs	6360	8793		0.00	0.00		0.00	0.00	0.0%
Other Transfers of Apportionments									
From Districts or Charter Schools	All Other	8791	0.00	0.00	0.00	0.00	0.00	0.00	0.0%
From County Offices	All Other	8792	0.00	0.00	0.00	0.00	0.00	0.00	0.0%
From JPAs	All Other	8793	0.00	0.00	0.00	0.00	0.00	0.00	0.0%
All Other Transfers In from All Others		8799	0.00	0.00	0.00	0.00	0.00	0.00	0.0%
TOTAL, OTHER LOCAL REVENUE			7,214,354.23	2,727,633.04	9,941,987.27	7,599,008.00	951,427.00	8,550,435.00	-14.0%
TOTAL, REVENUES			79,190,766.32	12,402,390.46	91,593,156.78	79,170,157.00	12,332,274.00	91,502,431.00	-0.1%

Description	Resource Codes	Object Codes	2019-20 Unaudited Actuals Unrestricted (A)	Restricted (B)	Total Fund col. A + B (C)	2020-21 Budget Unrestricted (D)	Restricted (E)	Total Fund col. D + E (F)	% Diff Column C & F
CERTIFICATED SALARIES									
Certificated Teachers' Salaries		1100	23,458,643.40	5,448,063.42	28,906,706.82	23,582,267.00	4,924,335.00	28,506,602.00	-1.4%
Certificated Pupil Support Salaries		1200	3,107,232.83	1,409,322.09	4,516,554.92	3,054,743.00	1,342,509.00	4,397,252.00	-2.6%
Certificated Supervisors' and Administrators' Salaries		1300	3,490,727.97	568,073.01	4,058,800.98	3,415,264.00	508,857.00	3,924,121.00	-3.3%
Other Certificated Salaries		1900	364,180.85	220,992.48	585,173.33	421,941.00	235,980.00	657,921.00	12.4%
TOTAL, CERTIFICATED SALARIES			30,420,785.05	7,646,451.00	38,067,236.05	30,474,215.00	7,011,681.00	37,485,896.00	-1.5%
CLASSIFIED SALARIES									
Classified Instructional Salaries		2100	1,058,925.57	1,843,738.35	2,902,663.92	1,102,912.00	1,552,704.00	2,655,616.00	-8.5%
Classified Support Salaries		2200	3,950,541.03	1,630,897.61	5,581,438.64	3,910,977.00	1,560,162.00	5,471,139.00	-2.0%
Classified Supervisors' and Administrators' Salaries		2300	952,708.78	199,026.43	1,151,735.21	850,164.00	173,372.00	1,023,536.00	-11.1%
Clerical, Technical and Office Salaries		2400	3,062,418.47	349,348.75	3,411,767.22	2,828,655.00	244,856.00	3,073,511.00	-9.9%
Other Classified Salaries		2900	110,911.00	35,172.64	146,083.64	136,236.00	2,593.00	138,829.00	-5.0%
TOTAL, CLASSIFIED SALARIES			9,135,504.85	4,058,183.78	13,193,688.63	8,828,944.00	3,533,687.00	12,362,631.00	-6.3%
EMPLOYEE BENEFITS									
STRS		3101-3102	4,950,070.18	5,832,723.42	10,782,793.60	4,705,731.00	3,054,419.00	7,760,150.00	-28.0%
PERS		3201-3202	1,707,493.70	683,180.35	2,390,674.05	1,727,483.00	701,873.00	2,429,356.00	1.6%
OASDI/Medicare/Alternative		3301-3302	1,144,128.77	399,800.04	1,543,928.81	1,144,424.00	371,467.00	1,515,891.00	-1.8%
Health and Welfare Benefits		3401-3402	7,015,046.42	2,518,098.91	9,533,145.33	7,259,031.00	2,455,172.00	9,714,203.00	1.9%
Unemployment Insurance		3501-3502	18,354.08	5,504.76	23,858.84	19,390.00	5,297.00	24,687.00	3.5%
Workers' Compensation		3601-3602	704,427.69	210,573.02	915,000.71	778,058.00	211,719.00	989,777.00	8.2%
OPEB, Allocated		3701-3702	557,558.34	44,102.83	601,661.17	703,897.00	0.00	703,897.00	17.0%
OPEB, Active Employees		3751-3752	0.00	0.00	0.00	0.00	0.00	0.00	0.0%
Other Employee Benefits		3901-3902	0.00	0.00	0.00	0.00	0.00	0.00	0.0%
TOTAL, EMPLOYEE BENEFITS			16,097,079.18	9,693,983.33	25,791,062.51	16,338,014.00	6,799,947.00	23,137,961.00	-10.3%
BOOKS AND SUPPLIES									
Approved Textbooks and Core Curricula Materials		4100	736,879.29	80,138.89	817,018.18	283,329.00	41,775.00	325,104.00	-60.2%
Books and Other Reference Materials		4200	8,092.86	102,038.19	110,131.05	27,400.00	22,990.00	50,390.00	-54.2%
Materials and Supplies		4300	613,429.40	852,170.82	1,465,600.22	1,288,796.00	5,275,112.00	6,563,908.00	347.9%
Noncapitalized Equipment		4400	76,080.38	394,762.39	470,842.77	52,995.00	250,980.00	303,975.00	-35.4%
Food		4700	0.00	0.00	0.00	0.00	0.00	0.00	0.0%
TOTAL, BOOKS AND SUPPLIES			1,434,481.93	1,429,110.29	2,863,592.22	1,652,520.00	5,590,857.00	7,243,377.00	152.9%
SERVICES AND OTHER OPERATING EXPENDITURES									
Subagreements for Services		5100	193,991.00	1,321,446.60	1,515,437.60	234,956.00	1,862,301.00	2,097,257.00	38.4%
Travel and Conferences		5200	70,723.71	167,666.02	238,389.73	24,232.00	312,560.00	336,792.00	41.3%
Dues and Memberships		5300	51,497.50	8,173.00	59,670.50	63,429.00	12,591.00	76,020.00	27.4%
Insurance		5400 - 5450	625,827.00	0.00	625,827.00	728,164.00	0.00	728,164.00	16.4%
Operations and Housekeeping Services		5500	1,839,355.71	0.00	1,839,355.71	1,896,290.00	0.00	1,896,290.00	3.1%
Rentals, Leases, Repairs, and Noncapitalized Improvements		5600	319,212.88	459,111.75	778,324.63	586,158.00	401,149.00	987,307.00	26.9%
Transfers of Direct Costs		5710	(8,540.25)	8,540.25	0.00	(1,520.00)	1,520.00	0.00	0.0%
Transfers of Direct Costs - Interfund		5750	0.00	0.00	0.00	0.00	0.00	0.00	0.0%
Professional/Consulting Services and Operating Expenditures		5800	2,329,565.08	3,222,891.93	5,552,457.01	2,379,486.00	3,242,896.00	5,622,382.00	1.3%
Communications		5900	766,488.59	44,116.58	810,605.17	531,779.00	122,680.00	654,459.00	-19.3%
TOTAL, SERVICES AND OTHER OPERATING EXPENDITURES			6,188,121.22	5,231,946.13	11,420,067.35	6,442,974.00	5,955,697.00	12,398,671.00	8.6%

Description	Resource Codes	Object Codes	2019-20 Unaudited Actuals Unrestricted (A)	Restricted (B)	Total Fund col. A + B (C)	2020-21 Budget Unrestricted (D)	Restricted (E)	Total Fund col. D + E (F)	% Diff Column C & F
CAPITAL OUTLAY									
Land		6100	0.00	0.00	0.00	0.00	0.00	0.00	0.0%
Land Improvements		6170	0.00	0.00	0.00	0.00	0.00	0.00	0.0%
Buildings and Improvements of Buildings		6200	0.00	680,430.46	680,430.46	0.00	6,184.00	6,184.00	-99.1%
Books and Media for New School Libraries or Major Expansion of School Libraries		6300	0.00	0.00	0.00	0.00	0.00	0.00	0.0%
Equipment		6400	47,584.41	130,385.17	177,969.58	67,000.00	21,000.00	88,000.00	-50.6%
Equipment Replacement		6500	128,963.69	81,523.79	210,487.48	158,510.00	45,000.00	203,510.00	-3.3%
TOTAL, CAPITAL OUTLAY			176,548.10	892,339.42	1,068,887.52	225,510.00	72,184.00	297,694.00	-72.1%
OTHER OUTGO (excluding Transfers of Indirect Costs)									
Tuition									
Tuition for Instruction Under Interdistrict Attendance Agreements		7110	0.00	0.00	0.00	0.00	0.00	0.00	0.0%
State Special Schools		7130	8,139.00	0.00	8,139.00	17,063.00	0.00	17,063.00	109.6%
Tuition, Excess Costs, and/or Deficit Payments									
Payments to Districts or Charter Schools		7141	0.00	0.00	0.00	0.00	0.00	0.00	0.0%
Payments to County Offices		7142	16,066.99	0.00	16,066.99	8,299.00	0.00	8,299.00	-48.3%
Payments to JPAs		7143	0.00	0.00	0.00	0.00	0.00	0.00	0.0%
Transfers of Pass-Through Revenues									
To Districts or Charter Schools		7211	0.00	0.00	0.00	0.00	0.00	0.00	0.0%
To County Offices		7212	0.00	0.00	0.00	0.00	0.00	0.00	0.0%
To JPAs		7213	0.00	0.00	0.00	0.00	0.00	0.00	0.0%
Special Education SELPA Transfers of Apportionments									
To Districts or Charter Schools	6500	7221		0.00	0.00		0.00	0.00	0.0%
To County Offices	6500	7222		0.00	0.00		0.00	0.00	0.0%
To JPAs	6500	7223		0.00	0.00		0.00	0.00	0.0%
ROC/P Transfers of Apportionments									
To Districts or Charter Schools	6360	7221		0.00	0.00		0.00	0.00	0.0%
To County Offices	6360	7222		0.00	0.00		0.00	0.00	0.0%
To JPAs	6360	7223		0.00	0.00		0.00	0.00	0.0%
Other Transfers of Apportionments	All Other	7221-7223	0.00	0.00	0.00	0.00	0.00	0.00	0.0%
All Other Transfers		7281-7283	0.00	0.00	0.00	0.00	0.00	0.00	0.0%
All Other Transfers Out to All Others		7299	0.00	0.00	0.00	0.00	0.00	0.00	0.0%
Debt Service									
Debt Service - Interest		7438	0.00	0.00	0.00	0.00	0.00	0.00	0.0%
Other Debt Service - Principal		7439	0.00	0.00	0.00	0.00	0.00	0.00	0.0%
TOTAL, OTHER OUTGO (excluding Transfers of Indirect Costs)			24,205.99	0.00	24,205.99	25,362.00	0.00	25,362.00	4.8%
OTHER OUTGO - TRANSFERS OF INDIRECT COSTS									
Transfers of Indirect Costs		7310	(914,321.70)	914,321.70	0.00	(735,561.00)	735,561.00	0.00	0.0%
Transfers of Indirect Costs - Interfund		7350	0.00	0.00	0.00	0.00	0.00	0.00	0.0%
TOTAL, OTHER OUTGO - TRANSFERS OF INDIRECT COSTS			(914,321.70)	914,321.70	0.00	(735,561.00)	735,561.00	0.00	0.0%
TOTAL, EXPENDITURES			62,562,404.62	29,866,335.65	92,428,740.27	63,251,978.00	29,699,614.00	92,951,592.00	0.6%

Description	Resource Codes	Object Codes	2019-20 Unaudited Actuals Unrestricted (A)	Restricted (B)	Total Fund col. A + B (C)	2020-21 Budget Unrestricted (D)	Restricted (E)	Total Fund col. D + E (F)	% Diff Column C & F
INTERFUND TRANSFERS									
INTERFUND TRANSFERS IN									
From: Special Reserve Fund		8912	0.00	0.00	0.00	0.00	0.00	0.00	0.0%
From: Bond Interest and Redemption Fund		8914	0.00	0.00	0.00	0.00	0.00	0.00	0.0%
Other Authorized Interfund Transfers In		8919	2,711,579.00	0.00	2,711,579.00	2,500,000.00	0.00	2,500,000.00	-7.8%
(a) TOTAL, INTERFUND TRANSFERS IN			2,711,579.00	0.00	2,711,579.00	2,500,000.00	0.00	2,500,000.00	-7.8%
INTERFUND TRANSFERS OUT									
To: Child Development Fund		7611	0.00	0.00	0.00	0.00	0.00	0.00	0.0%
To: Special Reserve Fund		7612	0.00	0.00	0.00	0.00	0.00	0.00	0.0%
To: State School Building Fund/ County School Facilities Fund		7613	0.00	0.00	0.00	0.00	0.00	0.00	0.0%
To: Cafeteria Fund		7616	406,902.15	0.00	406,902.15	300,000.00	0.00	300,000.00	-26.3%
Other Authorized Interfund Transfers Out		7619	0.00	0.00	0.00	0.00	0.00	0.00	0.0%
(b) TOTAL, INTERFUND TRANSFERS OUT			406,902.15	0.00	406,902.15	300,000.00	0.00	300,000.00	-26.3%
OTHER SOURCES/USES									
SOURCES									
State Apportionments									
Emergency Apportionments		8931	0.00	0.00	0.00	0.00	0.00	0.00	0.0%
Proceeds									
Proceeds from Disposal of Capital Assets		8953	0.00	0.00	0.00	0.00	0.00	0.00	0.0%
Other Sources									
Transfers from Funds of Lapsed/Reorganized LEAs		8965	0.00	0.00	0.00	0.00	0.00	0.00	0.0%
Long-Term Debt Proceeds									
Proceeds from Certificates of Participation		8971	0.00	0.00	0.00	0.00	0.00	0.00	0.0%
Proceeds from Capital Leases		8972	0.00	0.00	0.00	0.00	0.00	0.00	0.0%
Proceeds from Lease Revenue Bonds		8973	0.00	0.00	0.00	0.00	0.00	0.00	0.0%
All Other Financing Sources		8979	0.00	0.00	0.00	0.00	0.00	0.00	0.0%
(c) TOTAL, SOURCES			0.00	0.00	0.00	0.00	0.00	0.00	0.0%
USES									
Transfers of Funds from Lapsed/Reorganized LEAs		7651	0.00	0.00	0.00	0.00	0.00	0.00	0.0%
All Other Financing Uses		7699	0.00	0.00	0.00	0.00	0.00	0.00	0.0%
(d) TOTAL, USES			0.00	0.00	0.00	0.00	0.00	0.00	0.0%
CONTRIBUTIONS									
Contributions from Unrestricted Revenues		8980	(17,325,764.76)	17,325,764.76	0.00	(17,533,460.00)	17,533,460.00	0.00	0.0%
Contributions from Restricted Revenues		8990	0.00	0.00	0.00	0.00	0.00	0.00	0.0%
(e) TOTAL, CONTRIBUTIONS			(17,325,764.76)	17,325,764.76	0.00	(17,533,460.00)	17,533,460.00	0.00	0.0%
TOTAL, OTHER FINANCING SOURCES/USES (a - b + c - d + e)			(15,021,087.91)	17,325,764.76	2,304,676.85	(15,333,460.00)	17,533,460.00	2,200,000.00	-4.5%

Description	Function Codes	Object Codes	2019-20 Unaudited Actuals Unrestricted (A)	Restricted (B)	Total Fund col. A + B (C)	2020-21 Budget Unrestricted (D)	Restricted (E)	Total Fund col. D + E (F)	% Diff Column C & F
A. REVENUES									
1) LCFF Sources		8010-8099	70,261,006.20	0.00	70,261,006.20	70,322,558.00	0.00	70,322,558.00	0.1%
2) Federal Revenue		8100-8299	0.00	3,518,496.99	3,518,496.99	0.00	7,442,728.00	7,442,728.00	111.5%
3) Other State Revenue		8300-8599	1,715,405.89	6,156,260.43	7,871,666.32	1,248,591.00	3,938,119.00	5,186,710.00	-34.1%
4) Other Local Revenue		8600-8799	7,214,354.23	2,727,633.04	9,941,987.27	7,599,008.00	951,427.00	8,550,435.00	-14.0%
5) TOTAL, REVENUES			79,190,766.32	12,402,390.46	91,593,156.78	79,170,157.00	12,332,274.00	91,502,431.00	-0.1%
B. EXPENDITURES (Objects 1000-7999)									
1) Instruction	1000-1999		33,653,316.17	18,518,923.34	52,172,239.51	33,642,410.00	21,002,040.00	54,644,450.00	4.7%
2) Instruction - Related Services	2000-2999		9,645,678.03	2,512,842.77	12,158,520.80	9,689,883.00	1,660,962.00	11,350,845.00	-6.6%
3) Pupil Services	3000-3999		5,585,224.54	4,157,352.06	9,742,576.60	5,653,130.00	3,622,751.00	9,275,881.00	-4.8%
4) Ancillary Services	4000-4999		1,171,006.16	65,407.62	1,236,413.78	1,341,553.00	9,857.00	1,351,410.00	9.3%
5) Community Services	5000-5999		0.00	500.00	500.00	0.00	250.00	250.00	-50.0%
6) Enterprise	6000-6999		133,175.04	163,644.81	296,819.85	130,568.00	127,783.00	258,351.00	-13.0%
7) General Administration	7000-7999		5,279,141.49	1,039,598.69	6,318,740.18	5,545,719.00	851,599.00	6,397,318.00	1.2%
8) Plant Services	8000-8999		7,067,472.70	3,408,066.36	10,475,539.06	7,218,853.00	2,424,372.00	9,643,225.00	-7.9%
9) Other Outgo	9000-9999	Except 7600-7699	27,390.49	0.00	27,390.49	29,862.00	0.00	29,862.00	9.0%
10) TOTAL, EXPENDITURES			62,562,404.62	29,866,335.65	92,428,740.27	63,251,978.00	29,699,614.00	92,951,592.00	0.6%
C. EXCESS (DEFICIENCY) OF REVENUES OVER EXPENDITURES BEFORE OTHER FINANCING SOURCES AND USES (A5 - B10)			16,628,361.70	(17,463,945.19)	(835,583.49)	15,918,179.00	(17,367,340.00)	(1,449,161.00)	73.4%
D. OTHER FINANCING SOURCES/USES									
1) Interfund Transfers									
a) Transfers In		8900-8929	2,711,579.00	0.00	2,711,579.00	2,500,000.00	0.00	2,500,000.00	-7.8%
b) Transfers Out		7600-7629	406,902.15	0.00	406,902.15	300,000.00	0.00	300,000.00	-26.3%
2) Other Sources/Uses									
a) Sources		8930-8979	0.00	0.00	0.00	0.00	0.00	0.00	0.0%
b) Uses		7630-7699	0.00	0.00	0.00	0.00	0.00	0.00	0.0%
3) Contributions		8980-8999	(17,325,764.76)	17,325,764.76	0.00	(17,533,460.00)	17,533,460.00	0.00	0.0%
4) TOTAL, OTHER FINANCING SOURCES/USES			(15,021,087.91)	17,325,764.76	2,304,676.85	(15,333,460.00)	17,533,460.00	2,200,000.00	-4.5%

Description	Function Codes	Object Codes	2019-20 Unaudited Actuals Unrestricted (A)	Restricted (B)	Total Fund col. A + B (C)	2020-21 Budget Unrestricted (D)	Restricted (E)	Total Fund col. D + E (F)	% Diff Column C & F
E. NET INCREASE (DECREASE) IN FUND BALANCE (C + D4)			1,607,273.79	(138,180.43)	1,469,093.36	584,719.00	166,120.00	750,839.00	-48.9%
F. FUND BALANCE, RESERVES									
1) Beginning Fund Balance									
a) As of July 1 - Unaudited		9791	14,519,636.47	1,833,834.41	16,353,470.88	16,126,910.26	1,695,653.98	17,822,564.24	9.0%
b) Audit Adjustments		9793	0.00	0.00	0.00	0.00	0.00	0.00	0.0%
c) As of July 1 - Audited (F1a + F1b)			14,519,636.47	1,833,834.41	16,353,470.88	16,126,910.26	1,695,653.98	17,822,564.24	9.0%
d) Other Restatements		9795	0.00	0.00	0.00	0.00	0.00	0.00	0.0%
e) Adjusted Beginning Balance (F1c + F1d)			14,519,636.47	1,833,834.41	16,353,470.88	16,126,910.26	1,695,653.98	17,822,564.24	9.0%
2) Ending Balance, June 30 (E + F1e)			16,126,910.26	1,695,653.98	17,822,564.24	16,711,629.26	1,861,773.98	18,573,403.24	4.2%
Components of Ending Fund Balance									
a) Nonspendable									
Revolving Cash		9711	40,000.00	0.00	40,000.00	40,000.00	0.00	40,000.00	0.0%
Stores		9712	27,704.18	0.00	27,704.18	27,704.18	0.00	27,704.18	0.0%
Prepaid Items		9713	0.00	0.00	0.00	0.00	0.00	0.00	0.0%
All Others		9719	0.00	0.00	0.00	0.00	0.00	0.00	0.0%
b) Restricted		9740	0.00	2,194,020.43	2,194,020.43	0.00	2,360,140.43	2,360,140.43	7.6%
c) Committed									
Stabilization Arrangements		9750	0.00	0.00	0.00	0.00	0.00	0.00	0.0%
Other Commitments (by Resource/Object)		9760	0.00	0.00	0.00	0.00	0.00	0.00	0.0%
d) Assigned									
Other Assignments (by Resource/Object)		9780	6,906,645.00	0.00	6,906,645.00	6,906,645.00	0.00	6,906,645.00	0.0%
Reserve for 21-22	0000	9780	*1,582,399.00*		*1,582,399.00*				
Reserve for 22-23	0000	9780	*4,585,137.00*		*4,585,137.00*				
Reserve for LCAP Hold Harmless	0000	9780	*739,109.00*		*739,109.00*				
Reserve for 21-22 Deficit	0000	9780				*1,582,399.00*		*1,582,399.00*	
Reserve for 22-23 Deficit	0000	9780				*4,585,137.00*		*4,585,137.00*	
Reserve for LCAP Hold Harmless	0000	9780				*739,109.00*		*739,109.00*	
e) Unassigned/Unappropriated									
Reserve for Economic Uncertainties		9789	2,785,069.27	0.00	2,785,069.27	2,797,548.00	0.00	2,797,548.00	0.4%
Unassigned/Unappropriated Amount		9790	6,367,491.81	(498,366.45)	5,869,125.36	6,939,732.08	(498,366.45)	6,441,365.63	9.8%

Resource	Description	2019-20 Unaudited Actuals	2020-21 Budget
5640	Medi-Cal Billing Option	81,089.49	81,089.49
6300	Lottery: Instructional Materials	470,761.44	382,761.44
7311	Classified School Employee Professional Development Block Grant	20,718.48	20,718.48
7388	SB 117 COVID-19 LEA Response Funds	98,000.55	70,262.55
7510	Low-Performing Students Block Grant	223,064.00	223,064.00
8150	Ongoing & Major Maintenance Account (RMA: Education Code Secti	263,172.11	523,236.11
9010	Other Restricted Local	1,037,214.36	1,059,008.36
Total, Restricted Balance		2,194,020.43	2,360,140.43

Description	Resource Codes	Object Codes	2019-20 Unaudited Actuals	2020-21 Budget	Percent Difference
A. REVENUES					
1) LCFF Sources		8010-8099	0.00	0.00	0.0%
2) Federal Revenue		8100-8299	0.00	0.00	0.0%
3) Other State Revenue		8300-8599	0.00	0.00	0.0%
4) Other Local Revenue		8600-8799	78,378.97	80,460.00	2.7%
5) TOTAL, REVENUES			78,378.97	80,460.00	2.7%
B. EXPENDITURES					
1) Certificated Salaries		1000-1999	0.00	0.00	0.0%
2) Classified Salaries		2000-2999	31,708.81	30,969.00	-2.3%
3) Employee Benefits		3000-3999	29,208.42	29,831.00	2.1%
4) Books and Supplies		4000-4999	672.26	3,260.00	384.9%
5) Services and Other Operating Expenditures		5000-5999	17,135.19	16,400.00	-4.3%
6) Capital Outlay		6000-6999	0.00	0.00	0.0%
7) Other Outgo (excluding Transfers of Indirect Costs)		7100-7299, 7400-7499	0.00	0.00	0.0%
8) Other Outgo - Transfers of Indirect Costs		7300-7399	0.00	0.00	0.0%
9) TOTAL, EXPENDITURES			78,724.68	80,460.00	2.2%
C. EXCESS (DEFICIENCY) OF REVENUES OVER EXPENDITURES BEFORE OTHER FINANCING SOURCES AND USES (A5 - B9)			(345.71)	0.00	-100.0%
D. OTHER FINANCING SOURCES/USES					
1) Interfund Transfers					
a) Transfers In		8900-8929	0.00	0.00	0.0%
b) Transfers Out		7600-7629	0.00	0.00	0.0%
2) Other Sources/Uses					
a) Sources		8930-8979	0.00	0.00	0.0%
b) Uses		7630-7699	0.00	0.00	0.0%
3) Contributions		8980-8999	0.00	0.00	0.0%
4) TOTAL, OTHER FINANCING SOURCES/USES			0.00	0.00	0.0%

Description	Resource Codes	Object Codes	2019-20 Unaudited Actuals	2020-21 Budget	Percent Difference
E. NET INCREASE (DECREASE) IN FUND BALANCE (C + D4)			(345.71)	0.00	-100.0%
F. FUND BALANCE, RESERVES					
1) Beginning Fund Balance					
a) As of July 1 - Unaudited		9791	49,565.37	49,219.66	-0.7%
b) Audit Adjustments		9793	0.00	0.00	0.0%
c) As of July 1 - Audited (F1a + F1b)			49,565.37	49,219.66	-0.7%
d) Other Restatements		9795	0.00	0.00	0.0%
e) Adjusted Beginning Balance (F1c + F1d)			49,565.37	49,219.66	-0.7%
2) Ending Balance, June 30 (E + F1e)			49,219.66	49,219.66	0.0%
Components of Ending Fund Balance					
a) Nonspendable					
Revolving Cash		9711	0.00	0.00	0.0%
Stores		9712	0.00	0.00	0.0%
Prepaid Items		9713	0.00	0.00	0.0%
All Others		9719	0.00	0.00	0.0%
b) Restricted		9740	2,158.11	2,158.11	0.0%
c) Committed					
Stabilization Arrangements		9750	0.00	0.00	0.0%
Other Commitments		9760	0.00	0.00	0.0%
d) Assigned					
Other Assignments		9780	47,061.55	47,061.55	0.0%
e) Unassigned/Unappropriated					
Reserve for Economic Uncertainties		9789	0.00	0.00	0.0%
Unassigned/Unappropriated Amount		9790	0.00	0.00	0.0%

Description	Resource Codes	Object Codes	2019-20 Unaudited Actuals	2020-21 Budget	Percent Difference
G. ASSETS					
1) Cash					
a) in County Treasury		9110	38,166.01		
1) Fair Value Adjustment to Cash in County Treasury		9111	0.00		
b) in Banks		9120	52.50		
c) in Revolving Cash Account		9130	0.00		
d) with Fiscal Agent/Trustee		9135	0.00		
e) Collections Awaiting Deposit		9140	0.00		
2) Investments		9150	0.00		
3) Accounts Receivable		9200	19,520.62		
4) Due from Grantor Government		9290	0.00		
5) Due from Other Funds		9310	0.00		
6) Stores		9320	0.00		
7) Prepaid Expenditures		9330	0.00		
8) Other Current Assets		9340	0.00		
9) TOTAL, ASSETS			57,739.13		
H. DEFERRED OUTFLOWS OF RESOURCES					
1) Deferred Outflows of Resources		9490	0.00		
2) TOTAL, DEFERRED OUTFLOWS			0.00		
I. LIABILITIES					
1) Accounts Payable		9500	8,519.47		
2) Due to Grantor Governments		9590	0.00		
3) Due to Other Funds		9610	0.00		
4) Current Loans		9640			
5) Unearned Revenue		9650	0.00		
6) TOTAL, LIABILITIES			8,519.47		
J. DEFERRED INFLOWS OF RESOURCES					
1) Deferred Inflows of Resources		9690	0.00		
2) TOTAL, DEFERRED INFLOWS			0.00		
K. FUND EQUITY					
Ending Fund Balance, June 30 (must agree with line F2) (G9 + H2) - (I6 + J2)			49,219.66		

Description	Resource Codes	Object Codes	2019-20 Unaudited Actuals	2020-21 Budget	Percent Difference
LCFF SOURCES					
LCFF Transfers					
LCFF Transfers - Current Year		8091	0.00	0.00	0.0%
LCFF/Revenue Limit Transfers - Prior Years		8099	0.00	0.00	0.0%
TOTAL, LCFF SOURCES			0.00	0.00	0.0%
FEDERAL REVENUE					
Interagency Contracts Between LEAs		8285	0.00	0.00	0.0%
Pass-Through Revenues from Federal Sources		8287	0.00	0.00	0.0%
Career and Technical Education	3500-3599	8290	0.00	0.00	0.0%
All Other Federal Revenue	All Other	8290	0.00	0.00	0.0%
TOTAL, FEDERAL REVENUE			0.00	0.00	0.0%
OTHER STATE REVENUE					
Other State Apportionments					
All Other State Apportionments - Current Year		8311	0.00	0.00	0.0%
All Other State Apportionments - Prior Years		8319	0.00	0.00	0.0%
Pass-Through Revenues from State Sources		8587	0.00	0.00	0.0%
Adult Education Program	6391	8590	0.00	0.00	0.0%
All Other State Revenue	All Other	8590	0.00	0.00	0.0%
TOTAL, OTHER STATE REVENUE			0.00	0.00	0.0%

Description	Resource Codes	Object Codes	2019-20 Unaudited Actuals	2020-21 Budget	Percent Difference
OTHER LOCAL REVENUE					
Other Local Revenue					
Sales					
Sale of Equipment/Supplies		8631	0.00	0.00	0.0%
Leases and Rentals		8650	0.00	0.00	0.0%
Interest		8660	1,539.01	0.00	-100.0%
Net Increase (Decrease) in the Fair Value of Investments		8662	0.00	0.00	0.0%
Fees and Contracts					
Adult Education Fees		8671	0.00	0.00	0.0%
Interagency Services		8677	0.00	0.00	0.0%
Other Local Revenue					
All Other Local Revenue		8699	76,839.96	80,460.00	4.7%
Tuition		8710	0.00	0.00	0.0%
TOTAL, OTHER LOCAL REVENUE			78,378.97	80,460.00	2.7%
TOTAL, REVENUES			78,378.97	80,460.00	2.7%

Description	Resource Codes	Object Codes	2019-20 Unaudited Actuals	2020-21 Budget	Percent Difference
CERTIFICATED SALARIES					
Certificated Teachers' Salaries		1100	0.00	0.00	0.0%
Certificated Pupil Support Salaries		1200	0.00	0.00	0.0%
Certificated Supervisors' and Administrators' Salaries		1300	0.00	0.00	0.0%
Other Certificated Salaries		1900	0.00	0.00	0.0%
TOTAL, CERTIFICATED SALARIES			0.00	0.00	0.0%
CLASSIFIED SALARIES					
Classified Instructional Salaries		2100	0.00	0.00	0.0%
Classified Support Salaries		2200	31,708.81	30,969.00	-2.3%
Classified Supervisors' and Administrators' Salaries		2300	0.00	0.00	0.0%
Clerical, Technical and Office Salaries		2400	0.00	0.00	0.0%
Other Classified Salaries		2900	0.00	0.00	0.0%
TOTAL, CLASSIFIED SALARIES			31,708.81	30,969.00	-2.3%
EMPLOYEE BENEFITS					
STRS		3101-3102	0.00	0.00	0.0%
PERS		3201-3202	6,196.07	6,411.00	3.5%
OASDI/Medicare/Alternative		3301-3302	2,424.50	2,363.00	-2.5%
Health and Welfare Benefits		3401-3402	19,964.94	20,421.00	2.3%
Unemployment Insurance		3501-3502	15.91	15.00	-5.7%
Workers' Compensation		3601-3602	607.00	621.00	2.3%
OPEB, Allocated		3701-3702	0.00	0.00	0.0%
OPEB, Active Employees		3751-3752	0.00	0.00	0.0%
Other Employee Benefits		3901-3902	0.00	0.00	0.0%
TOTAL, EMPLOYEE BENEFITS			29,208.42	29,831.00	2.1%
BOOKS AND SUPPLIES					
Approved Textbooks and Core Curricula Materials		4100	0.00	0.00	0.0%
Books and Other Reference Materials		4200	0.00	0.00	0.0%
Materials and Supplies		4300	672.26	3,260.00	384.9%
Noncapitalized Equipment		4400	0.00	0.00	0.0%
TOTAL, BOOKS AND SUPPLIES			672.26	3,260.00	384.9%

Description	Resource Codes	Object Codes	2019-20 Unaudited Actuals	2020-21 Budget	Percent Difference
SERVICES AND OTHER OPERATING EXPENDITURES					
Subagreements for Services		5100	0.00	0.00	0.0%
Travel and Conferences		5200	0.00	0.00	0.0%
Dues and Memberships		5300	0.00	0.00	0.0%
Insurance		5400-5450	0.00	0.00	0.0%
Operations and Housekeeping Services		5500	15,917.73	14,400.00	-9.5%
Rentals, Leases, Repairs, and Noncapitalized Improvements		5600	0.00	0.00	0.0%
Transfers of Direct Costs		5710	0.00	0.00	0.0%
Transfers of Direct Costs - Interfund		5750	0.00	0.00	0.0%
Professional/Consulting Services and Operating Expenditures		5800	1,217.46	2,000.00	64.3%
Communications		5900	0.00	0.00	0.0%
TOTAL, SERVICES AND OTHER OPERATING EXPENDITURES			17,135.19	16,400.00	-4.3%
CAPITAL OUTLAY					
Land		6100	0.00	0.00	0.0%
Land Improvements		6170	0.00	0.00	0.0%
Buildings and Improvements of Buildings		6200	0.00	0.00	0.0%
Equipment		6400	0.00	0.00	0.0%
Equipment Replacement		6500	0.00	0.00	0.0%
TOTAL, CAPITAL OUTLAY			0.00	0.00	0.0%
OTHER OUTGO (excluding Transfers of Indirect Costs)					
Tuition					
Tuition, Excess Costs, and/or Deficit Payments					
Payments to Districts or Charter Schools		7141	0.00	0.00	0.0%
Payments to County Offices		7142	0.00	0.00	0.0%
Payments to JPAs		7143	0.00	0.00	0.0%
Other Transfers Out					
Transfers of Pass-Through Revenues					
To Districts or Charter Schools		7211	0.00	0.00	0.0%
To County Offices		7212	0.00	0.00	0.0%
To JPAs		7213	0.00	0.00	0.0%
Debt Service					
Debt Service - Interest		7438	0.00	0.00	0.0%
Other Debt Service - Principal		7439	0.00	0.00	0.0%
TOTAL, OTHER OUTGO (excluding Transfers of Indirect Costs)			0.00	0.00	0.0%

Description	Resource Codes	Object Codes	2019-20 Unaudited Actuals	2020-21 Budget	Percent Difference
OTHER OUTGO - TRANSFERS OF INDIRECT COSTS					
Transfers of Indirect Costs - Interfund		7350	0.00	0.00	0.0%
TOTAL, OTHER OUTGO - TRANSFERS OF INDIRECT COSTS			0.00	0.00	0.0%
TOTAL, EXPENDITURES			78,724.68	80,460.00	2.2%

Description	Resource Codes	Object Codes	2019-20 Unaudited Actuals	2020-21 Budget	Percent Difference
INTERFUND TRANSFERS					
INTERFUND TRANSFERS IN					
Other Authorized Interfund Transfers In		8919	0.00	0.00	0.0%
(a) TOTAL, INTERFUND TRANSFERS IN			0.00	0.00	0.0%
INTERFUND TRANSFERS OUT					
To: State School Building Fund/ County School Facilities Fund		7613	0.00	0.00	0.0%
Other Authorized Interfund Transfers Out		7619	0.00	0.00	0.0%
(b) TOTAL, INTERFUND TRANSFERS OUT			0.00	0.00	0.0%
OTHER SOURCES/USES					
SOURCES					
Other Sources					
Transfers from Funds of Lapsed/Reorganized LEAs		8965	0.00	0.00	0.0%
Long-Term Debt Proceeds					
Proceeds from Certificates of Participation		8971	0.00	0.00	0.0%
Proceeds from Capital Leases		8972	0.00	0.00	0.0%
All Other Financing Sources		8979	0.00	0.00	0.0%
(c) TOTAL, SOURCES			0.00	0.00	0.0%
USES					
Transfers of Funds from Lapsed/Reorganized LEAs		7651	0.00	0.00	0.0%
All Other Financing Uses		7699	0.00	0.00	0.0%
(d) TOTAL, USES			0.00	0.00	0.0%
CONTRIBUTIONS					
Contributions from Unrestricted Revenues		8980	0.00	0.00	0.0%
Contributions from Restricted Revenues		8990	0.00	0.00	0.0%
(e) TOTAL, CONTRIBUTIONS			0.00	0.00	0.0%
TOTAL, OTHER FINANCING SOURCES/USES (a - b + c - d + e)			0.00	0.00	0.0%

Description	Function Codes	Object Codes	2019-20 Unaudited Actuals	2020-21 Budget	Percent Difference
A. REVENUES					
1) LCFF Sources		8010-8099	0.00	0.00	0.0%
2) Federal Revenue		8100-8299	0.00	0.00	0.0%
3) Other State Revenue		8300-8599	0.00	0.00	0.0%
4) Other Local Revenue		8600-8799	78,378.97	80,460.00	2.7%
5) TOTAL, REVENUES			78,378.97	80,460.00	2.7%
B. EXPENDITURES (Objects 1000-7999)					
1) Instruction	1000-1999		0.00	0.00	0.0%
2) Instruction - Related Services	2000-2999		0.00	0.00	0.0%
3) Pupil Services	3000-3999		0.00	0.00	0.0%
4) Ancillary Services	4000-4999		0.00	0.00	0.0%
5) Community Services	5000-5999		0.00	0.00	0.0%
6) Enterprise	6000-6999		0.00	0.00	0.0%
7) General Administration	7000-7999		0.00	0.00	0.0%
8) Plant Services	8000-8999		78,724.68	80,460.00	2.2%
9) Other Outgo	9000-9999	Except 7600-7699	0.00	0.00	0.0%
10) TOTAL, EXPENDITURES			78,724.68	80,460.00	2.2%
C. EXCESS (DEFICIENCY) OF REVENUES OVER EXPENDITURES BEFORE OTHER FINANCING SOURCES AND USES (A5 - B10)			(345.71)	0.00	-100.0%
D. OTHER FINANCING SOURCES/USES					
1) Interfund Transfers					
a) Transfers In		8900-8929	0.00	0.00	0.0%
b) Transfers Out		7600-7629	0.00	0.00	0.0%
2) Other Sources/Uses					
a) Sources		8930-8979	0.00	0.00	0.0%
b) Uses		7630-7699	0.00	0.00	0.0%
3) Contributions		8980-8999	0.00	0.00	0.0%
4) TOTAL, OTHER FINANCING SOURCES/USES			0.00	0.00	0.0%

Description	Function Codes	Object Codes	2019-20 Unaudited Actuals	2020-21 Budget	Percent Difference
E. NET INCREASE (DECREASE) IN FUND BALANCE (C + D4)			(345.71)	0.00	-100.0%
F. FUND BALANCE, RESERVES					
1) Beginning Fund Balance					
a) As of July 1 - Unaudited		9791	49,565.37	49,219.66	-0.7%
b) Audit Adjustments		9793	0.00	0.00	0.0%
c) As of July 1 - Audited (F1a + F1b)			49,565.37	49,219.66	-0.7%
d) Other Restatements		9795	0.00	0.00	0.0%
e) Adjusted Beginning Balance (F1c + F1d)			49,565.37	49,219.66	-0.7%
2) Ending Balance, June 30 (E + F1e)			49,219.66	49,219.66	0.0%
Components of Ending Fund Balance					
a) Nonspendable					
Revolving Cash		9711	0.00	0.00	0.0%
Stores		9712	0.00	0.00	0.0%
Prepaid Items		9713	0.00	0.00	0.0%
All Others		9719	0.00	0.00	0.0%
b) Restricted		9740	2,158.11	2,158.11	0.0%
c) Committed					
Stabilization Arrangements		9750	0.00	0.00	0.0%
Other Commitments (by Resource/Object)		9760	0.00	0.00	0.0%
d) Assigned					
Other Assignments (by Resource/Object)		9780	47,061.55	47,061.55	0.0%
e) Unassigned/Unappropriated					
Reserve for Economic Uncertainties		9789	0.00	0.00	0.0%
Unassigned/Unappropriated Amount		9790	0.00	0.00	0.0%

Resource	Description	2019-20 Unaudited Actuals	2020-21 Budget
9010	Other Restricted Local	2,158.11	2,158.11
Total, Restricted Balance		2,158.11	2,158.11

Description	Resource Codes	Object Codes	2019-20 Unaudited Actuals	2020-21 Budget	Percent Difference
A. REVENUES					
1) LCFF Sources		8010-8099	0.00	0.00	0.0%
2) Federal Revenue		8100-8299	964,531.16	1,027,000.00	6.5%
3) Other State Revenue		8300-8599	69,643.07	75,000.00	7.7%
4) Other Local Revenue		8600-8799	622,155.10	667,600.00	7.3%
5) TOTAL, REVENUES			1,656,329.33	1,769,600.00	6.8%
B. EXPENDITURES					
1) Certificated Salaries		1000-1999	0.00	0.00	0.0%
2) Classified Salaries		2000-2999	752,398.60	712,329.00	-5.3%
3) Employee Benefits		3000-3999	550,179.74	559,462.00	1.7%
4) Books and Supplies		4000-4999	701,232.30	678,274.00	-3.3%
5) Services and Other Operating Expenditures		5000-5999	34,423.06	47,530.00	38.1%
6) Capital Outlay		6000-6999	0.00	0.00	0.0%
7) Other Outgo (excluding Transfers of Indirect Costs)		7100-7299, 7400-7499	0.00	0.00	0.0%
8) Other Outgo - Transfers of Indirect Costs		7300-7399	0.00	0.00	0.0%
9) TOTAL, EXPENDITURES			2,038,233.70	1,997,595.00	-2.0%
C. EXCESS (DEFICIENCY) OF REVENUES OVER EXPENDITURES BEFORE OTHER FINANCING SOURCES AND USES (A5 - B9)			(381,904.37)	(227,995.00)	-40.3%
D. OTHER FINANCING SOURCES/USES					
1) Interfund Transfers					
a) Transfers In		8900-8929	406,902.15	300,000.00	-26.3%
b) Transfers Out		7600-7629	0.00	0.00	0.0%
2) Other Sources/Uses					
a) Sources		8930-8979	0.00	0.00	0.0%
b) Uses		7630-7699	0.00	0.00	0.0%
3) Contributions		8980-8999	0.00	0.00	0.0%
4) TOTAL, OTHER FINANCING SOURCES/USES			406,902.15	300,000.00	-26.3%

Description	Resource Codes	Object Codes	2019-20 Unaudited Actuals	2020-21 Budget	Percent Difference
E. NET INCREASE (DECREASE) IN FUND BALANCE (C + D4)			24,997.78	72,005.00	188.0%
F. FUND BALANCE, RESERVES					
1) Beginning Fund Balance					
a) As of July 1 - Unaudited		9791	32,628.20	57,625.98	76.6%
b) Audit Adjustments		9793	0.00	0.00	0.0%
c) As of July 1 - Audited (F1a + F1b)			32,628.20	57,625.98	76.6%
d) Other Restatements		9795	0.00	0.00	0.0%
e) Adjusted Beginning Balance (F1c + F1d)			32,628.20	57,625.98	76.6%
2) Ending Balance, June 30 (E + F1e)			57,625.98	129,630.98	125.0%
Components of Ending Fund Balance					
a) Nonspendable					
Revolving Cash		9711	0.00	0.00	0.0%
Stores		9712	39,170.13	0.00	-100.0%
Prepaid Items		9713	0.00	0.00	0.0%
All Others		9719	0.00	0.00	0.0%
b) Restricted		9740	18,455.85	129,630.98	602.4%
c) Committed					
Stabilization Arrangements		9750	0.00	0.00	0.0%
Other Commitments		9760	0.00	0.00	0.0%
d) Assigned					
Other Assignments		9780	0.00	0.00	0.0%
e) Unassigned/Unappropriated					
Reserve for Economic Uncertainties		9789	0.00	0.00	0.0%
Unassigned/Unappropriated Amount		9790	0.00	0.00	0.0%

Description	Resource Codes	Object Codes	2019-20 Unaudited Actuals	2020-21 Budget	Percent Difference
G. ASSETS					
1) Cash					
a) in County Treasury		9110	32,730.34		
1) Fair Value Adjustment to Cash in County Treasury		9111	0.00		
b) in Banks		9120	5,790.14		
c) in Revolving Cash Account		9130	0.00		
d) with Fiscal Agent/Trustee		9135	0.00		
e) Collections Awaiting Deposit		9140	0.00		
2) Investments		9150	0.00		
3) Accounts Receivable		9200	261,842.46		
4) Due from Grantor Government		9290	0.00		
5) Due from Other Funds		9310	132,560.06		
6) Stores		9320	39,170.13		
7) Prepaid Expenditures		9330	0.00		
8) Other Current Assets		9340	0.00		
9) TOTAL, ASSETS			472,093.13		
H. DEFERRED OUTFLOWS OF RESOURCES					
1) Deferred Outflows of Resources		9490	0.00		
2) TOTAL, DEFERRED OUTFLOWS			0.00		
I. LIABILITIES					
1) Accounts Payable		9500	414,467.15		
2) Due to Grantor Governments		9590	0.00		
3) Due to Other Funds		9610	0.00		
4) Current Loans		9640			
5) Unearned Revenue		9650	0.00		
6) TOTAL, LIABILITIES			414,467.15		
J. DEFERRED INFLOWS OF RESOURCES					
1) Deferred Inflows of Resources		9690	0.00		
2) TOTAL, DEFERRED INFLOWS			0.00		
K. FUND EQUITY					
Ending Fund Balance, June 30 (must agree with line F2) (G9 + H2) - (I6 + J2)			57,625.98		

Description	Resource Codes	Object Codes	2019-20 Unaudited Actuals	2020-21 Budget	Percent Difference
FEDERAL REVENUE					
Child Nutrition Programs		8220	873,512.60	949,000.00	8.6%
Donated Food Commodities		8221	89,815.44	78,000.00	-13.2%
All Other Federal Revenue		8290	1,203.12	0.00	-100.0%
TOTAL, FEDERAL REVENUE			964,531.16	1,027,000.00	6.5%
OTHER STATE REVENUE					
Child Nutrition Programs		8520	69,643.07	75,000.00	7.7%
All Other State Revenue		8590	0.00	0.00	0.0%
TOTAL, OTHER STATE REVENUE			69,643.07	75,000.00	7.7%
OTHER LOCAL REVENUE					
Other Local Revenue					
Sales					
Sale of Equipment/Supplies		8631	0.00	0.00	0.0%
Food Service Sales		8634	386,769.56	514,228.00	33.0%
Leases and Rentals		8650	0.00	0.00	0.0%
Interest		8660	4,065.49	4,000.00	-1.6%
Net Increase (Decrease) in the Fair Value of Investments		8662	0.00	0.00	0.0%
Fees and Contracts					
Interagency Services		8677	0.00	0.00	0.0%
Other Local Revenue					
All Other Local Revenue		8699	231,320.05	149,372.00	-35.4%
TOTAL, OTHER LOCAL REVENUE			622,155.10	667,600.00	7.3%
TOTAL, REVENUES			1,656,329.33	1,769,600.00	6.8%

Description	Resource Codes	Object Codes	2019-20 Unaudited Actuals	2020-21 Budget	Percent Difference
CERTIFICATED SALARIES					
Certificated Supervisors' and Administrators' Salaries		1300	0.00	0.00	0.0%
Other Certificated Salaries		1900	0.00	0.00	0.0%
TOTAL, CERTIFICATED SALARIES			0.00	0.00	0.0%
CLASSIFIED SALARIES					
Classified Support Salaries		2200	536,633.28	520,778.00	-3.0%
Classified Supervisors' and Administrators' Salaries		2300	164,265.42	138,321.00	-15.8%
Clerical, Technical and Office Salaries		2400	51,499.90	53,230.00	3.4%
Other Classified Salaries		2900	0.00	0.00	0.0%
TOTAL, CLASSIFIED SALARIES			752,398.60	712,329.00	-5.3%
EMPLOYEE BENEFITS					
STRS		3101-3102	0.00	0.00	0.0%
PERS		3201-3202	113,278.00	130,860.00	15.5%
OASDI/Medicare/Alternative		3301-3302	55,023.80	55,902.00	1.6%
Health and Welfare Benefits		3401-3402	367,374.13	357,722.00	-2.6%
Unemployment Insurance		3501-3502	367.99	368.00	0.0%
Workers' Compensation		3601-3602	14,135.82	14,610.00	3.4%
OPEB, Allocated		3701-3702	0.00	0.00	0.0%
OPEB, Active Employees		3751-3752	0.00	0.00	0.0%
Other Employee Benefits		3901-3902	0.00	0.00	0.0%
TOTAL, EMPLOYEE BENEFITS			550,179.74	559,462.00	1.7%
BOOKS AND SUPPLIES					
Books and Other Reference Materials		4200	0.00	0.00	0.0%
Materials and Supplies		4300	59,744.64	66,304.00	11.0%
Noncapitalized Equipment		4400	15,218.46	570.00	-96.3%
Food		4700	626,269.20	611,400.00	-2.4%
TOTAL, BOOKS AND SUPPLIES			701,232.30	678,274.00	-3.3%

Description	Resource Codes	Object Codes	2019-20 Unaudited Actuals	2020-21 Budget	Percent Difference
SERVICES AND OTHER OPERATING EXPENDITURES					
Subagreements for Services		5100	0.00	0.00	0.0%
Travel and Conferences		5200	2,251.37	1,000.00	-55.6%
Dues and Memberships		5300	326.18	600.00	83.9%
Insurance		5400-5450	0.00	0.00	0.0%
Operations and Housekeeping Services		5500	0.00	0.00	0.0%
Rentals, Leases, Repairs, and Noncapitalized Improvements		5600	14,355.16	18,500.00	28.9%
Transfers of Direct Costs		5710	0.00	0.00	0.0%
Transfers of Direct Costs - Interfund		5750	0.00	0.00	0.0%
Professional/Consulting Services and Operating Expenditures		5800	16,643.08	26,800.00	61.0%
Communications		5900	847.27	630.00	-25.6%
TOTAL, SERVICES AND OTHER OPERATING EXPENDITURES			34,423.06	47,530.00	38.1%
CAPITAL OUTLAY					
Buildings and Improvements of Buildings		6200	0.00	0.00	0.0%
Equipment		6400	0.00	0.00	0.0%
Equipment Replacement		6500	0.00	0.00	0.0%
TOTAL, CAPITAL OUTLAY			0.00	0.00	0.0%
OTHER OUTGO (excluding Transfers of Indirect Costs)					
Debt Service					
Debt Service - Interest		7438	0.00	0.00	0.0%
Other Debt Service - Principal		7439	0.00	0.00	0.0%
TOTAL, OTHER OUTGO (excluding Transfers of Indirect Costs)			0.00	0.00	0.0%
OTHER OUTGO - TRANSFERS OF INDIRECT COSTS					
Transfers of Indirect Costs - Interfund		7350	0.00	0.00	0.0%
TOTAL, OTHER OUTGO - TRANSFERS OF INDIRECT COSTS			0.00	0.00	0.0%
TOTAL, EXPENDITURES			2,038,233.70	1,997,595.00	-2.0%

Description	Resource Codes	Object Codes	2019-20 Unaudited Actuals	2020-21 Budget	Percent Difference
INTERFUND TRANSFERS					
INTERFUND TRANSFERS IN					
From: General Fund		8916	406,902.15	300,000.00	-26.3%
Other Authorized Interfund Transfers In		8919	0.00	0.00	0.0%
(a) TOTAL, INTERFUND TRANSFERS IN			406,902.15	300,000.00	-26.3%
INTERFUND TRANSFERS OUT					
Other Authorized Interfund Transfers Out		7619	0.00	0.00	0.0%
(b) TOTAL, INTERFUND TRANSFERS OUT			0.00	0.00	0.0%
OTHER SOURCES/USES					
SOURCES					
Other Sources					
Transfers from Funds of Lapsed/Reorganized LEAs		8965	0.00	0.00	0.0%
Long-Term Debt Proceeds					
Proceeds from Capital Leases		8972	0.00	0.00	0.0%
All Other Financing Sources		8979	0.00	0.00	0.0%
(c) TOTAL, SOURCES			0.00	0.00	0.0%
USES					
Transfers of Funds from Lapsed/Reorganized LEAs		7651	0.00	0.00	0.0%
All Other Financing Uses		7699	0.00	0.00	0.0%
(d) TOTAL, USES			0.00	0.00	0.0%
CONTRIBUTIONS					
Contributions from Unrestricted Revenues		8980	0.00	0.00	0.0%
Contributions from Restricted Revenues		8990	0.00	0.00	0.0%
(e) TOTAL, CONTRIBUTIONS			0.00	0.00	0.0%
TOTAL, OTHER FINANCING SOURCES/USES (a - b + c - d + e)			406,902.15	300,000.00	-26.3%

Description	Function Codes	Object Codes	2019-20 Unaudited Actuals	2020-21 Budget	Percent Difference
A. REVENUES					
1) LCFF Sources		8010-8099	0.00	0.00	0.0%
2) Federal Revenue		8100-8299	964,531.16	1,027,000.00	6.5%
3) Other State Revenue		8300-8599	69,643.07	75,000.00	7.7%
4) Other Local Revenue		8600-8799	622,155.10	667,600.00	7.3%
5) TOTAL, REVENUES			1,656,329.33	1,769,600.00	6.8%
B. EXPENDITURES (Objects 1000-7999)					
1) Instruction	1000-1999		0.00	0.00	0.0%
2) Instruction - Related Services	2000-2999		0.00	0.00	0.0%
3) Pupil Services	3000-3999		2,038,233.70	1,997,595.00	-2.0%
4) Ancillary Services	4000-4999		0.00	0.00	0.0%
5) Community Services	5000-5999		0.00	0.00	0.0%
6) Enterprise	6000-6999		0.00	0.00	0.0%
7) General Administration	7000-7999		0.00	0.00	0.0%
8) Plant Services	8000-8999		0.00	0.00	0.0%
9) Other Outgo	9000-9999	Except 7600-7699	0.00	0.00	0.0%
10) TOTAL, EXPENDITURES			2,038,233.70	1,997,595.00	-2.0%
C. EXCESS (DEFICIENCY) OF REVENUES OVER EXPENDITURES BEFORE OTHER FINANCING SOURCES AND USES (A5 - B10)			(381,904.37)	(227,995.00)	-40.3%
D. OTHER FINANCING SOURCES/USES					
1) Interfund Transfers					
a) Transfers In		8900-8929	406,902.15	300,000.00	-26.3%
b) Transfers Out		7600-7629	0.00	0.00	0.0%
2) Other Sources/Uses					
a) Sources		8930-8979	0.00	0.00	0.0%
b) Uses		7630-7699	0.00	0.00	0.0%
3) Contributions		8980-8999	0.00	0.00	0.0%
4) TOTAL, OTHER FINANCING SOURCES/USES			406,902.15	300,000.00	-26.3%

Description	Function Codes	Object Codes	2019-20 Unaudited Actuals	2020-21 Budget	Percent Difference
E. NET INCREASE (DECREASE) IN FUND BALANCE (C + D4)			24,997.78	72,005.00	188.0%
F. FUND BALANCE, RESERVES					
1) Beginning Fund Balance					
a) As of July 1 - Unaudited		9791	32,628.20	57,625.98	76.6%
b) Audit Adjustments		9793	0.00	0.00	0.0%
c) As of July 1 - Audited (F1a + F1b)			32,628.20	57,625.98	76.6%
d) Other Restatements		9795	0.00	0.00	0.0%
e) Adjusted Beginning Balance (F1c + F1d)			32,628.20	57,625.98	76.6%
2) Ending Balance, June 30 (E + F1e)			57,625.98	129,630.98	125.0%
Components of Ending Fund Balance					
a) Nonspendable					
Revolving Cash		9711	0.00	0.00	0.0%
Stores		9712	39,170.13	0.00	-100.0%
Prepaid Items		9713	0.00	0.00	0.0%
All Others		9719	0.00	0.00	0.0%
b) Restricted		9740	18,455.85	129,630.98	602.4%
c) Committed					
Stabilization Arrangements		9750	0.00	0.00	0.0%
Other Commitments (by Resource/Object)		9760	0.00	0.00	0.0%
d) Assigned					
Other Assignments (by Resource/Object)		9780	0.00	0.00	0.0%
e) Unassigned/Unappropriated					
Reserve for Economic Uncertainties		9789	0.00	0.00	0.0%
Unassigned/Unappropriated Amount		9790	0.00	0.00	0.0%

Resource	Description	2019-20 Unaudited Actuals	2020-21 Budget
5310	Child Nutrition: School Programs (e.g., School Lunch, School	0.00	111,175.13
9010	Other Restricted Local	18,455.85	18,455.85
Total, Restricted Balance		18,455.85	129,630.98

Description	Resource Codes	Object Codes	2019-20 Unaudited Actuals	2020-21 Budget	Percent Difference
A. REVENUES					
1) LCFF Sources		8010-8099	0.00	0.00	0.0%
2) Federal Revenue		8100-8299	0.00	0.00	0.0%
3) Other State Revenue		8300-8599	0.00	0.00	0.0%
4) Other Local Revenue		8600-8799	6,502.73	0.00	-100.0%
5) TOTAL, REVENUES			6,502.73	0.00	-100.0%
B. EXPENDITURES					
1) Certificated Salaries		1000-1999	0.00	0.00	0.0%
2) Classified Salaries		2000-2999	0.00	0.00	0.0%
3) Employee Benefits		3000-3999	0.00	0.00	0.0%
4) Books and Supplies		4000-4999	0.00	0.00	0.0%
5) Services and Other Operating Expenditures		5000-5999	21,635.50	59,954.00	177.1%
6) Capital Outlay		6000-6999	39,177.00	0.00	-100.0%
7) Other Outgo (excluding Transfers of Indirect Costs)		7100-7299, 7400-7499	0.00	0.00	0.0%
8) Other Outgo - Transfers of Indirect Costs		7300-7399	0.00	0.00	0.0%
9) TOTAL, EXPENDITURES			60,812.50	59,954.00	-1.4%
C. EXCESS (DEFICIENCY) OF REVENUES OVER EXPENDITURES BEFORE OTHER FINANCING SOURCES AND USES (A5 - B9)			(54,309.77)	(59,954.00)	10.4%
D. OTHER FINANCING SOURCES/USES					
1) Interfund Transfers					
a) Transfers In		8900-8929	0.00	0.00	0.0%
b) Transfers Out		7600-7629	0.00	0.00	0.0%
2) Other Sources/Uses					
a) Sources		8930-8979	0.00	0.00	0.0%
b) Uses		7630-7699	0.00	0.00	0.0%
3) Contributions		8980-8999	0.00	0.00	0.0%
4) TOTAL, OTHER FINANCING SOURCES/USES			0.00	0.00	0.0%

Description	Resource Codes	Object Codes	2019-20 Unaudited Actuals	2020-21 Budget	Percent Difference
E. NET INCREASE (DECREASE) IN FUND BALANCE (C + D4)			(54,309.77)	(59,954.00)	10.4%
F. FUND BALANCE, RESERVES					
1) Beginning Fund Balance					
a) As of July 1 - Unaudited		9791	323,958.52	269,648.75	-16.8%
b) Audit Adjustments		9793	0.00	0.00	0.0%
c) As of July 1 - Audited (F1a + F1b)			323,958.52	269,648.75	-16.8%
d) Other Restatements		9795	0.00	0.00	0.0%
e) Adjusted Beginning Balance (F1c + F1d)			323,958.52	269,648.75	-16.8%
2) Ending Balance, June 30 (E + F1e)			269,648.75	209,694.75	-22.2%
Components of Ending Fund Balance					
a) Nonspendable					
Revolving Cash		9711	0.00	0.00	0.0%
Stores		9712	0.00	0.00	0.0%
Prepaid Items		9713	0.00	0.00	0.0%
All Others		9719	0.00	0.00	0.0%
b) Restricted		9740	0.00	0.00	0.0%
c) Committed					
Stabilization Arrangements		9750	0.00	0.00	0.0%
Other Commitments		9760	0.00	0.00	0.0%
d) Assigned					
Other Assignments		9780	269,648.75	209,694.75	-22.2%
e) Unassigned/Unappropriated					
Reserve for Economic Uncertainties		9789	0.00	0.00	0.0%
Unassigned/Unappropriated Amount		9790	0.00	0.00	0.0%

Description	Resource Codes	Object Codes	2019-20 Unaudited Actuals	2020-21 Budget	Percent Difference
G. ASSETS					
1) Cash					
a) in County Treasury		9110	269,648.75		
1) Fair Value Adjustment to Cash in County Treasury		9111	0.00		
b) in Banks		9120	0.00		
c) in Revolving Cash Account		9130	0.00		
d) with Fiscal Agent/Trustee		9135	0.00		
e) Collections Awaiting Deposit		9140	0.00		
2) Investments		9150	0.00		
3) Accounts Receivable		9200	0.00		
4) Due from Grantor Government		9290	0.00		
5) Due from Other Funds		9310	0.00		
6) Stores		9320	0.00		
7) Prepaid Expenditures		9330	0.00		
8) Other Current Assets		9340	0.00		
9) TOTAL, ASSETS			269,648.75		
H. DEFERRED OUTFLOWS OF RESOURCES					
1) Deferred Outflows of Resources		9490	0.00		
2) TOTAL, DEFERRED OUTFLOWS			0.00		
I. LIABILITIES					
1) Accounts Payable		9500	0.00		
2) Due to Grantor Governments		9590	0.00		
3) Due to Other Funds		9610	0.00		
4) Current Loans		9640			
5) Unearned Revenue		9650	0.00		
6) TOTAL, LIABILITIES			0.00		
J. DEFERRED INFLOWS OF RESOURCES					
1) Deferred Inflows of Resources		9690	0.00		
2) TOTAL, DEFERRED INFLOWS			0.00		
K. FUND EQUITY					
Ending Fund Balance, June 30 (must agree with line F2) (G9 + H2) - (I6 + J2)			269,648.75		

Description	Resource Codes	Object Codes	2019-20 Unaudited Actuals	2020-21 Budget	Percent Difference
LCFF SOURCES					
LCFF Transfers					
LCFF Transfers - Current Year		8091	0.00	0.00	0.0%
LCFF/Revenue Limit Transfers - Prior Years		8099	0.00	0.00	0.0%
TOTAL, LCFF SOURCES			0.00	0.00	0.0%
OTHER STATE REVENUE					
All Other State Revenue		8590	0.00	0.00	0.0%
TOTAL, OTHER STATE REVENUE			0.00	0.00	0.0%
OTHER LOCAL REVENUE					
Other Local Revenue					
Community Redevelopment Funds Not Subject to LCFF Deduction		8625	0.00	0.00	0.0%
Sales					
Sale of Equipment/Supplies		8631	0.00	0.00	0.0%
Interest		8660	6,502.73	0.00	-100.0%
Net Increase (Decrease) in the Fair Value of Investments		8662	0.00	0.00	0.0%
Other Local Revenue					
All Other Local Revenue		8699	0.00	0.00	0.0%
All Other Transfers In from All Others		8799	0.00	0.00	0.0%
TOTAL, OTHER LOCAL REVENUE			6,502.73	0.00	-100.0%
TOTAL, REVENUES			6,502.73	0.00	-100.0%

Description	Resource Codes	Object Codes	2019-20 Unaudited Actuals	2020-21 Budget	Percent Difference
CLASSIFIED SALARIES					
Classified Support Salaries		2200	0.00	0.00	0.0%
Other Classified Salaries		2900	0.00	0.00	0.0%
TOTAL, CLASSIFIED SALARIES			0.00	0.00	0.0%
EMPLOYEE BENEFITS					
STRS		3101-3102	0.00	0.00	0.0%
PERS		3201-3202	0.00	0.00	0.0%
OASDI/Medicare/Alternative		3301-3302	0.00	0.00	0.0%
Health and Welfare Benefits		3401-3402	0.00	0.00	0.0%
Unemployment Insurance		3501-3502	0.00	0.00	0.0%
Workers' Compensation		3601-3602	0.00	0.00	0.0%
OPEB, Allocated		3701-3702	0.00	0.00	0.0%
OPEB, Active Employees		3751-3752	0.00	0.00	0.0%
Other Employee Benefits		3901-3902	0.00	0.00	0.0%
TOTAL, EMPLOYEE BENEFITS			0.00	0.00	0.0%
BOOKS AND SUPPLIES					
Books and Other Reference Materials		4200	0.00	0.00	0.0%
Materials and Supplies		4300	0.00	0.00	0.0%
Noncapitalized Equipment		4400	0.00	0.00	0.0%
TOTAL, BOOKS AND SUPPLIES			0.00	0.00	0.0%

Description	Resource Codes	Object Codes	2019-20 Unaudited Actuals	2020-21 Budget	Percent Difference
SERVICES AND OTHER OPERATING EXPENDITURES					
Subagreements for Services		5100	0.00	0.00	0.0%
Travel and Conferences		5200	0.00	0.00	0.0%
Rentals, Leases, Repairs, and Noncapitalized Improvements		5600	21,635.50	35,004.00	61.8%
Transfers of Direct Costs		5710	0.00	0.00	0.0%
Transfers of Direct Costs - Interfund		5750	0.00	0.00	0.0%
Professional/Consulting Services and Operating Expenditures		5800	0.00	24,950.00	New
TOTAL, SERVICES AND OTHER OPERATING EXPENDITURES			21,635.50	59,954.00	177.1%
CAPITAL OUTLAY					
Land Improvements		6170	0.00	0.00	0.0%
Buildings and Improvements of Buildings		6200	24,500.00	0.00	-100.0%
Equipment		6400	0.00	0.00	0.0%
Equipment Replacement		6500	14,677.00	0.00	-100.0%
TOTAL, CAPITAL OUTLAY			39,177.00	0.00	-100.0%
OTHER OUTGO (excluding Transfers of Indirect Costs)					
Debt Service					
Debt Service - Interest		7438	0.00	0.00	0.0%
Other Debt Service - Principal		7439	0.00	0.00	0.0%
TOTAL, OTHER OUTGO (excluding Transfers of Indirect Costs)			0.00	0.00	0.0%
TOTAL, EXPENDITURES			60,812.50	59,954.00	-1.4%

Description	Resource Codes	Object Codes	2019-20 Unaudited Actuals	2020-21 Budget	Percent Difference
INTERFUND TRANSFERS					
INTERFUND TRANSFERS IN					
Other Authorized Interfund Transfers In		8919	0.00	0.00	0.0%
(a) TOTAL, INTERFUND TRANSFERS IN			0.00	0.00	0.0%
INTERFUND TRANSFERS OUT					
Other Authorized Interfund Transfers Out		7619	0.00	0.00	0.0%
(b) TOTAL, INTERFUND TRANSFERS OUT			0.00	0.00	0.0%
OTHER SOURCES/USES					
SOURCES					
Other Sources					
Transfers from Funds of Lapsed/Reorganized LEAs		8965	0.00	0.00	0.0%
Long-Term Debt Proceeds					
Proceeds from Capital Leases		8972	0.00	0.00	0.0%
All Other Financing Sources		8979	0.00	0.00	0.0%
(c) TOTAL, SOURCES			0.00	0.00	0.0%
USES					
Transfers of Funds from Lapsed/Reorganized LEAs		7651	0.00	0.00	0.0%
All Other Financing Uses		7699	0.00	0.00	0.0%
(d) TOTAL, USES			0.00	0.00	0.0%
CONTRIBUTIONS					
Contributions from Unrestricted Revenues		8980	0.00	0.00	0.0%
Contributions from Restricted Revenues		8990	0.00	0.00	0.0%
(e) TOTAL, CONTRIBUTIONS			0.00	0.00	0.0%
TOTAL, OTHER FINANCING SOURCES/USES (a - b + c - d + e)			0.00	0.00	0.0%

Description	Function Codes	Object Codes	2019-20 Unaudited Actuals	2020-21 Budget	Percent Difference
A. REVENUES					
1) LCFF Sources		8010-8099	0.00	0.00	0.0%
2) Federal Revenue		8100-8299	0.00	0.00	0.0%
3) Other State Revenue		8300-8599	0.00	0.00	0.0%
4) Other Local Revenue		8600-8799	6,502.73	0.00	-100.0%
5) TOTAL, REVENUES			6,502.73	0.00	-100.0%
B. EXPENDITURES (Objects 1000-7999)					
1) Instruction	1000-1999		0.00	0.00	0.0%
2) Instruction - Related Services	2000-2999		0.00	0.00	0.0%
3) Pupil Services	3000-3999		0.00	0.00	0.0%
4) Ancillary Services	4000-4999		0.00	0.00	0.0%
5) Community Services	5000-5999		0.00	0.00	0.0%
6) Enterprise	6000-6999		0.00	0.00	0.0%
7) General Administration	7000-7999		0.00	0.00	0.0%
8) Plant Services	8000-8999		60,812.50	59,954.00	-1.4%
9) Other Outgo	9000-9999	Except 7600-7699	0.00	0.00	0.0%
10) TOTAL, EXPENDITURES			60,812.50	59,954.00	-1.4%
C. EXCESS (DEFICIENCY) OF REVENUES OVER EXPENDITURES BEFORE OTHER FINANCING SOURCES AND USES (A5 - B10)			(54,309.77)	(59,954.00)	10.4%
D. OTHER FINANCING SOURCES/USES					
1) Interfund Transfers					
a) Transfers In		8900-8929	0.00	0.00	0.0%
b) Transfers Out		7600-7629	0.00	0.00	0.0%
2) Other Sources/Uses					
a) Sources		8930-8979	0.00	0.00	0.0%
b) Uses		7630-7699	0.00	0.00	0.0%
3) Contributions		8980-8999	0.00	0.00	0.0%
4) TOTAL, OTHER FINANCING SOURCES/USES			0.00	0.00	0.0%

Description	Function Codes	Object Codes	2019-20 Unaudited Actuals	2020-21 Budget	Percent Difference
E. NET INCREASE (DECREASE) IN FUND BALANCE (C + D4)			(54,309.77)	(59,954.00)	10.4%
F. FUND BALANCE, RESERVES					
1) Beginning Fund Balance					
a) As of July 1 - Unaudited		9791	323,958.52	269,648.75	-16.8%
b) Audit Adjustments		9793	0.00	0.00	0.0%
c) As of July 1 - Audited (F1a + F1b)			323,958.52	269,648.75	-16.8%
d) Other Restatements		9795	0.00	0.00	0.0%
e) Adjusted Beginning Balance (F1c + F1d)			323,958.52	269,648.75	-16.8%
2) Ending Balance, June 30 (E + F1e)			269,648.75	209,694.75	-22.2%
Components of Ending Fund Balance					
a) Nonspendable					
Revolving Cash		9711	0.00	0.00	0.0%
Stores		9712	0.00	0.00	0.0%
Prepaid Items		9713	0.00	0.00	0.0%
All Others		9719	0.00	0.00	0.0%
b) Restricted		9740	0.00	0.00	0.0%
c) Committed					
Stabilization Arrangements		9750	0.00	0.00	0.0%
Other Commitments (by Resource/Object)		9760	0.00	0.00	0.0%
d) Assigned					
Other Assignments (by Resource/Object)		9780	269,648.75	209,694.75	-22.2%
e) Unassigned/Unappropriated					
Reserve for Economic Uncertainties		9789	0.00	0.00	0.0%
Unassigned/Unappropriated Amount		9790	0.00	0.00	0.0%

Resource	Description	2019-20 Unaudited Actuals	2020-21 Budget
Total, Restricted Balance		0.00	0.00

Description	Resource Codes	Object Codes	2019-20 Unaudited Actuals	2020-21 Budget	Percent Difference
A. REVENUES					
1) LCFF Sources		8010-8099	0.00	0.00	0.0%
2) Federal Revenue		8100-8299	0.00	0.00	0.0%
3) Other State Revenue		8300-8599	0.00	0.00	0.0%
4) Other Local Revenue		8600-8799	192.24	200.00	4.0%
5) TOTAL, REVENUES			192.24	200.00	4.0%
B. EXPENDITURES					
1) Certificated Salaries		1000-1999	0.00	0.00	0.0%
2) Classified Salaries		2000-2999	0.00	0.00	0.0%
3) Employee Benefits		3000-3999	0.00	0.00	0.0%
4) Books and Supplies		4000-4999	0.00	0.00	0.0%
5) Services and Other Operating Expenditures		5000-5999	0.00	0.00	0.0%
6) Capital Outlay		6000-6999	0.00	0.00	0.0%
7) Other Outgo (excluding Transfers of Indirect Costs)		7100-7299, 7400-7499	0.00	0.00	0.0%
8) Other Outgo - Transfers of Indirect Costs		7300-7399	0.00	0.00	0.0%
9) TOTAL, EXPENDITURES			0.00	0.00	0.0%
C. EXCESS (DEFICIENCY) OF REVENUES OVER EXPENDITURES BEFORE OTHER FINANCING SOURCES AND USES (A5 - B9)			192.24	200.00	4.0%
D. OTHER FINANCING SOURCES/USES					
1) Interfund Transfers					
a) Transfers In		8900-8929	0.00	0.00	0.0%
b) Transfers Out		7600-7629	0.00	0.00	0.0%
2) Other Sources/Uses					
a) Sources		8930-8979	0.00	0.00	0.0%
b) Uses		7630-7699	0.00	0.00	0.0%
3) Contributions		8980-8999	0.00	0.00	0.0%
4) TOTAL, OTHER FINANCING SOURCES/USES			0.00	0.00	0.0%

Description	Resource Codes	Object Codes	2019-20 Unaudited Actuals	2020-21 Budget	Percent Difference
E. NET INCREASE (DECREASE) IN FUND BALANCE (C + D4)			192.24	200.00	4.0%
F. FUND BALANCE, RESERVES					
1) Beginning Fund Balance					
a) As of July 1 - Unaudited		9791	9,637.13	9,829.37	2.0%
b) Audit Adjustments		9793	0.00	0.00	0.0%
c) As of July 1 - Audited (F1a + F1b)			9,637.13	9,829.37	2.0%
d) Other Restatements		9795	0.00	0.00	0.0%
e) Adjusted Beginning Balance (F1c + F1d)			9,637.13	9,829.37	2.0%
2) Ending Balance, June 30 (E + F1e)			9,829.37	10,029.37	2.0%
Components of Ending Fund Balance					
a) Nonspendable					
Revolving Cash		9711	0.00	0.00	0.0%
Stores		9712	0.00	0.00	0.0%
Prepaid Items		9713	0.00	0.00	0.0%
All Others		9719	0.00	0.00	0.0%
b) Restricted		9740	0.00	0.00	0.0%
c) Committed					
Stabilization Arrangements		9750	0.00	0.00	0.0%
Other Commitments		9760	0.00	0.00	0.0%
d) Assigned					
Other Assignments		9780	9,829.37	10,029.37	2.0%
e) Unassigned/Unappropriated					
Reserve for Economic Uncertainties		9789	0.00	0.00	0.0%
Unassigned/Unappropriated Amount		9790	0.00	0.00	0.0%

Description	Resource Codes	Object Codes	2019-20 Unaudited Actuals	2020-21 Budget	Percent Difference
G. ASSETS					
1) Cash					
a) in County Treasury		9110	9,829.37		
1) Fair Value Adjustment to Cash in County Treasury		9111	0.00		
b) in Banks		9120	0.00		
c) in Revolving Cash Account		9130	0.00		
d) with Fiscal Agent/Trustee		9135	0.00		
e) Collections Awaiting Deposit		9140	0.00		
2) Investments		9150	0.00		
3) Accounts Receivable		9200	0.00		
4) Due from Grantor Government		9290	0.00		
5) Due from Other Funds		9310	0.00		
6) Stores		9320	0.00		
7) Prepaid Expenditures		9330	0.00		
8) Other Current Assets		9340	0.00		
9) TOTAL, ASSETS			9,829.37		
H. DEFERRED OUTFLOWS OF RESOURCES					
1) Deferred Outflows of Resources		9490	0.00		
2) TOTAL, DEFERRED OUTFLOWS			0.00		
I. LIABILITIES					
1) Accounts Payable		9500	0.00		
2) Due to Grantor Governments		9590	0.00		
3) Due to Other Funds		9610	0.00		
4) Current Loans		9640			
5) Unearned Revenue		9650	0.00		
6) TOTAL, LIABILITIES			0.00		
J. DEFERRED INFLOWS OF RESOURCES					
1) Deferred Inflows of Resources		9690	0.00		
2) TOTAL, DEFERRED INFLOWS			0.00		
K. FUND EQUITY					
Ending Fund Balance, June 30 (must agree with line F2) (G9 + H2) - (I6 + J2)			9,829.37		

Description	Resource Codes	Object Codes	2019-20 Unaudited Actuals	2020-21 Budget	Percent Difference
OTHER LOCAL REVENUE					
Other Local Revenue					
Interest		8660	192.24	200.00	4.0%
Net Increase (Decrease) in the Fair Value of Investments		8662	0.00	0.00	0.0%
TOTAL, OTHER LOCAL REVENUE			192.24	200.00	4.0%
TOTAL, REVENUES			192.24	200.00	4.0%

Description	Resource Codes	Object Codes	2019-20 Unaudited Actuals	2020-21 Budget	Percent Difference
INTERFUND TRANSFERS					
INTERFUND TRANSFERS IN					
From: General Fund/CSSF		8912	0.00	0.00	0.0%
Other Authorized Interfund Transfers In		8919	0.00	0.00	0.0%
(a) TOTAL, INTERFUND TRANSFERS IN			0.00	0.00	0.0%
INTERFUND TRANSFERS OUT					
To: General Fund/CSSF		7612	0.00	0.00	0.0%
To: State School Building Fund/ County School Facilities Fund		7613	0.00	0.00	0.0%
Other Authorized Interfund Transfers Out		7619	0.00	0.00	0.0%
(b) TOTAL, INTERFUND TRANSFERS OUT			0.00	0.00	0.0%
OTHER SOURCES/USES					
SOURCES					
Other Sources					
Transfers from Funds of Lapsed/Reorganized LEAs		8965	0.00	0.00	0.0%
(c) TOTAL, SOURCES			0.00	0.00	0.0%
USES					
Transfers of Funds from Lapsed/Reorganized LEAs		7651	0.00	0.00	0.0%
(d) TOTAL, USES			0.00	0.00	0.0%
CONTRIBUTIONS					
Contributions from Restricted Revenues		8990	0.00	0.00	0.0%
(e) TOTAL, CONTRIBUTIONS			0.00	0.00	0.0%
TOTAL, OTHER FINANCING SOURCES/USES (a - b + c - d + e)			0.00	0.00	0.0%

Description	Function Codes	Object Codes	2019-20 Unaudited Actuals	2020-21 Budget	Percent Difference
A. REVENUES					
1) LCFF Sources		8010-8099	0.00	0.00	0.0%
2) Federal Revenue		8100-8299	0.00	0.00	0.0%
3) Other State Revenue		8300-8599	0.00	0.00	0.0%
4) Other Local Revenue		8600-8799	192.24	200.00	4.0%
5) TOTAL, REVENUES			192.24	200.00	4.0%
B. EXPENDITURES (Objects 1000-7999)					
1) Instruction	1000-1999		0.00	0.00	0.0%
2) Instruction - Related Services	2000-2999		0.00	0.00	0.0%
3) Pupil Services	3000-3999		0.00	0.00	0.0%
4) Ancillary Services	4000-4999		0.00	0.00	0.0%
5) Community Services	5000-5999		0.00	0.00	0.0%
6) Enterprise	6000-6999		0.00	0.00	0.0%
7) General Administration	7000-7999		0.00	0.00	0.0%
8) Plant Services	8000-8999		0.00	0.00	0.0%
9) Other Outgo	9000-9999	Except 7600-7699	0.00	0.00	0.0%
10) TOTAL, EXPENDITURES			0.00	0.00	0.0%
C. EXCESS (DEFICIENCY) OF REVENUES OVER EXPENDITURES BEFORE OTHER FINANCING SOURCES AND USES (A5 - B10)			192.24	200.00	4.0%
D. OTHER FINANCING SOURCES/USES					
1) Interfund Transfers					
a) Transfers In		8900-8929	0.00	0.00	0.0%
b) Transfers Out		7600-7629	0.00	0.00	0.0%
2) Other Sources/Uses					
a) Sources		8930-8979	0.00	0.00	0.0%
b) Uses		7630-7699	0.00	0.00	0.0%
3) Contributions		8980-8999	0.00	0.00	0.0%
4) TOTAL, OTHER FINANCING SOURCES/USES			0.00	0.00	0.0%

Description	Function Codes	Object Codes	2019-20 Unaudited Actuals	2020-21 Budget	Percent Difference
E. NET INCREASE (DECREASE) IN FUND BALANCE (C + D4)			192.24	200.00	4.0%
F. FUND BALANCE, RESERVES					
1) Beginning Fund Balance					
a) As of July 1 - Unaudited		9791	9,637.13	9,829.37	2.0%
b) Audit Adjustments		9793	0.00	0.00	0.0%
c) As of July 1 - Audited (F1a + F1b)			9,637.13	9,829.37	2.0%
d) Other Restatements		9795	0.00	0.00	0.0%
e) Adjusted Beginning Balance (F1c + F1d)			9,637.13	9,829.37	2.0%
2) Ending Balance, June 30 (E + F1e)			9,829.37	10,029.37	2.0%
Components of Ending Fund Balance					
a) Nonspendable					
Revolving Cash		9711	0.00	0.00	0.0%
Stores		9712	0.00	0.00	0.0%
Prepaid Items		9713	0.00	0.00	0.0%
All Others		9719	0.00	0.00	0.0%
b) Restricted		9740	0.00	0.00	0.0%
c) Committed					
Stabilization Arrangements		9750	0.00	0.00	0.0%
Other Commitments (by Resource/Object)		9760	0.00	0.00	0.0%
d) Assigned					
Other Assignments (by Resource/Object)		9780	9,829.37	10,029.37	2.0%
e) Unassigned/Unappropriated					
Reserve for Economic Uncertainties		9789	0.00	0.00	0.0%
Unassigned/Unappropriated Amount		9790	0.00	0.00	0.0%

Resource	Description	2019-20 Unaudited Actuals	2020-21 Budget
	Total, Restricted Balance	0.00	0.00

Description	Resource Codes	Object Codes	2019-20 Unaudited Actuals	2020-21 Budget	Percent Difference
A. REVENUES					
1) LCFF Sources		8010-8099	0.00	0.00	0.0%
2) Federal Revenue		8100-8299	0.00	0.00	0.0%
3) Other State Revenue		8300-8599	0.00	0.00	0.0%
4) Other Local Revenue		8600-8799	6,510,962.61	5,056,684.00	-22.3%
5) TOTAL, REVENUES			6,510,962.61	5,056,684.00	-22.3%
B. EXPENDITURES					
1) Certificated Salaries		1000-1999	0.00	0.00	0.0%
2) Classified Salaries		2000-2999	146,763.78	140,404.00	-4.3%
3) Employee Benefits		3000-3999	68,582.61	71,891.00	4.8%
4) Books and Supplies		4000-4999	162,333.85	213,290.00	31.4%
5) Services and Other Operating Expenditures		5000-5999	457,509.23	12,500.00	-97.3%
6) Capital Outlay		6000-6999	38,157,376.65	51,909,433.00	36.0%
7) Other Outgo (excluding Transfers of Indirect Costs)		7100-7299, 7400-7499	399,136.02	212,251.00	-46.8%
8) Other Outgo - Transfers of Indirect Costs		7300-7399	0.00	0.00	0.0%
9) TOTAL, EXPENDITURES			39,391,702.14	52,559,769.00	33.4%
C. EXCESS (DEFICIENCY) OF REVENUES OVER EXPENDITURES BEFORE OTHER FINANCING SOURCES AND USES (A5 - B9)			(32,880,739.53)	(47,503,085.00)	44.5%
D. OTHER FINANCING SOURCES/USES					
1) Interfund Transfers					
a) Transfers In		8900-8929	0.00	0.00	0.0%
b) Transfers Out		7600-7629	2,711,579.00	2,500,000.00	-7.8%
2) Other Sources/Uses					
a) Sources		8930-8979	62,965,066.16	62,400,000.00	-0.9%
b) Uses		7630-7699	0.00	0.00	0.0%
3) Contributions		8980-8999	0.00	0.00	0.0%
4) TOTAL, OTHER FINANCING SOURCES/USES			60,253,487.16	59,900,000.00	-0.6%

Description	Resource Codes	Object Codes	2019-20 Unaudited Actuals	2020-21 Budget	Percent Difference
E. NET INCREASE (DECREASE) IN FUND BALANCE (C + D4)			27,372,747.63	12,396,915.00	-54.7%
F. FUND BALANCE, RESERVES					
1) Beginning Fund Balance					
a) As of July 1 - Unaudited		9791	25,980,322.45	51,084,570.76	96.6%
b) Audit Adjustments		9793	(2,268,499.32)	0.00	-100.0%
c) As of July 1 - Audited (F1a + F1b)			23,711,823.13	51,084,570.76	115.4%
d) Other Restatements		9795	0.00	0.00	0.0%
e) Adjusted Beginning Balance (F1c + F1d)			23,711,823.13	51,084,570.76	115.4%
2) Ending Balance, June 30 (E + F1e)			51,084,570.76	63,481,485.76	24.3%
Components of Ending Fund Balance					
a) Nonspendable					
Revolving Cash		9711	0.00	0.00	0.0%
Stores		9712	0.00	0.00	0.0%
Prepaid Items		9713	0.00	0.00	0.0%
All Others		9719	0.00	0.00	0.0%
b) Restricted		9740	51,084,570.76	63,481,485.76	24.3%
c) Committed					
Stabilization Arrangements		9750	0.00	0.00	0.0%
Other Commitments		9760	0.00	0.00	0.0%
d) Assigned					
Other Assignments		9780	0.00	0.00	0.0%
e) Unassigned/Unappropriated					
Reserve for Economic Uncertainties		9789	0.00	0.00	0.0%
Unassigned/Unappropriated Amount		9790	0.00	0.00	0.0%

Description	Resource Codes	Object Codes	2019-20 Unaudited Actuals	2020-21 Budget	Percent Difference
G. ASSETS					
1) Cash					
a) in County Treasury		9110	52,768,495.21		
1) Fair Value Adjustment to Cash in County Treasury		9111	0.00		
b) in Banks		9120	0.00		
c) in Revolving Cash Account		9130	0.00		
d) with Fiscal Agent/Trustee		9135	439,344.00		
e) Collections Awaiting Deposit		9140	0.00		
2) Investments		9150	0.00		
3) Accounts Receivable		9200	8,345.27		
4) Due from Grantor Government		9290	0.00		
5) Due from Other Funds		9310	1,870,800.25		
6) Stores		9320	0.00		
7) Prepaid Expenditures		9330	0.00		
8) Other Current Assets		9340	0.00		
9) TOTAL, ASSETS			55,086,984.73		
H. DEFERRED OUTFLOWS OF RESOURCES					
1) Deferred Outflows of Resources		9490	0.00		
2) TOTAL, DEFERRED OUTFLOWS			0.00		
I. LIABILITIES					
1) Accounts Payable		9500	3,990,777.97		
2) Due to Grantor Governments		9590	0.00		
3) Due to Other Funds		9610	11,636.00		
4) Current Loans		9640	0.00		
5) Unearned Revenue		9650	0.00		
6) TOTAL, LIABILITIES			4,002,413.97		
J. DEFERRED INFLOWS OF RESOURCES					
1) Deferred Inflows of Resources		9690	0.00		
2) TOTAL, DEFERRED INFLOWS			0.00		
K. FUND EQUITY					
Ending Fund Balance, June 30 (must agree with line F2) (G9 + H2) - (I6 + J2)			51,084,570.76		

Description	Resource Codes	Object Codes	2019-20 Unaudited Actuals	2020-21 Budget	Percent Difference
FEDERAL REVENUE					
FEMA		8281	0.00	0.00	0.0%
All Other Federal Revenue		8290	0.00	0.00	0.0%
TOTAL, FEDERAL REVENUE			0.00	0.00	0.0%
OTHER STATE REVENUE					
Tax Relief Subventions Restricted Levies - Other					
Homeowners' Exemptions		8575	0.00	0.00	0.0%
Other Subventions/In-Lieu Taxes		8576	0.00	0.00	0.0%
All Other State Revenue		8590	0.00	0.00	0.0%
TOTAL, OTHER STATE REVENUE			0.00	0.00	0.0%
OTHER LOCAL REVENUE					
Other Local Revenue					
County and District Taxes					
Other Restricted Levies					
Secured Roll		8615	0.00	0.00	0.0%
Unsecured Roll		8616	0.00	0.00	0.0%
Prior Years' Taxes		8617	0.00	0.00	0.0%
Supplemental Taxes		8618	0.00	0.00	0.0%
Non-Ad Valorem Taxes					
Parcel Taxes		8621	0.00	0.00	0.0%
Other		8622	0.00	0.00	0.0%
Community Redevelopment Funds Not Subject to LCFF Deduction		8625	4,327,673.74	4,213,908.00	-2.6%
Penalties and Interest from Delinquent Non-LCFF Taxes		8629	0.00	0.00	0.0%
Sales					
Sale of Equipment/Supplies		8631	0.00	0.00	0.0%
Leases and Rentals		8650	0.00	0.00	0.0%
Interest		8660	1,334,392.05	842,776.00	-36.8%
Net Increase (Decrease) in the Fair Value of Investments		8662	0.00	0.00	0.0%
Other Local Revenue					
All Other Local Revenue		8699	848,896.82	0.00	-100.0%
All Other Transfers In from All Others		8799	0.00	0.00	0.0%
TOTAL, OTHER LOCAL REVENUE			6,510,962.61	5,056,684.00	-22.3%
TOTAL, REVENUES			6,510,962.61	5,056,684.00	-22.3%

Description	Resource Codes	Object Codes	2019-20 Unaudited Actuals	2020-21 Budget	Percent Difference
CLASSIFIED SALARIES					
Classified Support Salaries		2200	5,060.16	0.00	-100.0%
Classified Supervisors' and Administrators' Salaries		2300	99,431.76	100,958.00	1.5%
Clerical, Technical and Office Salaries		2400	42,271.86	39,446.00	-6.7%
Other Classified Salaries		2900	0.00	0.00	0.0%
TOTAL, CLASSIFIED SALARIES			146,763.78	140,404.00	-4.3%
EMPLOYEE BENEFITS					
STRS		3101-3102	0.00	0.00	0.0%
PERS		3201-3202	27,239.38	29,063.00	6.7%
OASDI/Medicare/Alternative		3301-3302	10,495.55	10,741.00	2.3%
Health and Welfare Benefits		3401-3402	28,204.54	29,242.00	3.7%
Unemployment Insurance		3501-3502	0.00	70.00	New
Workers' Compensation		3601-3602	2,643.14	2,775.00	5.0%
OPEB, Allocated		3701-3702	0.00	0.00	0.0%
OPEB, Active Employees		3751-3752	0.00	0.00	0.0%
Other Employee Benefits		3901-3902	0.00	0.00	0.0%
TOTAL, EMPLOYEE BENEFITS			68,582.61	71,891.00	4.8%
BOOKS AND SUPPLIES					
Books and Other Reference Materials		4200	0.00	0.00	0.0%
Materials and Supplies		4300	68,741.27	0.00	-100.0%
Noncapitalized Equipment		4400	93,592.58	213,290.00	127.9%
TOTAL, BOOKS AND SUPPLIES			162,333.85	213,290.00	31.4%
SERVICES AND OTHER OPERATING EXPENDITURES					
Subagreements for Services		5100	0.00	0.00	0.0%
Travel and Conferences		5200	0.00	0.00	0.0%
Insurance		5400-5450	0.00	0.00	0.0%
Operations and Housekeeping Services		5500	0.00	0.00	0.0%
Rentals, Leases, Repairs, and Noncapitalized Improvements		5600	0.00	0.00	0.0%
Transfers of Direct Costs		5710	0.00	0.00	0.0%
Transfers of Direct Costs - Interfund		5750	0.00	0.00	0.0%

Description	Resource Codes	Object Codes	2019-20 Unaudited Actuals	2020-21 Budget	Percent Difference
Professional/Consulting Services and Operating Expenditures		5800	457,509.23	12,500.00	-97.3%
Communications		5900	0.00	0.00	0.0%
TOTAL, SERVICES AND OTHER OPERATING EXPENDITURES			457,509.23	12,500.00	-97.3%
CAPITAL OUTLAY					
Land		6100	2,600.00	0.00	-100.0%
Land Improvements		6170	11,819.41	0.00	-100.0%
Buildings and Improvements of Buildings		6200	36,802,746.01	48,815,605.00	32.6%
Books and Media for New School Libraries or Major Expansion of School Libraries		6300	0.00	0.00	0.0%
Equipment		6400	1,333,011.65	3,093,828.00	132.1%
Equipment Replacement		6500	7,199.58	0.00	-100.0%
TOTAL, CAPITAL OUTLAY			38,157,376.65	51,909,433.00	36.0%
OTHER OUTGO (excluding Transfers of Indirect Costs)					
Other Transfers Out					
All Other Transfers Out to All Others		7299	0.00	0.00	0.0%
Debt Service					
Repayment of State School Building Fund Aid - Proceeds from Bonds		7435	0.00	0.00	0.0%
Debt Service - Interest		7438	100,603.02	77,251.00	-23.2%
Other Debt Service - Principal		7439	298,533.00	135,000.00	-54.8%
TOTAL, OTHER OUTGO (excluding Transfers of Indirect Costs)			399,136.02	212,251.00	-46.8%
TOTAL, EXPENDITURES			39,391,702.14	52,559,769.00	33.4%

Description	Resource Codes	Object Codes	2019-20 Unaudited Actuals	2020-21 Budget	Percent Difference
INTERFUND TRANSFERS					
INTERFUND TRANSFERS IN					
Other Authorized Interfund Transfers In		8919	0.00	0.00	0.0%
(a) TOTAL, INTERFUND TRANSFERS IN			0.00	0.00	0.0%
INTERFUND TRANSFERS OUT					
To: State School Building Fund/ County School Facilities Fund		7613	0.00	0.00	0.0%
Other Authorized Interfund Transfers Out		7619	2,711,579.00	2,500,000.00	-7.8%
(b) TOTAL, INTERFUND TRANSFERS OUT			2,711,579.00	2,500,000.00	-7.8%

Description	Resource Codes	Object Codes	2019-20 Unaudited Actuals	2020-21 Budget	Percent Difference
OTHER SOURCES/USES					
SOURCES					
Proceeds					
Proceeds from Sale of Bonds		8951	62,400,000.00	62,400,000.00	0.0%
Proceeds from Disposal of Capital Assets		8953	0.00	0.00	0.0%
Other Sources					
County School Bldg Aid		8961	0.00	0.00	0.0%
Transfers from Funds of Lapsed/Reorganized LEAs		8965	0.00	0.00	0.0%
Long-Term Debt Proceeds					
Proceeds from Certificates of Participation		8971	101,975.46	0.00	-100.0%
Proceeds from Capital Leases		8972	0.00	0.00	0.0%
Proceeds from Lease Revenue Bonds		8973	0.00	0.00	0.0%
All Other Financing Sources		8979	463,090.70	0.00	-100.0%
(c) TOTAL, SOURCES			62,965,066.16	62,400,000.00	-0.9%
USES					
Transfers of Funds from Lapsed/Reorganized LEAs		7651	0.00	0.00	0.0%
All Other Financing Uses		7699	0.00	0.00	0.0%
(d) TOTAL, USES			0.00	0.00	0.0%
CONTRIBUTIONS					
Contributions from Unrestricted Revenues		8980	0.00	0.00	0.0%
Contributions from Restricted Revenues		8990	0.00	0.00	0.0%
(e) TOTAL, CONTRIBUTIONS			0.00	0.00	0.0%
TOTAL, OTHER FINANCING SOURCES/USES (a - b + c - d + e)			60,253,487.16	59,900,000.00	-0.6%

Description	Function Codes	Object Codes	2019-20 Unaudited Actuals	2020-21 Budget	Percent Difference
A. REVENUES					
1) LCFF Sources		8010-8099	0.00	0.00	0.0%
2) Federal Revenue		8100-8299	0.00	0.00	0.0%
3) Other State Revenue		8300-8599	0.00	0.00	0.0%
4) Other Local Revenue		8600-8799	6,510,962.61	5,056,684.00	-22.3%
5) TOTAL, REVENUES			6,510,962.61	5,056,684.00	-22.3%
B. EXPENDITURES (Objects 1000-7999)					
1) Instruction	1000-1999		0.00	0.00	0.0%
2) Instruction - Related Services	2000-2999		0.00	0.00	0.0%
3) Pupil Services	3000-3999		0.00	0.00	0.0%
4) Ancillary Services	4000-4999		0.00	0.00	0.0%
5) Community Services	5000-5999		0.00	0.00	0.0%
6) Enterprise	6000-6999		0.00	0.00	0.0%
7) General Administration	7000-7999		0.00	0.00	0.0%
8) Plant Services	8000-8999		38,546,692.89	52,347,518.00	35.8%
9) Other Outgo	9000-9999	Except 7600-7699	845,009.25	212,251.00	-74.9%
10) TOTAL, EXPENDITURES			39,391,702.14	52,559,769.00	33.4%
C. EXCESS (DEFICIENCY) OF REVENUES OVER EXPENDITURES BEFORE OTHER FINANCING SOURCES AND USES (A5 - B10)			(32,880,739.53)	(47,503,085.00)	44.5%
D. OTHER FINANCING SOURCES/USES					
1) Interfund Transfers					
a) Transfers In		8900-8929	0.00	0.00	0.0%
b) Transfers Out		7600-7629	2,711,579.00	2,500,000.00	-7.8%
2) Other Sources/Uses					
a) Sources		8930-8979	62,965,066.16	62,400,000.00	-0.9%
b) Uses		7630-7699	0.00	0.00	0.0%
3) Contributions		8980-8999	0.00	0.00	0.0%
4) TOTAL, OTHER FINANCING SOURCES/USES			60,253,487.16	59,900,000.00	-0.6%

Description	Function Codes	Object Codes	2019-20 Unaudited Actuals	2020-21 Budget	Percent Difference
E. NET INCREASE (DECREASE) IN FUND BALANCE (C + D4)			27,372,747.63	12,396,915.00	-54.7%
F. FUND BALANCE, RESERVES					
1) Beginning Fund Balance					
a) As of July 1 - Unaudited		9791	25,980,322.45	51,084,570.76	96.6%
b) Audit Adjustments		9793	(2,268,499.32)	0.00	-100.0%
c) As of July 1 - Audited (F1a + F1b)			23,711,823.13	51,084,570.76	115.4%
d) Other Restatements		9795	0.00	0.00	0.0%
e) Adjusted Beginning Balance (F1c + F1d)			23,711,823.13	51,084,570.76	115.4%
2) Ending Balance, June 30 (E + F1e)			51,084,570.76	63,481,485.76	24.3%
Components of Ending Fund Balance					
a) Nonspendable					
Revolving Cash		9711	0.00	0.00	0.0%
Stores		9712	0.00	0.00	0.0%
Prepaid Items		9713	0.00	0.00	0.0%
All Others		9719	0.00	0.00	0.0%
b) Restricted		9740	51,084,570.76	63,481,485.76	24.3%
c) Committed					
Stabilization Arrangements		9750	0.00	0.00	0.0%
Other Commitments (by Resource/Object)		9760	0.00	0.00	0.0%
d) Assigned					
Other Assignments (by Resource/Object)		9780	0.00	0.00	0.0%
e) Unassigned/Unappropriated					
Reserve for Economic Uncertainties		9789	0.00	0.00	0.0%
Unassigned/Unappropriated Amount		9790	0.00	0.00	0.0%

Resource	Description	2019-20 Unaudited Actuals	2020-21 Budget
9010	Other Restricted Local	51,084,570.76	63,481,485.76
Total, Restricted Balance		51,084,570.76	63,481,485.76

Description	Resource Codes	Object Codes	2019-20 Unaudited Actuals	2020-21 Budget	Percent Difference
A. REVENUES					
1) LCFF Sources		8010-8099	0.00	0.00	0.0%
2) Federal Revenue		8100-8299	0.00	0.00	0.0%
3) Other State Revenue		8300-8599	0.00	0.00	0.0%
4) Other Local Revenue		8600-8799	447,572.15	285,000.00	-36.3%
5) TOTAL, REVENUES			447,572.15	285,000.00	-36.3%
B. EXPENDITURES					
1) Certificated Salaries		1000-1999	0.00	0.00	0.0%
2) Classified Salaries		2000-2999	0.00	0.00	0.0%
3) Employee Benefits		3000-3999	0.00	0.00	0.0%
4) Books and Supplies		4000-4999	26,165.55	0.00	-100.0%
5) Services and Other Operating Expenditures		5000-5999	125,528.66	115,640.00	-7.9%
6) Capital Outlay		6000-6999	1,870,800.25	150,228.00	-92.0%
7) Other Outgo (excluding Transfers of Indirect Costs)		7100-7299, 7400-7499	0.00	0.00	0.0%
8) Other Outgo - Transfers of Indirect Costs		7300-7399	0.00	0.00	0.0%
9) TOTAL, EXPENDITURES			2,022,494.46	265,868.00	-86.9%
C. EXCESS (DEFICIENCY) OF REVENUES OVER EXPENDITURES BEFORE OTHER FINANCING SOURCES AND USES (A5 - B9)			(1,574,922.31)	19,132.00	-101.2%
D. OTHER FINANCING SOURCES/USES					
1) Interfund Transfers					
a) Transfers In		8900-8929	0.00	0.00	0.0%
b) Transfers Out		7600-7629	0.00	0.00	0.0%
2) Other Sources/Uses					
a) Sources		8930-8979	0.00	0.00	0.0%
b) Uses		7630-7699	0.00	0.00	0.0%
3) Contributions		8980-8999	0.00	0.00	0.0%
4) TOTAL, OTHER FINANCING SOURCES/USES			0.00	0.00	0.0%

Description	Resource Codes	Object Codes	2019-20 Unaudited Actuals	2020-21 Budget	Percent Difference
E. NET INCREASE (DECREASE) IN FUND BALANCE (C + D4)			(1,574,922.31)	19,132.00	-101.2%
F. FUND BALANCE, RESERVES					
1) Beginning Fund Balance					
a) As of July 1 - Unaudited		9791	2,045,792.39	470,870.08	-77.0%
b) Audit Adjustments		9793	0.00	0.00	0.0%
c) As of July 1 - Audited (F1a + F1b)			2,045,792.39	470,870.08	-77.0%
d) Other Restatements		9795	0.00	0.00	0.0%
e) Adjusted Beginning Balance (F1c + F1d)			2,045,792.39	470,870.08	-77.0%
2) Ending Balance, June 30 (E + F1e)			470,870.08	490,002.08	4.1%
Components of Ending Fund Balance					
a) Nonspendable					
Revolving Cash		9711	0.00	0.00	0.0%
Stores		9712	0.00	0.00	0.0%
Prepaid Items		9713	0.00	0.00	0.0%
All Others		9719	0.00	0.00	0.0%
b) Restricted		9740	320,641.29	490,001.29	52.8%
c) Committed					
Stabilization Arrangements		9750	0.00	0.00	0.0%
Other Commitments		9760	0.00	0.00	0.0%
d) Assigned					
Other Assignments		9780	150,228.79	0.79	-100.0%
e) Unassigned/Unappropriated					
Reserve for Economic Uncertainties		9789	0.00	0.00	0.0%
Unassigned/Unappropriated Amount		9790	0.00	0.00	0.0%

Description	Resource Codes	Object Codes	2019-20 Unaudited Actuals	2020-21 Budget	Percent Difference
G. ASSETS					
1) Cash					
a) in County Treasury		9110	2,266,475.76		
1) Fair Value Adjustment to Cash in County Treasury		9111	0.00		
b) in Banks		9120	0.00		
c) in Revolving Cash Account		9130	0.00		
d) with Fiscal Agent/Trustee		9135	0.00		
e) Collections Awaiting Deposit		9140	0.00		
2) Investments		9150	0.00		
3) Accounts Receivable		9200	75,194.57		
4) Due from Grantor Government		9290	0.00		
5) Due from Other Funds		9310	0.00		
6) Stores		9320	0.00		
7) Prepaid Expenditures		9330	0.00		
8) Other Current Assets		9340	0.00		
9) TOTAL, ASSETS			2,341,670.33		
H. DEFERRED OUTFLOWS OF RESOURCES					
1) Deferred Outflows of Resources		9490	0.00		
2) TOTAL, DEFERRED OUTFLOWS			0.00		
I. LIABILITIES					
1) Accounts Payable		9500	0.00		
2) Due to Grantor Governments		9590	0.00		
3) Due to Other Funds		9610	1,870,800.25		
4) Current Loans		9640	0.00		
5) Unearned Revenue		9650	0.00		
6) TOTAL, LIABILITIES			1,870,800.25		
J. DEFERRED INFLOWS OF RESOURCES					
1) Deferred Inflows of Resources		9690	0.00		
2) TOTAL, DEFERRED INFLOWS			0.00		
K. FUND EQUITY					
Ending Fund Balance, June 30 (must agree with line F2) (G9 + H2) - (I6 + J2)			470,870.08		

Description	Resource Codes	Object Codes	2019-20 Unaudited Actuals	2020-21 Budget	Percent Difference
OTHER STATE REVENUE					
Tax Relief Subventions Restricted Levies - Other					
Homeowners' Exemptions		8575	0.00	0.00	0.0%
Other Subventions/In-Lieu Taxes		8576	0.00	0.00	0.0%
All Other State Revenue		8590	0.00	0.00	0.0%
TOTAL, OTHER STATE REVENUE			0.00	0.00	0.0%
OTHER LOCAL REVENUE					
Other Local Revenue					
County and District Taxes					
Other Restricted Levies Secured Roll		8615	0.00	0.00	0.0%
Unsecured Roll		8616	0.00	0.00	0.0%
Prior Years' Taxes		8617	0.00	0.00	0.0%
Supplemental Taxes		8618	0.00	0.00	0.0%
Non-Ad Valorem Taxes Parcel Taxes		8621	0.00	0.00	0.0%
Other		8622	0.00	0.00	0.0%
Community Redevelopment Funds Not Subject to LCFF Deduction		8625	0.00	0.00	0.0%
Penalties and Interest from Delinquent Non-LCFF Taxes		8629	0.00	0.00	0.0%
Sales Sale of Equipment/Supplies		8631	0.00	0.00	0.0%
Interest		8660	41,778.39	35,000.00	-16.2%
Net Increase (Decrease) in the Fair Value of Investments		8662	0.00	0.00	0.0%
Fees and Contracts					
Mitigation/Developer Fees		8681	405,793.76	250,000.00	-38.4%
Other Local Revenue					
All Other Local Revenue		8699	0.00	0.00	0.0%
All Other Transfers In from All Others		8799	0.00	0.00	0.0%
TOTAL, OTHER LOCAL REVENUE			447,572.15	285,000.00	-36.3%
TOTAL, REVENUES			447,572.15	285,000.00	-36.3%

Description	Resource Codes	Object Codes	2019-20 Unaudited Actuals	2020-21 Budget	Percent Difference
CERTIFICATED SALARIES					
Other Certificated Salaries		1900	0.00	0.00	0.0%
TOTAL, CERTIFICATED SALARIES			0.00	0.00	0.0%
CLASSIFIED SALARIES					
Classified Support Salaries		2200	0.00	0.00	0.0%
Classified Supervisors' and Administrators' Salaries		2300	0.00	0.00	0.0%
Clerical, Technical and Office Salaries		2400	0.00	0.00	0.0%
Other Classified Salaries		2900	0.00	0.00	0.0%
TOTAL, CLASSIFIED SALARIES			0.00	0.00	0.0%
EMPLOYEE BENEFITS					
STRS		3101-3102	0.00	0.00	0.0%
PERS		3201-3202	0.00	0.00	0.0%
OASDI/Medicare/Alternative		3301-3302	0.00	0.00	0.0%
Health and Welfare Benefits		3401-3402	0.00	0.00	0.0%
Unemployment Insurance		3501-3502	0.00	0.00	0.0%
Workers' Compensation		3601-3602	0.00	0.00	0.0%
OPEB, Allocated		3701-3702	0.00	0.00	0.0%
OPEB, Active Employees		3751-3752	0.00	0.00	0.0%
Other Employee Benefits		3901-3902	0.00	0.00	0.0%
TOTAL, EMPLOYEE BENEFITS			0.00	0.00	0.0%
BOOKS AND SUPPLIES					
Approved Textbooks and Core Curricula Materials		4100	0.00	0.00	0.0%
Books and Other Reference Materials		4200	0.00	0.00	0.0%
Materials and Supplies		4300	24,915.62	0.00	-100.0%
Noncapitalized Equipment		4400	1,249.93	0.00	-100.0%
TOTAL, BOOKS AND SUPPLIES			26,165.55	0.00	-100.0%

Description	Resource Codes	Object Codes	2019-20 Unaudited Actuals	2020-21 Budget	Percent Difference
SERVICES AND OTHER OPERATING EXPENDITURES					
Subagreements for Services		5100	0.00	0.00	0.0%
Travel and Conferences		5200	0.00	0.00	0.0%
Insurance		5400-5450	0.00	0.00	0.0%
Operations and Housekeeping Services		5500	0.00	0.00	0.0%
Rentals, Leases, Repairs, and Noncapitalized Improvements		5600	104,940.00	104,940.00	0.0%
Transfers of Direct Costs		5710	0.00	0.00	0.0%
Transfers of Direct Costs - Interfund		5750	0.00	0.00	0.0%
Professional/Consulting Services and Operating Expenditures		5800	20,588.66	10,700.00	-48.0%
Communications		5900	0.00	0.00	0.0%
TOTAL, SERVICES AND OTHER OPERATING EXPENDITURES			125,528.66	115,640.00	-7.9%
CAPITAL OUTLAY					
Land		6100	0.00	0.00	0.0%
Land Improvements		6170	0.00	0.00	0.0%
Buildings and Improvements of Buildings		6200	953,745.39	0.00	-100.0%
Books and Media for New School Libraries or Major Expansion of School Libraries		6300	0.00	0.00	0.0%
Equipment		6400	917,054.86	150,228.00	-83.6%
Equipment Replacement		6500	0.00	0.00	0.0%
TOTAL, CAPITAL OUTLAY			1,870,800.25	150,228.00	-92.0%
OTHER OUTGO (excluding Transfers of Indirect Costs)					
Other Transfers Out					
All Other Transfers Out to All Others		7299	0.00	0.00	0.0%
Debt Service					
Debt Service - Interest		7438	0.00	0.00	0.0%
Other Debt Service - Principal		7439	0.00	0.00	0.0%
TOTAL, OTHER OUTGO (excluding Transfers of Indirect Costs)			0.00	0.00	0.0%
TOTAL, EXPENDITURES			2,022,494.46	265,868.00	-86.9%

Description	Resource Codes	Object Codes	2019-20 Unaudited Actuals	2020-21 Budget	Percent Difference
INTERFUND TRANSFERS					
INTERFUND TRANSFERS IN					
Other Authorized Interfund Transfers In		8919	0.00	0.00	0.0%
(a) TOTAL, INTERFUND TRANSFERS IN			0.00	0.00	0.0%
INTERFUND TRANSFERS OUT					
To: State School Building Fund/ County School Facilities Fund		7613	0.00	0.00	0.0%
Other Authorized Interfund Transfers Out		7619	0.00	0.00	0.0%
(b) TOTAL, INTERFUND TRANSFERS OUT			0.00	0.00	0.0%
OTHER SOURCES/USES					
SOURCES					
Proceeds					
Proceeds from Disposal of Capital Assets		8953	0.00	0.00	0.0%
Other Sources					
Transfers from Funds of Lapsed/Reorganized LEAs		8965	0.00	0.00	0.0%
Long-Term Debt Proceeds					
Proceeds from Certificates of Participation		8971	0.00	0.00	0.0%
Proceeds from Capital Leases		8972	0.00	0.00	0.0%
Proceeds from Lease Revenue Bonds		8973	0.00	0.00	0.0%
All Other Financing Sources		8979	0.00	0.00	0.0%
(c) TOTAL, SOURCES			0.00	0.00	0.0%
USES					
Transfers of Funds from Lapsed/Reorganized LEAs		7651	0.00	0.00	0.0%
All Other Financing Uses		7699	0.00	0.00	0.0%
(d) TOTAL, USES			0.00	0.00	0.0%
CONTRIBUTIONS					
Contributions from Unrestricted Revenues		8980	0.00	0.00	0.0%
Contributions from Restricted Revenues		8990	0.00	0.00	0.0%
(e) TOTAL, CONTRIBUTIONS			0.00	0.00	0.0%
TOTAL, OTHER FINANCING SOURCES/USES (a - b + c - d + e)			0.00	0.00	0.0%

Description	Function Codes	Object Codes	2019-20 Unaudited Actuals	2020-21 Budget	Percent Difference
A. REVENUES					
1) LCFF Sources		8010-8099	0.00	0.00	0.0%
2) Federal Revenue		8100-8299	0.00	0.00	0.0%
3) Other State Revenue		8300-8599	0.00	0.00	0.0%
4) Other Local Revenue		8600-8799	447,572.15	285,000.00	-36.3%
5) TOTAL, REVENUES			447,572.15	285,000.00	-36.3%
B. EXPENDITURES (Objects 1000-7999)					
1) Instruction	1000-1999		0.00	0.00	0.0%
2) Instruction - Related Services	2000-2999		0.00	0.00	0.0%
3) Pupil Services	3000-3999		0.00	0.00	0.0%
4) Ancillary Services	4000-4999		0.00	0.00	0.0%
5) Community Services	5000-5999		0.00	0.00	0.0%
6) Enterprise	6000-6999		0.00	0.00	0.0%
7) General Administration	7000-7999		46,754.21	10,700.00	-77.1%
8) Plant Services	8000-8999		1,975,740.25	255,168.00	-87.1%
9) Other Outgo	9000-9999	Except 7600-7699	0.00	0.00	0.0%
10) TOTAL, EXPENDITURES			2,022,494.46	265,868.00	-86.9%
C. EXCESS (DEFICIENCY) OF REVENUES OVER EXPENDITURES BEFORE OTHER FINANCING SOURCES AND USES (A5 - B10)			(1,574,922.31)	19,132.00	-101.2%
D. OTHER FINANCING SOURCES/USES					
1) Interfund Transfers					
a) Transfers In		8900-8929	0.00	0.00	0.0%
b) Transfers Out		7600-7629	0.00	0.00	0.0%
2) Other Sources/Uses					
a) Sources		8930-8979	0.00	0.00	0.0%
b) Uses		7630-7699	0.00	0.00	0.0%
3) Contributions		8980-8999	0.00	0.00	0.0%
4) TOTAL, OTHER FINANCING SOURCES/USES			0.00	0.00	0.0%

Description	Function Codes	Object Codes	2019-20 Unaudited Actuals	2020-21 Budget	Percent Difference
E. NET INCREASE (DECREASE) IN FUND BALANCE (C + D4)			(1,574,922.31)	19,132.00	-101.2%
F. FUND BALANCE, RESERVES					
1) Beginning Fund Balance					
a) As of July 1 - Unaudited		9791	2,045,792.39	470,870.08	-77.0%
b) Audit Adjustments		9793	0.00	0.00	0.0%
c) As of July 1 - Audited (F1a + F1b)			2,045,792.39	470,870.08	-77.0%
d) Other Restatements		9795	0.00	0.00	0.0%
e) Adjusted Beginning Balance (F1c + F1d)			2,045,792.39	470,870.08	-77.0%
2) Ending Balance, June 30 (E + F1e)			470,870.08	490,002.08	4.1%
Components of Ending Fund Balance					
a) Nonspendable					
Revolving Cash		9711	0.00	0.00	0.0%
Stores		9712	0.00	0.00	0.0%
Prepaid Items		9713	0.00	0.00	0.0%
All Others		9719	0.00	0.00	0.0%
b) Restricted		9740	320,641.29	490,001.29	52.8%
c) Committed					
Stabilization Arrangements		9750	0.00	0.00	0.0%
Other Commitments (by Resource/Object)		9760	0.00	0.00	0.0%
d) Assigned					
Other Assignments (by Resource/Object)		9780	150,228.79	0.79	-100.0%
e) Unassigned/Unappropriated					
Reserve for Economic Uncertainties		9789	0.00	0.00	0.0%
Unassigned/Unappropriated Amount		9790	0.00	0.00	0.0%

Resource	Description	2019-20 Unaudited Actuals	2020-21 Budget
9010	Other Restricted Local	320,641.29	490,001.29
Total, Restricted Balance		320,641.29	490,001.29

Description	Resource Codes	Object Codes	2019-20 Unaudited Actuals	2020-21 Budget	Percent Difference
A. REVENUES					
1) LCFF Sources		8010-8099	0.00	0.00	0.0%
2) Federal Revenue		8100-8299	0.00	0.00	0.0%
3) Other State Revenue		8300-8599	0.00	0.00	0.0%
4) Other Local Revenue		8600-8799	416.15	350.00	-15.9%
5) TOTAL, REVENUES			416.15	350.00	-15.9%
B. EXPENDITURES					
1) Certificated Salaries		1000-1999	0.00	0.00	0.0%
2) Classified Salaries		2000-2999	0.00	0.00	0.0%
3) Employee Benefits		3000-3999	0.00	0.00	0.0%
4) Books and Supplies		4000-4999	0.00	0.00	0.0%
5) Services and Other Operating Expenditures		5000-5999	0.00	0.00	0.0%
6) Capital Outlay		6000-6999	0.00	0.00	0.0%
7) Other Outgo (excluding Transfers of Indirect Costs)		7100-7299, 7400-7499	0.00	0.00	0.0%
8) Other Outgo - Transfers of Indirect Costs		7300-7399	0.00	0.00	0.0%
9) TOTAL, EXPENDITURES			0.00	0.00	0.0%
C. EXCESS (DEFICIENCY) OF REVENUES OVER EXPENDITURES BEFORE OTHER FINANCING SOURCES AND USES (A5 - B9)			416.15	350.00	-15.9%
D. OTHER FINANCING SOURCES/USES					
1) Interfund Transfers					
a) Transfers In		8900-8929	0.00	0.00	0.0%
b) Transfers Out		7600-7629	0.00	0.00	0.0%
2) Other Sources/Uses					
a) Sources		8930-8979	0.00	0.00	0.0%
b) Uses		7630-7699	0.00	0.00	0.0%
3) Contributions		8980-8999	0.00	0.00	0.0%
4) TOTAL, OTHER FINANCING SOURCES/USES			0.00	0.00	0.0%

Description	Resource Codes	Object Codes	2019-20 Unaudited Actuals	2020-21 Budget	Percent Difference
E. NET INCREASE (DECREASE) IN FUND BALANCE (C + D4)			416.15	350.00	-15.9%
F. FUND BALANCE, RESERVES					
1) Beginning Fund Balance					
a) As of July 1 - Unaudited		9791	20,861.53	21,277.68	2.0%
b) Audit Adjustments		9793	0.00	0.00	0.0%
c) As of July 1 - Audited (F1a + F1b)			20,861.53	21,277.68	2.0%
d) Other Restatements		9795	0.00	0.00	0.0%
e) Adjusted Beginning Balance (F1c + F1d)			20,861.53	21,277.68	2.0%
2) Ending Balance, June 30 (E + F1e)			21,277.68	21,627.68	1.6%
Components of Ending Fund Balance					
a) Nonspendable					
Revolving Cash		9711	0.00	0.00	0.0%
Stores		9712	0.00	0.00	0.0%
Prepaid Items		9713	0.00	0.00	0.0%
All Others		9719	0.00	0.00	0.0%
b) Restricted		9740	0.00	0.00	0.0%
c) Committed					
Stabilization Arrangements		9750	0.00	0.00	0.0%
Other Commitments		9760	0.00	0.00	0.0%
d) Assigned					
Other Assignments		9780	21,277.68	21,627.68	1.6%
e) Unassigned/Unappropriated					
Reserve for Economic Uncertainties		9789	0.00	0.00	0.0%
Unassigned/Unappropriated Amount		9790	0.00	0.00	0.0%

Description	Resource Codes	Object Codes	2019-20 Unaudited Actuals	2020-21 Budget	Percent Difference
G. ASSETS					
1) Cash					
a) in County Treasury		9110	21,277.68		
1) Fair Value Adjustment to Cash in County Treasury		9111	0.00		
b) in Banks		9120	0.00		
c) in Revolving Cash Account		9130	0.00		
d) with Fiscal Agent/Trustee		9135	0.00		
e) Collections Awaiting Deposit		9140	0.00		
2) Investments		9150	0.00		
3) Accounts Receivable		9200	0.00		
4) Due from Grantor Government		9290	0.00		
5) Due from Other Funds		9310	0.00		
6) Stores		9320	0.00		
7) Prepaid Expenditures		9330	0.00		
8) Other Current Assets		9340	0.00		
9) TOTAL, ASSETS			21,277.68		
H. DEFERRED OUTFLOWS OF RESOURCES					
1) Deferred Outflows of Resources		9490	0.00		
2) TOTAL, DEFERRED OUTFLOWS			0.00		
I. LIABILITIES					
1) Accounts Payable		9500	0.00		
2) Due to Grantor Governments		9590	0.00		
3) Due to Other Funds		9610	0.00		
4) Current Loans		9640	0.00		
5) Unearned Revenue		9650	0.00		
6) TOTAL, LIABILITIES			0.00		
J. DEFERRED INFLOWS OF RESOURCES					
1) Deferred Inflows of Resources		9690	0.00		
2) TOTAL, DEFERRED INFLOWS			0.00		
K. FUND EQUITY					
Ending Fund Balance, June 30 (must agree with line F2) (G9 + H2) - (I6 + J2)			21,277.68		

Description	Resource Codes	Object Codes	2019-20 Unaudited Actuals	2020-21 Budget	Percent Difference
FEDERAL REVENUE					
FEMA		8281	0.00	0.00	0.0%
All Other Federal Revenue		8290	0.00	0.00	0.0%
TOTAL, FEDERAL REVENUE			0.00	0.00	0.0%
OTHER STATE REVENUE					
Pass-Through Revenues from State Sources		8587	0.00	0.00	0.0%
California Clean Energy Jobs Act	6230	8590	0.00	0.00	0.0%
All Other State Revenue	All Other	8590	0.00	0.00	0.0%
TOTAL, OTHER STATE REVENUE			0.00	0.00	0.0%
OTHER LOCAL REVENUE					
Other Local Revenue					
Community Redevelopment Funds Not Subject to LCFF Deduction		8625	0.00	0.00	0.0%
Sales					
Sale of Equipment/Supplies		8631	0.00	0.00	0.0%
Leases and Rentals		8650	0.00	0.00	0.0%
Interest		8660	416.15	350.00	-15.9%
Net Increase (Decrease) in the Fair Value of Investments		8662	0.00	0.00	0.0%
Other Local Revenue					
All Other Local Revenue		8699	0.00	0.00	0.0%
All Other Transfers In from All Others		8799	0.00	0.00	0.0%
TOTAL, OTHER LOCAL REVENUE			416.15	350.00	-15.9%
TOTAL, REVENUES			416.15	350.00	-15.9%

Description	Resource Codes	Object Codes	2019-20 Unaudited Actuals	2020-21 Budget	Percent Difference
CLASSIFIED SALARIES					
Classified Support Salaries		2200	0.00	0.00	0.0%
Classified Supervisors' and Administrators' Salaries		2300	0.00	0.00	0.0%
Clerical, Technical and Office Salaries		2400	0.00	0.00	0.0%
Other Classified Salaries		2900	0.00	0.00	0.0%
TOTAL, CLASSIFIED SALARIES			0.00	0.00	0.0%
EMPLOYEE BENEFITS					
STRS		3101-3102	0.00	0.00	0.0%
PERS		3201-3202	0.00	0.00	0.0%
OASDI/Medicare/Alternative		3301-3302	0.00	0.00	0.0%
Health and Welfare Benefits		3401-3402	0.00	0.00	0.0%
Unemployment Insurance		3501-3502	0.00	0.00	0.0%
Workers' Compensation		3601-3602	0.00	0.00	0.0%
OPEB, Allocated		3701-3702	0.00	0.00	0.0%
OPEB, Active Employees		3751-3752	0.00	0.00	0.0%
Other Employee Benefits		3901-3902	0.00	0.00	0.0%
TOTAL, EMPLOYEE BENEFITS			0.00	0.00	0.0%
BOOKS AND SUPPLIES					
Books and Other Reference Materials		4200	0.00	0.00	0.0%
Materials and Supplies		4300	0.00	0.00	0.0%
Noncapitalized Equipment		4400	0.00	0.00	0.0%
TOTAL, BOOKS AND SUPPLIES			0.00	0.00	0.0%

Description	Resource Codes	Object Codes	2019-20 Unaudited Actuals	2020-21 Budget	Percent Difference
SERVICES AND OTHER OPERATING EXPENDITURES					
Subagreements for Services		5100	0.00	0.00	0.0%
Travel and Conferences		5200	0.00	0.00	0.0%
Insurance		5400-5450	0.00	0.00	0.0%
Operations and Housekeeping Services		5500	0.00	0.00	0.0%
Rentals, Leases, Repairs, and Noncapitalized Improvements		5600	0.00	0.00	0.0%
Transfers of Direct Costs		5710	0.00	0.00	0.0%
Transfers of Direct Costs - Interfund		5750	0.00	0.00	0.0%
Professional/Consulting Services and Operating Expenditures		5800	0.00	0.00	0.0%
Communications		5900	0.00	0.00	0.0%
TOTAL, SERVICES AND OTHER OPERATING EXPENDITURES			0.00	0.00	0.0%
CAPITAL OUTLAY					
Land		6100	0.00	0.00	0.0%
Land Improvements		6170	0.00	0.00	0.0%
Buildings and Improvements of Buildings		6200	0.00	0.00	0.0%
Books and Media for New School Libraries or Major Expansion of School Libraries		6300	0.00	0.00	0.0%
Equipment		6400	0.00	0.00	0.0%
Equipment Replacement		6500	0.00	0.00	0.0%
TOTAL, CAPITAL OUTLAY			0.00	0.00	0.0%
OTHER OUTGO (excluding Transfers of Indirect Costs)					
Other Transfers Out					
Transfers of Pass-Through Revenues To Districts or Charter Schools		7211	0.00	0.00	0.0%
To County Offices		7212	0.00	0.00	0.0%
To JPAs		7213	0.00	0.00	0.0%
All Other Transfers Out to All Others		7299	0.00	0.00	0.0%
Debt Service					
Debt Service - Interest		7438	0.00	0.00	0.0%
Other Debt Service - Principal		7439	0.00	0.00	0.0%
TOTAL, OTHER OUTGO (excluding Transfers of Indirect Costs)			0.00	0.00	0.0%
TOTAL, EXPENDITURES			0.00	0.00	0.0%

Description	Resource Codes	Object Codes	2019-20 Unaudited Actuals	2020-21 Budget	Percent Difference
INTERFUND TRANSFERS					
INTERFUND TRANSFERS IN					
From: General Fund/CSSF		8912	0.00	0.00	0.0%
Other Authorized Interfund Transfers In		8919	0.00	0.00	0.0%
(a) TOTAL, INTERFUND TRANSFERS IN			0.00	0.00	0.0%
INTERFUND TRANSFERS OUT					
To: General Fund/CSSF		7612	0.00	0.00	0.0%
To: State School Building Fund/ County School Facilities Fund		7613	0.00	0.00	0.0%
Other Authorized Interfund Transfers Out		7619	0.00	0.00	0.0%
(b) TOTAL, INTERFUND TRANSFERS OUT			0.00	0.00	0.0%

Description	Resource Codes	Object Codes	2019-20 Unaudited Actuals	2020-21 Budget	Percent Difference
OTHER SOURCES/USES					
SOURCES					
Proceeds					
Proceeds from Disposal of Capital Assets		8953	0.00	0.00	0.0%
Other Sources					
Transfers from Funds of Lapsed/Reorganized LEAs		8965	0.00	0.00	0.0%
Long-Term Debt Proceeds					
Proceeds from Certificates of Participation		8971	0.00	0.00	0.0%
Proceeds from Capital Leases		8972	0.00	0.00	0.0%
Proceeds from Lease Revenue Bonds		8973	0.00	0.00	0.0%
All Other Financing Sources		8979	0.00	0.00	0.0%
(c) TOTAL, SOURCES			0.00	0.00	0.0%
USES					
Transfers of Funds from Lapsed/Reorganized LEAs		7651	0.00	0.00	0.0%
All Other Financing Uses		7699	0.00	0.00	0.0%
(d) TOTAL, USES			0.00	0.00	0.0%
CONTRIBUTIONS					
Contributions from Unrestricted Revenues		8980	0.00	0.00	0.0%
Contributions from Restricted Revenues		8990	0.00	0.00	0.0%
(e) TOTAL, CONTRIBUTIONS			0.00	0.00	0.0%
TOTAL, OTHER FINANCING SOURCES/USES (a - b + c - d + e)			0.00	0.00	0.0%

Description	Function Codes	Object Codes	2019-20 Unaudited Actuals	2020-21 Budget	Percent Difference
A. REVENUES					
1) LCFF Sources		8010-8099	0.00	0.00	0.0%
2) Federal Revenue		8100-8299	0.00	0.00	0.0%
3) Other State Revenue		8300-8599	0.00	0.00	0.0%
4) Other Local Revenue		8600-8799	416.15	350.00	-15.9%
5) TOTAL, REVENUES			416.15	350.00	-15.9%
B. EXPENDITURES (Objects 1000-7999)					
1) Instruction	1000-1999		0.00	0.00	0.0%
2) Instruction - Related Services	2000-2999		0.00	0.00	0.0%
3) Pupil Services	3000-3999		0.00	0.00	0.0%
4) Ancillary Services	4000-4999		0.00	0.00	0.0%
5) Community Services	5000-5999		0.00	0.00	0.0%
6) Enterprise	6000-6999		0.00	0.00	0.0%
7) General Administration	7000-7999		0.00	0.00	0.0%
8) Plant Services	8000-8999		0.00	0.00	0.0%
9) Other Outgo	9000-9999	Except 7600-7699	0.00	0.00	0.0%
10) TOTAL, EXPENDITURES			0.00	0.00	0.0%
C. EXCESS (DEFICIENCY) OF REVENUES OVER EXPENDITURES BEFORE OTHER FINANCING SOURCES AND USES (A5 - B10)			416.15	350.00	-15.9%
D. OTHER FINANCING SOURCES/USES					
1) Interfund Transfers					
a) Transfers In		8900-8929	0.00	0.00	0.0%
b) Transfers Out		7600-7629	0.00	0.00	0.0%
2) Other Sources/Uses					
a) Sources		8930-8979	0.00	0.00	0.0%
b) Uses		7630-7699	0.00	0.00	0.0%
3) Contributions		8980-8999	0.00	0.00	0.0%
4) TOTAL, OTHER FINANCING SOURCES/USES			0.00	0.00	0.0%

Description	Function Codes	Object Codes	2019-20 Unaudited Actuals	2020-21 Budget	Percent Difference
E. NET INCREASE (DECREASE) IN FUND BALANCE (C + D4)			416.15	350.00	-15.9%
F. FUND BALANCE, RESERVES					
1) Beginning Fund Balance					
a) As of July 1 - Unaudited		9791	20,861.53	21,277.68	2.0%
b) Audit Adjustments		9793	0.00	0.00	0.0%
c) As of July 1 - Audited (F1a + F1b)			20,861.53	21,277.68	2.0%
d) Other Restatements		9795	0.00	0.00	0.0%
e) Adjusted Beginning Balance (F1c + F1d)			20,861.53	21,277.68	2.0%
2) Ending Balance, June 30 (E + F1e)			21,277.68	21,627.68	1.6%
Components of Ending Fund Balance					
a) Nonspendable					
Revolving Cash		9711	0.00	0.00	0.0%
Stores		9712	0.00	0.00	0.0%
Prepaid Items		9713	0.00	0.00	0.0%
All Others		9719	0.00	0.00	0.0%
b) Restricted		9740	0.00	0.00	0.0%
c) Committed					
Stabilization Arrangements		9750	0.00	0.00	0.0%
Other Commitments (by Resource/Object)		9760	0.00	0.00	0.0%
d) Assigned					
Other Assignments (by Resource/Object)		9780	21,277.68	21,627.68	1.6%
e) Unassigned/Unappropriated					
Reserve for Economic Uncertainties		9789	0.00	0.00	0.0%
Unassigned/Unappropriated Amount		9790	0.00	0.00	0.0%

Resource	Description	2019-20 Unaudited Actuals	2020-21 Budget
Total, Restricted Balance		0.00	0.00

Description	Resource Codes	Object Codes	2019-20 Unaudited Actuals	2020-21 Budget	Percent Difference
A. REVENUES					
1) LCFF Sources		8010-8099	0.00	0.00	0.0%
2) Federal Revenue		8100-8299	0.00	0.00	0.0%
3) Other State Revenue		8300-8599	69,280.54	62,397.00	-9.9%
4) Other Local Revenue		8600-8799	16,672,974.89	13,546,144.00	-18.8%
5) TOTAL, REVENUES			16,742,255.43	13,608,541.00	-18.7%
B. EXPENDITURES					
1) Certificated Salaries		1000-1999	0.00	0.00	0.0%
2) Classified Salaries		2000-2999	0.00	0.00	0.0%
3) Employee Benefits		3000-3999	0.00	0.00	0.0%
4) Books and Supplies		4000-4999	0.00	0.00	0.0%
5) Services and Other Operating Expenditures		5000-5999	0.00	0.00	0.0%
6) Capital Outlay		6000-6999	0.00	0.00	0.0%
7) Other Outgo (excluding Transfers of Indirect Costs)		7100-7299, 7400-7499	15,082,070.69	15,910,143.00	5.5%
8) Other Outgo - Transfers of Indirect Costs		7300-7399	0.00	0.00	0.0%
9) TOTAL, EXPENDITURES			15,082,070.69	15,910,143.00	5.5%
C. EXCESS (DEFICIENCY) OF REVENUES OVER EXPENDITURES BEFORE OTHER FINANCING SOURCES AND USES (A5 - B9)			1,660,184.74	(2,301,602.00)	-238.6%
D. OTHER FINANCING SOURCES/USES					
1) Interfund Transfers					
a) Transfers In		8900-8929	0.00	0.00	0.0%
b) Transfers Out		7600-7629	0.00	0.00	0.0%
2) Other Sources/Uses					
a) Sources		8930-8979	0.00	0.00	0.0%
b) Uses		7630-7699	0.00	0.00	0.0%
3) Contributions		8980-8999	0.00	0.00	0.0%
4) TOTAL, OTHER FINANCING SOURCES/USES			0.00	0.00	0.0%

Description	Resource Codes	Object Codes	2019-20 Unaudited Actuals	2020-21 Budget	Percent Difference
E. NET INCREASE (DECREASE) IN FUND BALANCE (C + D4)			1,660,184.74	(2,301,602.00)	-238.6%
F. FUND BALANCE, RESERVES					
1) Beginning Fund Balance					
a) As of July 1 - Unaudited		9791	11,959,813.32	13,619,998.06	13.9%
b) Audit Adjustments		9793	0.00	0.00	0.0%
c) As of July 1 - Audited (F1a + F1b)			11,959,813.32	13,619,998.06	13.9%
d) Other Restatements		9795	0.00	0.00	0.0%
e) Adjusted Beginning Balance (F1c + F1d)			11,959,813.32	13,619,998.06	13.9%
2) Ending Balance, June 30 (E + F1e)			13,619,998.06	11,318,396.06	-16.9%
Components of Ending Fund Balance					
a) Nonspendable					
Revolving Cash		9711	0.00	0.00	0.0%
Stores		9712	0.00	0.00	0.0%
Prepaid Items		9713	0.00	0.00	0.0%
All Others		9719	0.00	0.00	0.0%
b) Restricted		9740	0.00	0.00	0.0%
c) Committed					
Stabilization Arrangements		9750	0.00	0.00	0.0%
Other Commitments		9760	0.00	0.00	0.0%
d) Assigned					
Other Assignments		9780	13,619,998.06	11,318,396.06	-16.9%
e) Unassigned/Unappropriated					
Reserve for Economic Uncertainties		9789	0.00	0.00	0.0%
Unassigned/Unappropriated Amount		9790	0.00	0.00	0.0%

Description	Resource Codes	Object Codes	2019-20 Unaudited Actuals	2020-21 Budget	Percent Difference
G. ASSETS					
1) Cash					
a) in County Treasury		9110	13,619,998.06		
1) Fair Value Adjustment to Cash in County Treasury		9111	0.00		
b) in Banks		9120	0.00		
c) in Revolving Cash Account		9130	0.00		
d) with Fiscal Agent/Trustee		9135	0.00		
e) Collections Awaiting Deposit		9140	0.00		
2) Investments		9150	0.00		
3) Accounts Receivable		9200	0.00		
4) Due from Grantor Government		9290	0.00		
5) Due from Other Funds		9310	0.00		
6) Stores		9320	0.00		
7) Prepaid Expenditures		9330	0.00		
8) Other Current Assets		9340	0.00		
9) TOTAL, ASSETS			13,619,998.06		
H. DEFERRED OUTFLOWS OF RESOURCES					
1) Deferred Outflows of Resources		9490	0.00		
2) TOTAL, DEFERRED OUTFLOWS			0.00		
I. LIABILITIES					
1) Accounts Payable		9500	0.00		
2) Due to Grantor Governments		9590	0.00		
3) Due to Other Funds		9610	0.00		
4) Current Loans		9640	0.00		
5) Unearned Revenue		9650	0.00		
6) TOTAL, LIABILITIES			0.00		
J. DEFERRED INFLOWS OF RESOURCES					
1) Deferred Inflows of Resources		9690	0.00		
2) TOTAL, DEFERRED INFLOWS			0.00		
K. FUND EQUITY					
Ending Fund Balance, June 30 (must agree with line F2) (G9 + H2) - (I6 + J2)			13,619,998.06		

Description	Resource Codes	Object Codes	2019-20 Unaudited Actuals	2020-21 Budget	Percent Difference
FEDERAL REVENUE					
All Other Federal Revenue		8290	0.00	0.00	0.0%
TOTAL, FEDERAL REVENUE			0.00	0.00	0.0%
OTHER STATE REVENUE					
Tax Relief Subventions Voted Indebtedness Levies					
Homeowners' Exemptions		8571	66,431.00	62,397.00	-6.1%
Other Subventions/In-Lieu Taxes		8572	2,849.54	0.00	-100.0%
TOTAL, OTHER STATE REVENUE			69,280.54	62,397.00	-9.9%
OTHER LOCAL REVENUE					
Other Local Revenue County and District Taxes Voted Indebtedness Levies					
Secured Roll		8611	12,824,286.63	12,869,921.00	0.4%
Unsecured Roll		8612	308,739.77	299,770.00	-2.9%
Prior Years' Taxes		8613	25,261.75	0.00	-100.0%
Supplemental Taxes		8614	322,921.02	0.00	-100.0%
Penalties and Interest from Delinquent Non-LCFF Taxes		8629	2,508.41	0.00	-100.0%
Interest		8660	156,712.59	147,000.00	-6.2%
Net Increase (Decrease) in the Fair Value of Investments		8662	0.00	0.00	0.0%
Other Local Revenue					
All Other Local Revenue		8699	3,032,544.72	229,453.00	-92.4%
All Other Transfers In from All Others		8799	0.00	0.00	0.0%
TOTAL, OTHER LOCAL REVENUE			16,672,974.89	13,546,144.00	-18.8%
TOTAL, REVENUES			16,742,255.43	13,608,541.00	-18.7%

Description	Resource Codes	Object Codes	2019-20 Unaudited Actuals	2020-21 Budget	Percent Difference
OTHER OUTGO (excluding Transfers of Indirect Costs)					
Debt Service					
Bond Redemptions		7433	8,922,811.20	9,037,988.20	1.3%
Bond Interest and Other Service Charges		7434	6,159,259.49	6,872,154.80	11.6%
Debt Service - Interest		7438	0.00	0.00	0.0%
Other Debt Service - Principal		7439	0.00	0.00	0.0%
TOTAL, OTHER OUTGO (excluding Transfers of Indirect Costs)			15,082,070.69	15,910,143.00	5.5%
TOTAL, EXPENDITURES			15,082,070.69	15,910,143.00	5.5%

Description	Resource Codes	Object Codes	2019-20 Unaudited Actuals	2020-21 Budget	Percent Difference
INTERFUND TRANSFERS					
INTERFUND TRANSFERS IN					
Other Authorized Interfund Transfers In		8919	0.00	0.00	0.0%
(a) TOTAL, INTERFUND TRANSFERS IN			0.00	0.00	0.0%
INTERFUND TRANSFERS OUT					
To: General Fund		7614	0.00	0.00	0.0%
Other Authorized Interfund Transfers Out		7619	0.00	0.00	0.0%
(b) TOTAL, INTERFUND TRANSFERS OUT			0.00	0.00	0.0%
OTHER SOURCES/USES					
SOURCES					
Other Sources					
Transfers from Funds of Lapsed/Reorganized LEAs		8965	0.00	0.00	0.0%
All Other Financing Sources		8979	0.00	0.00	0.0%
(c) TOTAL, SOURCES			0.00	0.00	0.0%
USES					
Transfers of Funds from Lapsed/Reorganized LEAs		7651	0.00	0.00	0.0%
All Other Financing Uses		7699	0.00	0.00	0.0%
(d) TOTAL, USES			0.00	0.00	0.0%
CONTRIBUTIONS					
Contributions from Unrestricted Revenues		8980	0.00	0.00	0.0%
Contributions from Restricted Revenues		8990	0.00	0.00	0.0%
(e) TOTAL, CONTRIBUTIONS			0.00	0.00	0.0%
TOTAL, OTHER FINANCING SOURCES/USES (a - b + c - d + e)			0.00	0.00	0.0%

Description	Function Codes	Object Codes	2019-20 Unaudited Actuals	2020-21 Budget	Percent Difference
A. REVENUES					
1) LCFF Sources		8010-8099	0.00	0.00	0.0%
2) Federal Revenue		8100-8299	0.00	0.00	0.0%
3) Other State Revenue		8300-8599	69,280.54	62,397.00	-9.9%
4) Other Local Revenue		8600-8799	16,672,974.89	13,546,144.00	-18.8%
5) TOTAL, REVENUES			16,742,255.43	13,608,541.00	-18.7%
B. EXPENDITURES (Objects 1000-7999)					
1) Instruction	1000-1999		0.00	0.00	0.0%
2) Instruction - Related Services	2000-2999		0.00	0.00	0.0%
3) Pupil Services	3000-3999		0.00	0.00	0.0%
4) Ancillary Services	4000-4999		0.00	0.00	0.0%
5) Community Services	5000-5999		0.00	0.00	0.0%
6) Enterprise	6000-6999		0.00	0.00	0.0%
7) General Administration	7000-7999		0.00	0.00	0.0%
8) Plant Services	8000-8999		0.00	0.00	0.0%
9) Other Outgo	9000-9999	Except 7600-7699	15,082,070.69	15,910,143.00	5.5%
10) TOTAL, EXPENDITURES			15,082,070.69	15,910,143.00	5.5%
C. EXCESS (DEFICIENCY) OF REVENUES OVER EXPENDITURES BEFORE OTHER FINANCING SOURCES AND USES (A5 - B10)			1,660,184.74	(2,301,602.00)	-238.6%
D. OTHER FINANCING SOURCES/USES					
1) Interfund Transfers					
a) Transfers In		8900-8929	0.00	0.00	0.0%
b) Transfers Out		7600-7629	0.00	0.00	0.0%
2) Other Sources/Uses					
a) Sources		8930-8979	0.00	0.00	0.0%
b) Uses		7630-7699	0.00	0.00	0.0%
3) Contributions		8980-8999	0.00	0.00	0.0%
4) TOTAL, OTHER FINANCING SOURCES/USES			0.00	0.00	0.0%

Description	Function Codes	Object Codes	2019-20 Unaudited Actuals	2020-21 Budget	Percent Difference
E. NET INCREASE (DECREASE) IN FUND BALANCE (C + D4)			1,660,184.74	(2,301,602.00)	-238.6%
F. FUND BALANCE, RESERVES					
1) Beginning Fund Balance					
a) As of July 1 - Unaudited		9791	11,959,813.32	13,619,998.06	13.9%
b) Audit Adjustments		9793	0.00	0.00	0.0%
c) As of July 1 - Audited (F1a + F1b)			11,959,813.32	13,619,998.06	13.9%
d) Other Restatements		9795	0.00	0.00	0.0%
e) Adjusted Beginning Balance (F1c + F1d)			11,959,813.32	13,619,998.06	13.9%
2) Ending Balance, June 30 (E + F1e)			13,619,998.06	11,318,396.06	-16.9%
Components of Ending Fund Balance					
a) Nonspendable					
Revolving Cash		9711	0.00	0.00	0.0%
Stores		9712	0.00	0.00	0.0%
Prepaid Items		9713	0.00	0.00	0.0%
All Others		9719	0.00	0.00	0.0%
b) Restricted		9740	0.00	0.00	0.0%
c) Committed					
Stabilization Arrangements		9750	0.00	0.00	0.0%
Other Commitments (by Resource/Object)		9760	0.00	0.00	0.0%
d) Assigned					
Other Assignments (by Resource/Object)		9780	13,619,998.06	11,318,396.06	-16.9%
e) Unassigned/Unappropriated					
Reserve for Economic Uncertainties		9789	0.00	0.00	0.0%
Unassigned/Unappropriated Amount		9790	0.00	0.00	0.0%

Resource	Description	2019-20 Unaudited Actuals	2020-21 Budget
Total, Restricted Balance		0.00	0.00

Description	Resource Codes	Object Codes	2019-20 Unaudited Actuals	2020-21 Budget	Percent Difference
A. REVENUES					
1) LCFF Sources		8010-8099	0.00	0.00	0.0%
2) Federal Revenue		8100-8299	0.00	0.00	0.0%
3) Other State Revenue		8300-8599	0.00	0.00	0.0%
4) Other Local Revenue		8600-8799	55,190.59	23,578.00	-57.3%
5) TOTAL, REVENUES			55,190.59	23,578.00	-57.3%
B. EXPENSES					
1) Certificated Salaries		1000-1999	0.00	0.00	0.0%
2) Classified Salaries		2000-2999	0.00	0.00	0.0%
3) Employee Benefits		3000-3999	0.00	0.00	0.0%
4) Books and Supplies		4000-4999	0.00	0.00	0.0%
5) Services and Other Operating Expenses		5000-5999	24,100.00	38,830.00	61.1%
6) Depreciation		6000-6999	0.00	0.00	0.0%
7) Other Outgo (excluding Transfers of Indirect Costs)		7100-7299, 7400-7499	0.00	0.00	0.0%
8) Other Outgo - Transfers of Indirect Costs		7300-7399	0.00	0.00	0.0%
9) TOTAL, EXPENSES			24,100.00	38,830.00	61.1%
C. EXCESS (DEFICIENCY) OF REVENUES OVER EXPENSES BEFORE OTHER FINANCING SOURCES AND USES (A5 - B9)			31,090.59	(15,252.00)	-149.1%
D. OTHER FINANCING SOURCES/USES					
1) Interfund Transfers					
a) Transfers In		8900-8929	0.00	0.00	0.0%
b) Transfers Out		7600-7629	0.00	0.00	0.0%
2) Other Sources/Uses					
a) Sources		8930-8979	0.00	0.00	0.0%
b) Uses		7630-7699	0.00	0.00	0.0%
3) Contributions		8980-8999	0.00	0.00	0.0%
4) TOTAL, OTHER FINANCING SOURCES/USES			0.00	0.00	0.0%

Description	Resource Codes	Object Codes	2019-20 Unaudited Actuals	2020-21 Budget	Percent Difference
E. NET INCREASE (DECREASE) IN NET POSITION (C + D4)			31,090.59	(15,252.00)	-149.1%
F. NET POSITION					
1) Beginning Net Position					
a) As of July 1 - Unaudited		9791	1,922,933.05	1,954,023.64	1.6%
b) Audit Adjustments		9793	0.00	0.00	0.0%
c) As of July 1 - Audited (F1a + F1b)			1,922,933.05	1,954,023.64	1.6%
d) Other Restatements		9795	0.00	0.00	0.0%
e) Adjusted Beginning Net Position (F1c + F1d)			1,922,933.05	1,954,023.64	1.6%
2) Ending Net Position, June 30 (E + F1e)			1,954,023.64	1,938,771.64	-0.8%
Components of Ending Net Position					
a) Net Investment in Capital Assets		9796	0.00	0.00	0.0%
b) Restricted Net Position		9797	0.00	0.00	0.0%
c) Unrestricted Net Position		9790	1,954,023.64	1,938,771.64	-0.8%

Description	Resource Codes	Object Codes	2019-20 Unaudited Actuals	2020-21 Budget	Percent Difference
G. ASSETS					
1) Cash					
a) in County Treasury		9110	1,540,570.17		
1) Fair Value Adjustment to Cash in County Treasury		9111	0.00		
b) in Banks		9120	0.00		
c) in Revolving Cash Account		9130	0.00		
d) with Fiscal Agent/Trustee		9135	0.00		
e) Collections Awaiting Deposit		9140	0.00		
2) Investments		9150	413,453.47		
3) Accounts Receivable		9200	0.00		
4) Due from Grantor Government		9290	0.00		
5) Due from Other Funds		9310	0.00		
6) Stores		9320	0.00		
7) Prepaid Expenditures		9330	0.00		
8) Other Current Assets		9340	0.00		
9) Fixed Assets					
a) Land		9410	0.00		
b) Land Improvements		9420	0.00		
c) Accumulated Depreciation - Land Improvements		9425	0.00		
d) Buildings		9430	0.00		
e) Accumulated Depreciation - Buildings		9435	0.00		
f) Equipment		9440	0.00		
g) Accumulated Depreciation - Equipment		9445	0.00		
h) Work in Progress		9450	0.00		
10) TOTAL, ASSETS			1,954,023.64		
H. DEFERRED OUTFLOWS OF RESOURCES					
1) Deferred Outflows of Resources		9490	0.00		
2) TOTAL, DEFERRED OUTFLOWS			0.00		

Description	Resource Codes	Object Codes	2019-20 Unaudited Actuals	2020-21 Budget	Percent Difference
I. LIABILITIES					
1) Accounts Payable		9500	0.00		
2) Due to Grantor Governments		9590	0.00		
3) Due to Other Funds		9610	0.00		
4) Current Loans		9640			
5) Unearned Revenue		9650	0.00		
6) Long-Term Liabilities					
a) Net Pension Liability		9663	0.00		
b) Total/Net OPEB Liability		9664	0.00		
c) Compensated Absences		9665	0.00		
d) COPs Payable		9666	0.00		
e) Capital Leases Payable		9667	0.00		
f) Lease Revenue Bonds Payable		9668	0.00		
g) Other General Long-Term Liabilities		9669	0.00		
7) TOTAL, LIABILITIES			0.00		
J. DEFERRED INFLOWS OF RESOURCES					
1) Deferred Inflows of Resources		9690	0.00		
2) TOTAL, DEFERRED INFLOWS			0.00		
K. NET POSITION					
Net Position, June 30 (must agree with line F2) (G10 + H2) - (I7 + J2)			1,954,023.64		

Description	Resource Codes	Object Codes	2019-20 Unaudited Actuals	2020-21 Budget	Percent Difference
OTHER STATE REVENUE					
STRS On-Behalf Pension Contributions	7690	8590	0.00	0.00	0.0%
All Other State Revenue	All Other	8590	0.00	0.00	0.0%
TOTAL, OTHER STATE REVENUE			0.00	0.00	0.0%
OTHER LOCAL REVENUE					
Other Local Revenue					
Sales					
Sale of Equipment/Supplies		8631	0.00	0.00	0.0%
Interest		8660	30,045.46	22,348.00	-25.6%
Net Increase (Decrease) in the Fair Value of Investments		8662	0.00	0.00	0.0%
Other Local Revenue					
All Other Local Revenue		8699	25,145.13	1,230.00	-95.1%
TOTAL, OTHER LOCAL REVENUE			55,190.59	23,578.00	-57.3%
TOTAL, REVENUES			55,190.59	23,578.00	-57.3%

Description	Resource Codes	Object Codes	2019-20 Unaudited Actuals	2020-21 Budget	Percent Difference
CERTIFICATED SALARIES					
Certificated Teachers' Salaries		1100	0.00	0.00	0.0%
Certificated Pupil Support Salaries		1200	0.00	0.00	0.0%
Certificated Supervisors' and Administrators' Salaries		1300	0.00	0.00	0.0%
Other Certificated Salaries		1900	0.00	0.00	0.0%
TOTAL, CERTIFICATED SALARIES			0.00	0.00	0.0%
CLASSIFIED SALARIES					
Classified Instructional Salaries		2100	0.00	0.00	0.0%
Classified Support Salaries		2200	0.00	0.00	0.0%
Classified Supervisors' and Administrators' Salaries		2300	0.00	0.00	0.0%
Clerical, Technical and Office Salaries		2400	0.00	0.00	0.0%
Other Classified Salaries		2900	0.00	0.00	0.0%
TOTAL, CLASSIFIED SALARIES			0.00	0.00	0.0%
EMPLOYEE BENEFITS					
STRS		3101-3102	0.00	0.00	0.0%
PERS		3201-3202	0.00	0.00	0.0%
OASDI/Medicare/Alternative		3301-3302	0.00	0.00	0.0%
Health and Welfare Benefits		3401-3402	0.00	0.00	0.0%
Unemployment Insurance		3501-3502	0.00	0.00	0.0%
Workers' Compensation		3601-3602	0.00	0.00	0.0%
OPEB, Allocated		3701-3702	0.00	0.00	0.0%
OPEB, Active Employees		3751-3752	0.00	0.00	0.0%
Other Employee Benefits		3901-3902	0.00	0.00	0.0%
TOTAL, EMPLOYEE BENEFITS			0.00	0.00	0.0%
BOOKS AND SUPPLIES					
Approved Textbooks and Core Curricula Materials		4100	0.00	0.00	0.0%
Books and Other Reference Materials		4200	0.00	0.00	0.0%
Materials and Supplies		4300	0.00	0.00	0.0%
Noncapitalized Equipment		4400	0.00	0.00	0.0%
Food		4700	0.00	0.00	0.0%
TOTAL, BOOKS AND SUPPLIES			0.00	0.00	0.0%

Description	Resource Codes	Object Codes	2019-20 Unaudited Actuals	2020-21 Budget	Percent Difference
SERVICES AND OTHER OPERATING EXPENSES					
Subagreements for Services		5100	0.00	0.00	0.0%
Travel and Conferences		5200	0.00	0.00	0.0%
Dues and Memberships		5300	0.00	0.00	0.0%
Insurance		5400-5450	0.00	0.00	0.0%
Operations and Housekeeping Services		5500	0.00	0.00	0.0%
Rentals, Leases, Repairs, and Noncapitalized Improvements		5600	0.00	0.00	0.0%
Transfers of Direct Costs		5710	0.00	0.00	0.0%
Transfers of Direct Costs - Interfund		5750	0.00	0.00	0.0%
Professional/Consulting Services and Operating Expenditures		5800	24,100.00	38,830.00	61.1%
Communications		5900	0.00	0.00	0.0%
TOTAL, SERVICES AND OTHER OPERATING EXPENSES			24,100.00	38,830.00	61.1%
DEPRECIATION					
Depreciation Expense		6900	0.00	0.00	0.0%
TOTAL, DEPRECIATION			0.00	0.00	0.0%
OTHER OUTGO (excluding Transfers of Indirect Costs)					
All Other Transfers Out to All Others		7299	0.00	0.00	0.0%
TOTAL, OTHER OUTGO (excluding Transfers of Indirect Costs)			0.00	0.00	0.0%
TOTAL, EXPENSES			24,100.00	38,830.00	61.1%

Description	Resource Codes	Object Codes	2019-20 Unaudited Actuals	2020-21 Budget	Percent Difference
INTERFUND TRANSFERS					
INTERFUND TRANSFERS IN					
Other Authorized Interfund Transfers In		8919	0.00	0.00	0.0%
(a) TOTAL, INTERFUND TRANSFERS IN			0.00	0.00	0.0%
OTHER SOURCES/USES					
SOURCES					
Other Sources					
Transfers from Funds of Lapsed/Reorganized LEAs		8965	0.00	0.00	0.0%
All Other Financing Sources		8979	0.00	0.00	0.0%
(c) TOTAL, SOURCES			0.00	0.00	0.0%
USES					
Transfers of Funds from Lapsed/Reorganized LEAs		7651	0.00	0.00	0.0%
All Other Financing Uses		7699	0.00	0.00	0.0%
(d) TOTAL, USES			0.00	0.00	0.0%
CONTRIBUTIONS					
Contributions from Unrestricted Revenues		8980	0.00	0.00	0.0%
Contributions from Restricted Revenues		8990	0.00	0.00	0.0%
(e) TOTAL, CONTRIBUTIONS			0.00	0.00	0.0%
TOTAL, OTHER FINANCING SOURCES/USES (a + c - d + e)			0.00	0.00	0.0%

Description	Function Codes	Object Codes	2019-20 Unaudited Actuals	2020-21 Budget	Percent Difference
A. REVENUES					
1) LCFF Sources		8010-8099	0.00	0.00	0.0%
2) Federal Revenue		8100-8299	0.00	0.00	0.0%
3) Other State Revenue		8300-8599	0.00	0.00	0.0%
4) Other Local Revenue		8600-8799	55,190.59	23,578.00	-57.3%
5) TOTAL, REVENUES			55,190.59	23,578.00	-57.3%
B. EXPENSES (Objects 1000-7999)					
1) Instruction	1000-1999		0.00	0.00	0.0%
2) Instruction - Related Services	2000-2999		0.00	0.00	0.0%
3) Pupil Services	3000-3999		0.00	0.00	0.0%
4) Ancillary Services	4000-4999		0.00	0.00	0.0%
5) Community Services	5000-5999		24,100.00	38,830.00	61.1%
6) Enterprise	6000-6999		0.00	0.00	0.0%
7) General Administration	7000-7999		0.00	0.00	0.0%
8) Plant Services	8000-8999		0.00	0.00	0.0%
9) Other Outgo	9000-9999	Except 7600-7699	0.00	0.00	0.0%
10) TOTAL, EXPENSES			24,100.00	38,830.00	61.1%
C. EXCESS (DEFICIENCY) OF REVENUES OVER EXPENSES BEFORE OTHER FINANCING SOURCES AND USES (A5 - B10)			31,090.59	(15,252.00)	-149.1%
D. OTHER FINANCING SOURCES/USES					
1) Interfund Transfers					
a) Transfers In		8900-8929	0.00	0.00	0.0%
b) Transfers Out		7600-7629	0.00	0.00	0.0%
2) Other Sources/Uses					
a) Sources		8930-8979	0.00	0.00	0.0%
b) Uses		7630-7699	0.00	0.00	0.0%
3) Contributions		8980-8999	0.00	0.00	0.0%
4) TOTAL, OTHER FINANCING SOURCES/USES			0.00	0.00	0.0%

Description	Function Codes	Object Codes	2019-20 Unaudited Actuals	2020-21 Budget	Percent Difference
E. NET INCREASE (DECREASE) IN NET POSITION (C + D4)			31,090.59	(15,252.00)	-149.1%
F. NET POSITION					
1) Beginning Net Position					
a) As of July 1 - Unaudited		9791	1,922,933.05	1,954,023.64	1.6%
b) Audit Adjustments		9793	0.00	0.00	0.0%
c) As of July 1 - Audited (F1a + F1b)			1,922,933.05	1,954,023.64	1.6%
d) Other Restatements		9795	0.00	0.00	0.0%
e) Adjusted Beginning Net Position (F1c + F1d)			1,922,933.05	1,954,023.64	1.6%
2) Ending Net Position, June 30 (E + F1e)			1,954,023.64	1,938,771.64	-0.8%
Components of Ending Net Position					
a) Net Investment in Capital Assets		9796	0.00	0.00	0.0%
b) Restricted Net Position		9797	0.00	0.00	0.0%
c) Unrestricted Net Position		9790	1,954,023.64	1,938,771.64	-0.8%

Resource	Description	2019-20 Unaudited Actuals	2020-21 Budget
	Total, Restricted Net Position	0.00	0.00

Description	2019-20 Unaudited Actuals			2020-21 Budget		
	P-2 ADA	Annual ADA	Funded ADA	Estimated P-2 ADA	Estimated Annual ADA	Estimated Funded ADA
A. DISTRICT						
1. Total District Regular ADA Includes Opportunity Classes, Home & Hospital, Special Day Class, Continuation Education, Special Education NPS/LCI and Extended Year, and Community Day School (includes Necessary Small School ADA)	6,077.76	6,077.76	6,133.37	5,981.41	5,981.41	6,077.76
2. Total Basic Aid Choice/Court Ordered Voluntary Pupil Transfer Regular ADA Includes Opportunity Classes, Home & Hospital, Special Day Class, Continuation Education, Special Education NPS/LCI and Extended Year, and Community Day School (ADA not included in Line A1 above)						
3. Total Basic Aid Open Enrollment Regular ADA Includes Opportunity Classes, Home & Hospital, Special Day Class, Continuation Education, Special Education NPS/LCI and Extended Year, and Community Day School (ADA not included in Line A1 above)						
4. Total, District Regular ADA (Sum of Lines A1 through A3)	6,077.76	6,077.76	6,133.37	5,981.41	5,981.41	6,077.76
5. District Funded County Program ADA						
a. County Community Schools						
b. Special Education-Special Day Class	38.51	38.51	38.51	38.51	38.51	38.51
c. Special Education-NPS/LCI						
d. Special Education Extended Year	3.00	3.00	3.00	3.00	3.00	3.00
e. Other County Operated Programs: Opportunity Schools and Full Day Opportunity Classes, Specialized Secondary Schools						
f. County School Tuition Fund (Out of State Tuition) [EC 2000 and 46380]						
g. Total, District Funded County Program ADA (Sum of Lines A5a through A5f)	41.51	41.51	41.51	41.51	41.51	41.51
6. TOTAL DISTRICT ADA (Sum of Line A4 and Line A5g)	6,119.27	6,119.27	6,174.88	6,022.92	6,022.92	6,119.27
7. Adults in Correctional Facilities						
8. Charter School ADA (Enter Charter School ADA using Tab C. Charter School ADA)						

Description	2019-20 Unaudited Actuals			2020-21 Budget		
	P-2 ADA	Annual ADA	Funded ADA	Estimated P-2 ADA	Estimated Annual ADA	Estimated Funded ADA
B. COUNTY OFFICE OF EDUCATION						
1. County Program Alternative Education ADA						
a. County Group Home and Institution Pupils						
b. Juvenile Halls, Homes, and Camps						
c. Probation Referred, On Probation or Parole, Expelled per EC 48915(a) or (c) [EC 2574(c)(4)(A)]						
d. Total, County Program Alternative Education ADA (Sum of Lines B1a through B1c)	0.00	0.00	0.00	0.00	0.00	0.00
2. District Funded County Program ADA						
a. County Community Schools						
b. Special Education-Special Day Class						
c. Special Education-NPS/LCI						
d. Special Education Extended Year						
e. Other County Operated Programs: Opportunity Schools and Full Day Opportunity Classes, Specialized Secondary Schools						
f. County School Tuition Fund (Out of State Tuition) [EC 2000 and 46380]						
g. Total, District Funded County Program ADA (Sum of Lines B2a through B2f)	0.00	0.00	0.00	0.00	0.00	0.00
3. TOTAL COUNTY OFFICE ADA (Sum of Lines B1d and B2g)	0.00	0.00	0.00	0.00	0.00	0.00
4. Adults in Correctional Facilities						
5. County Operations Grant ADA						
6. Charter School ADA (Enter Charter School ADA using Tab C. Charter School ADA)						

Description	2019-20 Unaudited Actuals			2020-21 Budget		
	P-2 ADA	Annual ADA	Funded ADA	Estimated P-2 ADA	Estimated Annual ADA	Estimated Funded ADA
C. CHARTER SCHOOL ADA						
Authorizing LEAs reporting charter school SACS financial data in their Fund 01, 09, or 62 use this worksheet to report ADA for those charter schools. Charter schools reporting SACS financial data separately from their authorizing LEAs in Fund 01 or Fund 62 use this worksheet to report their ADA.						
FUND 01: Charter School ADA corresponding to SACS financial data reported in Fund 01.						
1. Total Charter School Regular ADA						
2. Charter School County Program Alternative Education ADA						
a. County Group Home and Institution Pupils						
b. Juvenile Halls, Homes, and Camps						
c. Probation Referred, On Probation or Parole, Expelled per EC 48915(a) or (c) [EC 2574(c)(4)(A)]						
d. Total, Charter School County Program Alternative Education ADA (Sum of Lines C2a through C2c)	0.00	0.00	0.00	0.00	0.00	0.00
3. Charter School Funded County Program ADA						
a. County Community Schools						
b. Special Education-Special Day Class						
c. Special Education-NPS/LCI						
d. Special Education Extended Year						
e. Other County Operated Programs: Opportunity Schools and Full Day Opportunity Classes, Specialized Secondary Schools						
f. Total, Charter School Funded County Program ADA (Sum of Lines C3a through C3e)	0.00	0.00	0.00	0.00	0.00	0.00
4. TOTAL CHARTER SCHOOL ADA (Sum of Lines C1, C2d, and C3f)	0.00	0.00	0.00	0.00	0.00	0.00
FUND 09 or 62: Charter School ADA corresponding to SACS financial data reported in Fund 09 or Fund 62.						
5. Total Charter School Regular ADA						
6. Charter School County Program Alternative Education ADA						
a. County Group Home and Institution Pupils						
b. Juvenile Halls, Homes, and Camps						
c. Probation Referred, On Probation or Parole, Expelled per EC 48915(a) or (c) [EC 2574(c)(4)(A)]						
d. Total, Charter School County Program Alternative Education ADA (Sum of Lines C6a through C6c)	0.00	0.00	0.00	0.00	0.00	0.00
7. Charter School Funded County Program ADA						
a. County Community Schools						
b. Special Education-Special Day Class						
c. Special Education-NPS/LCI						
d. Special Education Extended Year						
e. Other County Operated Programs: Opportunity Schools and Full Day Opportunity Classes, Specialized Secondary Schools						
f. Total, Charter School Funded County Program ADA (Sum of Lines C7a through C7e)	0.00	0.00	0.00	0.00	0.00	0.00
8. TOTAL CHARTER SCHOOL ADA (Sum of Lines C5, C6d, and C7f)	0.00	0.00	0.00	0.00	0.00	0.00
9. TOTAL CHARTER SCHOOL ADA Reported in Fund 01, 09, or 62 (Sum of Lines C4 and C8)	0.00	0.00	0.00	0.00	0.00	0.00

	Unaudited Balance July 1	Audit Adjustments/ Restatements	Audited Balance July 1	Increases	Decreases	Ending Balance June 30
Governmental Activities:						
Capital assets not being depreciated:						
Land	1,129,958.00		1,129,958.00			1,129,958.00
Work in Progress	19,919,934.00	31,087,579.00	51,007,513.00	20,857,268.94	25,966,764.19	45,898,017.75
Total capital assets not being depreciated	21,049,892.00	31,087,579.00	52,137,471.00	20,857,268.94	25,966,764.19	47,027,975.75
Capital assets being depreciated:						
Land Improvements	27,580,368.00	7,716,087.00	35,296,455.00	407,167.78		35,703,622.78
Buildings	148,196,806.00	5,586,688.00	153,783,494.00	42,982,264.24		196,765,758.24
Equipment	7,092,150.00	4,590,448.00	11,682,598.00	2,856,304.65		14,538,902.65
Total capital assets being depreciated	182,869,324.00	17,893,223.00	200,762,547.00	46,245,736.67	0.00	247,008,283.67
Accumulated Depreciation for:						
Land Improvements	(16,374,217.00)	(4,573,760.00)	(20,947,977.00)		1,595,793.00	(22,543,770.00)
Buildings	(68,166,309.00)	(1,209,838.00)	(69,376,147.00)		4,767,535.00	(74,143,682.00)
Equipment	(6,356,020.00)	(224,318.00)	(6,580,338.00)		1,017,520.00	(7,597,858.00)
Total accumulated depreciation	(90,896,546.00)	(6,007,916.00)	(96,904,462.00)	0.00	7,380,848.00	(104,285,310.00)
Total capital assets being depreciated, net	91,972,778.00	11,885,307.00	103,858,085.00	46,245,736.67	7,380,848.00	142,722,973.67
Governmental activity capital assets, net	113,022,670.00	42,972,886.00	155,995,556.00	67,103,005.61	33,347,612.19	189,750,949.42
Business-Type Activities:						
Capital assets not being depreciated:						
Land			0.00			0.00
Work in Progress			0.00			0.00
Total capital assets not being depreciated	0.00	0.00	0.00	0.00	0.00	0.00
Capital assets being depreciated:						
Land Improvements			0.00			0.00
Buildings			0.00			0.00
Equipment			0.00			0.00
Total capital assets being depreciated	0.00	0.00	0.00	0.00	0.00	0.00
Accumulated Depreciation for:						
Land Improvements			0.00			0.00
Buildings			0.00			0.00
Equipment			0.00			0.00
Total accumulated depreciation	0.00	0.00	0.00	0.00	0.00	0.00
Total capital assets being depreciated, net	0.00	0.00	0.00	0.00	0.00	0.00
Business-type activity capital assets, net	0.00	0.00	0.00	0.00	0.00	0.00

Following is a summary of the critical data elements contained in your unaudited actual data. Since these data may have fiscal implications for your agency, please verify their accuracy before filing your unaudited actual financial reports.

Form	Description	Value
CEA	Percent of Current Cost of Education Expended for Classroom Compensation Must equal or exceed 60% for elementary, 55% for unified, and 50% for high school districts or future apportionments may be affected. (EC 41372)	55.00%
	CEA Deficiency Amount Applicable to districts not exempt from the requirement and not meeting the minimum classroom compensation percentage - see Form CEA for further details.	$0.00
ESMOE	Every Student Succeeds Act (ESSA) Maintenance of Effort (MOE) Determination If MOE Not Met, the 2021-22 apportionment may be reduced by the lesser of the following two percentages:	MOE Met
	MOE Deficiency Percentage - Based on Total Expenditures	
	MOE Deficiency Percentage - Based on Expenditures Per ADA	
GANN	Adjustments to Appropriations Limit Per Government Code Section 7902.1 If this amount is not zero, it represents an increase to your Appropriations Limit. The Department of Finance must be notified of increases within 45 days of budget adoption.	$0.00
	Adjusted Appropriations Limit	$67,470,329.61
	Appropriations Subject to Limit These amounts represent the board approved Appropriations Limit and Appropriations Subject to Limit pursuant to Government Code Section 7906 and EC 42132.	$67,470,329.61
ICR	Preliminary Proposed Indirect Cost Rate Fixed-with-carry-forward indirect cost rate for use in 2021-22, subject to CDE approval.	7.02%

UNAUDITED ACTUAL FINANCIAL REPORT:

To the County Superintendent of Schools:

2019-20 UNAUDITED ACTUAL FINANCIAL REPORT. This report was prepared in accordance with Education Code Section 41010 and is hereby approved and filed by the governing board of the school district pursuant to Education Code Section 42100.

Signed: _____ Date of Meeting: Sep 23, 2020
Clerk/Secretary of the Governing Board
(Original signature required)

To the Superintendent of Public Instruction:

2019-20 UNAUDITED ACTUAL FINANCIAL REPORT. This report has been verified for accuracy by the County Superintendent of Schools pursuant to Education Code Section 42100.

Signed: _____ Date: _____
County Superintendent/Designee
(Original signature required)

For additional information on the unaudited actual reports, please contact:

For County Office of Education:	For School District:
Rebecca Olker	Jim Monreal
Name	Name
Interim, Deputy Superintendent, Business Serv	Asst Superintendent of Busines
Title	Title
(831) 466-5630	(831) 429-3410 x224
Telephone	Telephone
rolker@santacruzcoe.org	jmonreal@sccs.net
E-mail Address	E-mail Address

PART I - CURRENT EXPENSE FORMULA	Total Expense for Year (1)	EDP No.	Reductions (See Note 1) (2)	EDP No.	Current Expense of Education (Col 1 - Col 2) (3)	EDP No.	Reductions (Extracted) (See Note 2) (4a)	Reductions (Overrides)* (See Note 2) (4b)	EDP No.	Current Expense-Part II (Col 3 - Col 4) (5)	EDP No.
1000 - Certificated Salaries	38,067,236.05	301	130,733.86	303	37,936,502.19	305	966,176.78	966,176.78	307	36,970,325.41	309
2000 - Classified Salaries	13,193,688.63	311	86,834.10	313	13,106,854.53	315	871,382.95	1,121,674.13	317	11,985,180.40	319
3000 - Employee Benefits	25,791,062.51	321	726,246.49	323	25,064,816.02	325	904,449.15	944,254.28	327	24,120,561.74	329
4000 - Books, Supplies Equip Replace. (6500)	3,074,079.70	331	6,828.28	333	3,067,251.42	335	316,262.75	628,161.80	337	2,439,089.62	339
5000 - Services. . . & 7300 - Indirect Costs	11,420,067.35	341	137,592.72	343	11,282,474.63	345	3,638,035.23	4,746,825.85	347	6,535,648.78	349
				TOTAL	90,457,898.79	365			TOTAL	82,050,805.95	369

Note 1 - In Column 2, report expenditures for the following programs: Nonagency (Goals 7100-7199), Community Services (Goal 8100), Food Services (Function 3700), Fringe Benefits for Retired Persons (Objects 3701-3702), and Facilities Acquisition & Construction (Function 8500).

Note 2 - In Column 4, report expenditures for: Transportation (Function 3600), Lottery Expenditures (Resource 1100), Special Education Students in Nonpublic Schools (Function 1180), and other federal or state categorical aid in which funds were granted for expenditures in a program not incurring any teacher salary expenditures or requiring disbursement of the funds without regard to the requirements of EC Section 41372.

* If an amount (even zero) is entered in any row of Column 4b or in Line 13b, the form uses only the values in Column 4b and Line 13b rather than the values in Column 4a and Line 13a.

PART II: MINIMUM CLASSROOM COMPENSATION (Instruction, Functions 1000-1999)	Object		EDP No.
1. Teacher Salaries as Per EC 41011	1100	28,480,969.96	375
2. Salaries of Instructional Aides Per EC 41011	2100	2,511,192.90	380
3. STRS	3101 & 3102	8,113,718.24	382
4. PERS	3201 & 3202	441,645.21	383
5. OASDI - Regular, Medicare and Alternative	3301 & 3302	592,216.42	384
6. Health & Welfare Benefits (EC 41372) (Include Health, Dental, Vision, Pharmaceutical, and Annuity Plans)	3401 & 3402	4,477,336.62	385
7. Unemployment Insurance	3501 & 3502	14,216.17	390
8. Workers' Compensation Insurance	3601 & 3602	544,533.48	392
9. OPEB, Active Employees (EC 41372)	3751 & 3752	0.00	
10. Other Benefits (EC 22310)	3901 & 3902	0.00	393
11. SUBTOTAL Salaries and Benefits (Sum Lines 1 - 10)		45,175,829.00	395
12. Less: Teacher and Instructional Aide Salaries and Benefits deducted in Column 2		51,181.54	
13a. Less: Teacher and Instructional Aide Salaries and Benefits (other than Lottery) deducted in Column 4a (Extracted)		264,000.72	396
b. Less: Teacher and Instructional Aide Salaries and Benefits (other than Lottery) deducted in Column 4b (Overrides)*		0.00	396
14. TOTAL SALARIES AND BENEFITS		45,124,647.46	397
15. Percent of Current Cost of Education Expended for Classroom Compensation (EDP 397 divided by EDP 369) Line 15 must equal or exceed 60% for elementary, 55% for unified and 50% for high school districts to avoid penalty under provisions of EC 41372		55.00%	
16. District is exempt from EC 41372 because it meets the provisions of EC 41374. (If exempt, enter 'X')			

PART III: DEFICIENCY AMOUNT

A deficiency amount (Line 5) is only applicable to districts not meeting the minimum classroom compensation percentage required under EC 41372 and not exempt under the provisions of EC 41374.

1. Minimum percentage required (60% elementary, 55% unified, 50% high)	55.00%
2. Percentage spent by this district (Part II, Line 15)	55.00%
3. Percentage below the minimum (Part III, Line 1 minus Line 2)	0.00%
4. District's Current Expense of Education after reductions in columns 4a or 4b (Part I, EDP 369)	82,050,805.95
5. Deficiency Amount (Part III, Line 3 times Line 4)	0.00

PART IV: Explanation for adjustments entered in Part I, Column 4b (required)

Backed out Donation Expenditures in 9010 and 9016 that don't include teachers salaries, Res 6230 Clean Energy Jobs, Drops program, Classified Prof Dev BG, and COVID PPE & Cleaning and Medical.

	Unaudited Balance July 1	Audit Adjustments/ Restatements	Audited Balance July 1	Increases	Decreases	Ending Balance June 30	Amounts Due Within One Year
Governmental Activities:							
General Obligation Bonds Payable	127,544,832.00	(9,822,587.00)	117,722,245.00		8,922,811.00	108,799,434.00	9,028,767.00
State School Building Loans Payable			0.00			0.00	
Certificates of Participation Payable	3,460,000.00	(2,325,000.00)	1,135,000.00		135,000.00	1,000,000.00	135,000.00
Capital Leases Payable			0.00			0.00	
Lease Revenue Bonds Payable			0.00			0.00	
Other General Long-Term Debt			0.00			0.00	
Net Pension Liability	81,444,000.00	520,000.00	81,964,000.00			81,964,000.00	
Total/Net OPEB Liability	14,645,896.00	(300,381.00)	14,345,515.00			14,345,515.00	
Compensated Absences Payable	791,793.00	(138,903.00)	652,890.00	134,309.94		787,199.94	787,199.94
Governmental activities long-term liabilities	227,886,521.00	(12,066,871.00)	215,819,650.00	134,309.94	9,057,811.00	206,896,148.94	9,950,966.94
Business-Type Activities:							
General Obligation Bonds Payable			0.00			0.00	
State School Building Loans Payable			0.00			0.00	
Certificates of Participation Payable			0.00			0.00	
Capital Leases Payable			0.00			0.00	
Lease Revenue Bonds Payable			0.00			0.00	
Other General Long-Term Debt			0.00			0.00	
Net Pension Liability			0.00			0.00	
Total/Net OPEB Liability			0.00			0.00	
Compensated Absences Payable			0.00			0.00	
Business-type activities long-term liabilities	0.00	0.00	0.00	0.00	0.00	0.00	0.00

Section I - Expenditures	Funds 01, 09, and 62 Goals	Functions	Objects	2019-20 Expenditures
A. Total state, federal, and local expenditures (all resources)	All	All	1000-7999	92,835,642.42
B. Less all federal expenditures not allowed for MOE (Resources 3000-5999, except 3385)	All	All	1000-7999	6,671,948.58
C. Less state and local expenditures not allowed for MOE: (All resources, except federal as identified in Line B)				
1. Community Services	All	5000-5999	1000-7999	500.00
2. Capital Outlay	All except 7100-7199	All except 5000-5999	6000-6999	1,068,887.52
3. Debt Service	All	9100	5400-5450, 5800, 7430-7439	3,184.50
4. Other Transfers Out	All	9200	7200-7299	0.00
5. Interfund Transfers Out	All	9300	7600-7629	406,902.15
6. All Other Financing Uses	All	9100 9200	7699 7651	0.00
7. Nonagency	7100-7199	All except 5000-5999, 9000-9999	1000-7999	153,843.81
8. Tuition (Revenue, in lieu of expenditures, to approximate costs of services for which tuition is received)	All	All	8710	0.00
9. Supplemental expenditures made as a result of a Presidentially declared disaster	Manually entered. Must not include expenditures in lines B, C1-C8, D1, or D2.			0.00
10. Total state and local expenditures not allowed for MOE calculation (Sum lines C1 through C9)				1,633,317.98
D. Plus additional MOE expenditures:				
1. Expenditures to cover deficits for food services (Funds 13 and 61) (If negative, then zero)	All	All	1000-7143, 7300-7439 minus 8000-8699	381,904.37
2. Expenditures to cover deficits for student body activities	Manually entered. Must not include expenditures in lines A or D1.			0.00
E. Total expenditures subject to MOE (Line A minus lines B and C10, plus lines D1 and D2)				84,912,280.23

Section II - Expenditures Per ADA		2019-20 Annual ADA/ Exps. Per ADA
A. Average Daily Attendance (Form A, Annual ADA column, sum of lines A6 and C9)		6,119.27
B. Expenditures per ADA (Line I.E divided by Line II.A)		13,876.21

Section III - MOE Calculation (For data collection only. Final determination will be done by CDE)	Total	Per ADA
A. Base expenditures (Preloaded expenditures from prior year official CDE MOE calculation). (Note: If the prior year MOE was not met, CDE has adjusted the prior year base to 90 percent of the preceding prior year amount rather than the actual prior year expenditure amount.)	83,215,949.16	13,584.72
1. Adjustment to base expenditure and expenditure per ADA amounts for LEAs failing prior year MOE calculation (From Section IV)	0.00	0.00
2. Total adjusted base expenditure amounts (Line A plus Line A.1)	83,215,949.16	13,584.72
B. Required effort (Line A.2 times 90%)	74,894,354.24	12,226.25
C. Current year expenditures (Line I.E and Line II.B)	84,912,280.23	13,876.21
D. MOE deficiency amount, if any (Line B minus Line C) (If negative, then zero)	0.00	0.00
E. MOE determination (If one or both of the amounts in line D are zero, the MOE requirement is met; if both amounts are positive, the MOE requirement is not met. If either column in Line A.2 or Line C equals zero, the MOE calculation is incomplete.)	MOE Met	
F. MOE deficiency percentage, if MOE not met; otherwise, zero (Line D divided by Line B) (Funding under ESSA covered programs in FY 2021-22 may be reduced by the lower of the two percentages)	0.00%	0.00%

SECTION IV - Detail of Adjustments to Base Expenditures (used in Section III, Line A.1)

Description of Adjustments	Total Expenditures	Expenditures Per ADA
Total adjustments to base expenditures	0.00	0.00

	2019-20 Calculations			2020-21 Calculations		
	Extracted Data	Adjustments*	Entered Data/ Totals	Extracted Data	Adjustments*	Entered Data/ Totals
A. PRIOR YEAR DATA (2018-19 Actual Appropriations Limit and Gann ADA are from district's prior year Gann data reported to the CDE)	**2018-19 Actual**			**2019-20 Actual**		
1. FINAL PRIOR YEAR APPROPRIATIONS LIMIT (Preload/Line D11, PY column)	64,787,616.93		64,787,616.93			67,470,329.61
2. PRIOR YEAR GANN ADA (Preload/Line B3, PY column)	6,102.00		6,102.00			6,119.27
ADJUSTMENTS TO PRIOR YEAR LIMIT	**Adjustments to 2018-19**			**Adjustments to 2019-20**		
3. District Lapses, Reorganizations and Other Transfers						
4. Temporary Voter Approved Increases						
5. Less: Lapses of Voter Approved Increases						
6. TOTAL ADJUSTMENTS TO PRIOR YEAR LIMIT (Lines A3 plus A4 minus A5)			0.00			0.00
7. ADJUSTMENTS TO PRIOR YEAR ADA (Only for district lapses, reorganizations and other transfers, and only if adjustments to the appropriations limit are entered in Line A3 above)						
B. CURRENT YEAR GANN ADA (2019-20 data should tie to Principal Apportionment Software Attendance reports and include ADA for charter schools reporting with the district)	**2019-20 P2 Report**			**2020-21 P2 Estimate**		
1. Total K-12 ADA (Form A, Line A6)	6,119.27		6,119.27	6,022.92		6,022.92
2. Total Charter Schools ADA (Form A, Line C9)	0.00		0.00	0.00		0.00
3. TOTAL CURRENT YEAR P2 ADA (Line B1 plus B2)			6,119.27			6,022.92
C. CURRENT YEAR LOCAL PROCEEDS OF TAXES/STATE AID RECEIVED	**2019-20 Actual**			**2020-21 Budget**		
TAXES AND SUBVENTIONS (Funds 01, 09, and 62)						
1. Homeowners' Exemption (Object 8021)	269,674.00		269,674.00	277,764.00		277,764.00
2. Timber Yield Tax (Object 8022)	22.00		22.00	23.00		23.00
3. Other Subventions/In-Lieu Taxes (Object 8029)	0.00		0.00	0.00		0.00
4. Secured Roll Taxes (Object 8041)	47,960,392.04		47,960,392.04	49,399,204.00		49,399,204.00
5. Unsecured Roll Taxes (Object 8042)	938,930.32		938,930.32	967,098.00		967,098.00
6. Prior Years' Taxes (Object 8043)	94,842.48		94,842.48	97,687.00		97,687.00
7. Supplemental Taxes (Object 8044)	676,310.13		676,310.13	696,599.00		696,599.00
8. Ed. Rev. Augmentation Fund (ERAF) (Object 8045)	1,119,620.59		1,119,620.59	1,153,209.00		1,153,209.00
9. Penalties and Int. from Delinquent Taxes (Object 8048)	11,406.60		11,406.60	11,749.00		11,749.00
10. Other In-Lieu Taxes (Object 8082)	18,828.90		18,828.90	19,395.00		19,395.00
11. Comm. Redevelopment Funds (objects 8047 & 8625)	7,787,853.68		7,787,853.68	8,021,489.00		8,021,489.00
12. Parcel Taxes (Object 8621)	6,662,820.00		6,662,820.00	6,950,164.00		6,950,164.00
13. Other Non-Ad Valorem Taxes (Object 8622) (Taxes only)	0.00		0.00	0.00		0.00
14. Penalties and Int. from Delinquent Non-LCFF Taxes (Object 8629) (Only those for the above taxes)	0.00		0.00	0.00		0.00
15. Transfers to Charter Schools in Lieu of Property Taxes (Object 8096)						
16. TOTAL TAXES AND SUBVENTIONS (Lines C1 through C15)	65,540,700.74	0.00	65,540,700.74	67,594,381.00	0.00	67,594,381.00
OTHER LOCAL REVENUES (Funds 01, 09, and 62)						
17. To General Fund from Bond Interest and Redemption Fund (Excess debt service taxes) (Object 8914)	0.00		0.00	0.00		0.00
18. TOTAL LOCAL PROCEEDS OF TAXES (Lines C16 plus C17)	65,540,700.74	0.00	65,540,700.74	67,594,381.00	0.00	67,594,381.00

	2019-20 Calculations			2020-21 Calculations		
	Extracted Data	Adjustments*	Entered Data/ Totals	Extracted Data	Adjustments*	Entered Data/ Totals
EXCLUDED APPROPRIATIONS						
19. Medicare (Enter federally mandated amounts only from objs. 3301 & 3302; do not include negotiated amounts)			679,964.51			711,058.00
OTHER EXCLUSIONS						
20. Americans with Disabilities Act						
21. Unreimbursed Court Mandated Desegregation Costs						
22. Other Unfunded Court-ordered or Federal Mandates						
23. TOTAL EXCLUSIONS (Lines C19 through C22)			679,964.51			711,058.00
STATE AID RECEIVED (Funds 01, 09, and 62)						
24. LCFF - CY (objects 8011 and 8012)	14,687,929.00		14,687,929.00	13,400,747.00		13,400,747.00
25. LCFF/Revenue Limit State Aid - Prior Years (Object 8019)	298,691.00		298,691.00	0.00		0.00
26. TOTAL STATE AID RECEIVED (Lines C24 plus C25)	14,986,620.00	0.00	14,986,620.00	13,400,747.00	0.00	13,400,747.00
DATA FOR INTEREST CALCULATION						
27. Total Revenues (Funds 01, 09 & 62; objects 8000-8799)	91,593,156.78		91,593,156.78	91,502,431.00		91,502,431.00
28. Total Interest and Return on Investments (Funds 01, 09, and 62; objects 8660 and 8662)	230,372.03		230,372.03	190,000.00		190,000.00
D. APPROPRIATIONS LIMIT CALCULATIONS	**2019-20 Actual**			**2020-21 Budget**		
PRELIMINARY APPROPRIATIONS LIMIT						
1. Revised Prior Year Program Limit (Lines A1 plus A6)			64,787,616.93			67,470,329.61
2. Inflation Adjustment			1.0385			1.0373
3. Program Population Adjustment (Lines B3 divided by [A2 plus A7]) (Round to four decimal places)			1.0028			0.9843
4. PRELIMINARY APPROPRIATIONS LIMIT (Lines D1 times D2 times D3)			67,470,329.61			68,888,177.43
APPROPRIATIONS SUBJECT TO THE LIMIT						
5. Local Revenues Excluding Interest (Line C18)			65,540,700.74			67,594,381.00
6. Preliminary State Aid Calculation						
a. Minimum State Aid in Local Limit (Greater of $120 times Line B3 or $2,400; but not greater than Line C26 or less than zero)			734,312.40			722,750.40
b. Maximum State Aid in Local Limit (Lesser of Line C26 or Lines D4 minus D5 plus C23; but not less than zero)			2,609,593.38			2,004,854.43
c. Preliminary State Aid in Local Limit (Greater of Lines D6a or D6b)			2,609,593.38			2,004,854.43
7. Local Revenues in Proceeds of Taxes						
a. Interest Counting in Local Limit (Line C28 divided by [Lines C27 minus C28] times [Lines D5 plus D6c])			171,841.54			144,819.87
b. Total Local Proceeds of Taxes (Lines D5 plus D7a)			65,712,542.28			67,739,200.87
8. State Aid in Proceeds of Taxes (Greater of Line D6a, or Lines D4 minus D7b plus C23; but not greater than Line C26 or less than zero)			2,437,751.84			1,860,034.56
9. Total Appropriations Subject to the Limit						
a. Local Revenues (Line D7b)			65,712,542.28			
b. State Subventions (Line D8)			2,437,751.84			
c. Less: Excluded Appropriations (Line C23)			679,964.51			
d. TOTAL APPROPRIATIONS SUBJECT TO THE LIMIT (Lines D9a plus D9b minus D9c)			67,470,329.61			

	2019-20 Calculations			2020-21 Calculations		
	Extracted Data	Adjustments*	Entered Data/ Totals	Extracted Data	Adjustments*	Entered Data/ Totals
10. Adjustments to the Limit Per Government Code Section 7902.1 (Line D9d minus D4; if negative, then zero)			0.00			
If not zero report amount to: Keely Bosler, Director, State Department of Finance, Attention: School Gann Limits, State Capitol, Room 1145, Sacramento, CA 95814						
SUMMARY	**2019-20 Actual**			**2020-21 Budget**		
11. Adjusted Appropriations Limit (Lines D4 plus D10)			67,470,329.61			68,888,177.43
12. Appropriations Subject to the Limit (Line D9d)			67,470,329.61			

* Please provide below an explanation for each entry in the adjustments column.

Jim Monreal
Gann Contact Person

(831) 429-3410 x224
Contact Phone Number

Part I - General Administrative Share of Plant Services Costs

California's indirect cost plan allows that the general administrative costs in the indirect cost pool may include that portion of plant services costs (maintenance and operations costs and facilities rents and leases costs) attributable to the general administrative offices. The calculation of the plant services costs attributed to general administration and included in the pool is standardized and automated using the percentage of salaries and benefits relating to general administration as proxy for the percentage of square footage occupied by general administration.

A. Salaries and Benefits - Other General Administration and Centralized Data Processing

1. Salaries and benefits paid through payroll (Funds 01, 09, and 62, objects 1000-3999 except 3701-3702) (Functions 7200-7700, goals 0000 and 9000) — 3,313,834.25
2. Contracted general administrative positions not paid through payroll
   a. Enter the costs, if any, of general administrative positions performing services ON SITE but paid through a contract, rather than through payroll, in functions 7200-7700, goals 0000 and 9000, Object 5800.
   b. If an amount is entered on Line A2a, provide the title, duties, and approximate FTE of each general administrative position paid through a contract. Retain supporting documentation in case of audit.

B. Salaries and Benefits - All Other Activities

1. Salaries and benefits paid through payroll (Funds 01, 09, and 62, objects 1000-3999 except 3701-3702) (Functions 1000-6999, 7100-7180, & 8100-8400; Functions 7200-7700, all goals except 0000 & 9000) — 73,136,491.77

C. Percentage of Plant Services Costs Attributable to General Administration
(Line A1 plus Line A2a, divided by Line B1; zero if negative) (See Part III, Lines A5 and A6) — 4.53%

Part II - Adjustments for Employment Separation Costs

When an employee separates from service, the local educational agency (LEA) may incur costs associated with the separation in addition to the employee's regular salary and benefits for the final pay period. These additional costs can be categorized as "normal" or "abnormal or mass" separation costs.

Normal separation costs include items such as pay for accumulated unused leave or routine severance pay authorized by governing board policy. Normal separation costs are not allowable as direct costs to federal programs, but are allowable as indirect costs. State programs may have similar restrictions. Where federal or state program guidelines required that the LEA charge an employee's normal separation costs to an unrestricted resource rather than to the restricted program in which the employee worked, the LEA may identify and enter these costs on Line A for inclusion in the indirect cost pool.

Abnormal or mass separation costs are those costs resulting from actions taken by an LEA to influence employees to terminate their employment earlier than they normally would have. Abnormal or mass separation costs include retirement incentives such as a Golden Handshake or severance packages negotiated to effect termination. Abnormal or mass separation costs may not be charged to federal programs as either direct costs or indirect costs. Where an LEA paid abnormal or mass separation costs on behalf of positions in general administrative functions included in the indirect cost pool, the LEA must identify and enter these costs on Line B for exclusion from the pool.

A. Normal Separation Costs (optional)

Enter any normal separation costs paid on behalf of employees of restricted state or federal programs that were charged to an unrestricted resource (0000-1999) in funds 01, 09, and 62 with functions 1000-6999 or 8100-8400 rather than to the restricted program. These costs will be moved in Part III from base costs to the indirect cost pool. Retain supporting documentation.

B. Abnormal or Mass Separation Costs (required)

Enter any abnormal or mass separation costs paid on behalf of general administrative positions charged to unrestricted resources (0000-1999) in funds 01, 09, and 62 with functions 7200-7700. These costs will be moved in Part III from the indirect cost pool to base costs. If none, enter zero. — 0.00

Part III - Indirect Cost Rate Calculation (Funds 01, 09, and 62, unless indicated otherwise)

A.	**Indirect Costs**	
1.	Other General Administration, less portion charged to restricted resources or specific goals (Functions 7200-7600, objects 1000-5999, minus Line B9)	3,267,739.46
2.	Centralized Data Processing, less portion charged to restricted resources or specific goals (Function 7700, objects 1000-5999, minus Line B10)	1,518,357.01
3.	External Financial Audit - Single Audit (Function 7190, resources 0000-1999, goals 0000 and 9000, objects 5000-5999)	62,640.00
4.	Staff Relations and Negotiations (Function 7120, resources 0000-1999, goals 0000 and 9000, objects 1000-5999)	0.00
5.	Plant Maintenance and Operations (portion relating to general administrative offices only) (Functions 8100-8400, objects 1000-5999 except 5100, times Part I, Line C)	430,065.21
6.	Facilities Rents and Leases (portion relating to general administrative offices only) (Function 8700, resources 0000-1999, objects 1000-5999 except 5100, times Part I, Line C)	0.00
7.	Adjustment for Employment Separation Costs	
	a. Plus: Normal Separation Costs (Part II, Line A)	0.00
	b. Less: Abnormal or Mass Separation Costs (Part II, Line B)	0.00
8.	Total Indirect Costs (Lines A1 through A7a, minus Line A7b)	5,278,801.68
9.	Carry-Forward Adjustment (Part IV, Line F)	749,281.63
10.	Total Adjusted Indirect Costs (Line A8 plus Line A9)	6,028,083.31
B.	**Base Costs**	
1.	Instruction (Functions 1000-1999, objects 1000-5999 except 5100)	50,549,787.90
2.	Instruction-Related Services (Functions 2000-2999, objects 1000-5999 except 5100)	12,158,520.80
3.	Pupil Services (Functions 3000-3999, objects 1000-5999 except 4700 and 5100)	9,689,754.60
4.	Ancillary Services (Functions 4000-4999, objects 1000-5999 except 5100)	1,236,413.78
5.	Community Services (Functions 5000-5999, objects 1000-5999 except 5100)	500.00
6.	Enterprise (Function 6000, objects 1000-5999 except 4700 and 5100)	296,819.85
7.	Board and Superintendent (Functions 7100-7180, objects 1000-5999, minus Part III, Line A4)	1,341,449.06
8.	External Financial Audit - Single Audit and Other (Functions 7190-7191, objects 5000-5999, minus Part III, Line A3)	0.00
9.	Other General Administration (portion charged to restricted resources or specific goals only) (Functions 7200-7600, resources 2000-9999, objects 1000-5999; Functions 7200-7600, resources 0000-1999, all goals except 0000 and 9000, objects 1000-5999)	69,911.49
10.	Centralized Data Processing (portion charged to restricted resources or specific goals only) (Function 7700, resources 2000-9999, objects 1000-5999; Function 7700, resources 0000-1999, all goals except 0000 and 9000, objects 1000-5999)	28,306.50
11.	Plant Maintenance and Operations (all except portion relating to general administrative offices) (Functions 8100-8400, objects 1000-5999 except 5100, minus Part III, Line A5)	9,063,648.00
12.	Facilities Rents and Leases (all except portion relating to general administrative offices) (Function 8700, objects 1000-5999 except 5100, minus Part III, Line A6)	0.00
13.	Adjustment for Employment Separation Costs	
	a. Less: Normal Separation Costs (Part II, Line A)	0.00
	b. Plus: Abnormal or Mass Separation Costs (Part II, Line B)	0.00
14.	Student Activity (Fund 08, functions 4000-5999, objects 1000-5999 except 5100)	0.00
15.	Adult Education (Fund 11, functions 1000-6999, 8100-8400, and 8700, objects 1000-5999 except 5100)	78,724.68
16.	Child Development (Fund 12, functions 1000-6999, 8100-8400 & 8700, objects 1000-5999 except 4700 & 5100)	0.00
17.	Cafeteria (Funds 13 & 61, functions 1000-6999, 8100-8400 & 8700, objects 1000-5999 except 4700 & 5100)	1,411,964.50
18.	Foundation (Funds 19 & 57, functions 1000-6999, 8100-8400 & 8700, objects 1000-5999 except 4700 & 5100)	0.00
19.	Total Base Costs (Lines B1 through B12 and Lines B13b through B18, minus Line B13a)	85,925,801.16
C.	**Straight Indirect Cost Percentage Before Carry-Forward Adjustment** **(For information only - not for use when claiming/recovering indirect costs)** (Line A8 divided by Line B19)	6.14%
D.	**Preliminary Proposed Indirect Cost Rate** **(For final approved fixed-with-carry-forward rate for use in 2021-22 see www.cde.ca.gov/fg/ac/ic)** (Line A10 divided by Line B19)	7.02%

Part IV - Carry-forward Adjustment

The carry-forward adjustment is an after-the-fact adjustment for the difference between indirect costs recoverable using the indirect cost rate approved for use in a given year, and the actual indirect costs incurred in that year. The carry-forward adjustment eliminates the need for LEAs to file amended federal reports when their actual indirect costs vary from the estimated indirect costs on which the approved rate was based.

Where the ratio of indirect costs incurred in the current year is less than the estimated ratio of indirect costs on which the approved rate for use in the current year was based, the carry-forward adjustment is limited by using either the approved rate times current year base costs, or the highest rate actually used to recover costs from any program times current year base costs, if the highest rate used was less than the approved rate. Rates used to recover costs from programs are displayed in Exhibit A.

A.	**Indirect costs incurred in the current year (Part III, Line A8)**	5,278,801.68
B.	**Carry-forward adjustment from prior year(s)**	
1.	Carry-forward adjustment from the second prior year	(69,970.97)
2.	Carry-forward adjustment amount deferred from prior year(s), if any	0.00
C.	**Carry-forward adjustment for under- or over-recovery in the current year**	
1.	Under-recovery: Part III, Line A8, plus carry-forward adjustment from prior years, minus (approved indirect cost rate (5.19%) times Part III, Line B19); zero if negative	749,281.63
2.	Over-recovery: Part III, Line A8, plus carry-forward adjustment from prior years, minus the lesser of (approved indirect cost rate (5.19%) times Part III, Line B19) or (the highest rate used to recover costs from any program (5.19%) times Part III, Line B19); zero if positive	0.00
D.	**Preliminary carry-forward adjustment (Line C1 or C2)**	749,281.63

E. Optional allocation of negative carry-forward adjustment over more than one year

Where a negative carry-forward adjustment causes the proposed approved rate to fall below zero or would reduce the rate at which the LEA could recover indirect costs to such an extent that it would cause the LEA significant fiscal harm, the LEA may request that the carry-forward adjustment be allocated over more than one year. Where allocation of a negative carry-forward adjustment over more than one year does not resolve a negative rate, the CDE will work with the LEA on a case-by-case basis to establish an approved rate.

Option 1.	Preliminary proposed approved rate (Part III, Line D) if entire negative carry-forward adjustment is applied to the current year calculation:	not applicable
Option 2.	Preliminary proposed approved rate (Part III, Line D) if one-half of negative carry-forward adjustment is applied to the current year calculation and the remainder is deferred to one or more future years:	not applicable
Option 3.	Preliminary proposed approved rate (Part III, Line D) if one-third of negative carry-forward adjustment is applied to the current year calculation and the remainder is deferred to one or more future years:	not applicable
	LEA request for Option 1, Option 2, or Option 3	1
F.	**Carry-forward adjustment used in Part III, Line A9 (Line D minus amount deferred if Option 2 or Option 3 is selected)**	749,281.63

Approved indirect cost rate: 5.19%
Highest rate used in any program: 5.19%

Fund	Resource	Eligible Expenditures (Objects 1000-5999 except Object 5100)	Indirect Costs Charged (Objects 7310 and 7350)	Rate Used
01	3010	965,976.04	50,134.15	5.19%
01	3060	209,441.98	10,870.04	5.19%
01	3061	4,399.97	228.36	5.19%
01	3310	3,931,419.24	204,040.66	5.19%
01	3410	238,595.38	11,372.41	4.77%
01	3550	71,413.49	3,570.52	5.00%
01	4035	204,817.65	10,630.04	5.19%
01	4127	117,473.45	6,096.87	5.19%
01	4201	6,114.71	122.28	2.00%
01	4203	38,687.38	773.75	2.00%
01	6010	215,384.42	10,769.22	5.00%
01	6387	174,347.09	9,048.61	5.19%
01	6500	10,727,627.75	556,787.85	5.19%
01	6512	389,395.85	20,209.65	5.19%
01	6520	209,892.00	10,893.00	5.19%
01	7311	18,928.15	982.37	5.19%
01	7388	8,018.30	416.15	5.19%
01	7510	97,497.19	5,060.10	5.19%
01	9010	1,349,239.92	2,315.67	0.17%

Description	Object Codes	Lottery: Unrestricted (Resource 1100)	Transferred to Other Resources for Expenditure	Lottery: Instructional Materials (Resource 6300)*	Totals
A. AMOUNT AVAILABLE FOR THIS FISCAL YEAR					
1. Adjusted Beginning Fund Balance	9791-9795	7,151.93		327,854.35	335,006.28
2. State Lottery Revenue	8560	966,004.89		369,425.62	1,335,430.51
3. Other Local Revenue	8600-8799	0.00		0.00	0.00
4. Transfers from Funds of Lapsed/Reorganized Districts	8965	0.00		0.00	0.00
5. Contributions from Unrestricted Resources (Total must be zero)	8980	0.00			0.00
6. Total Available (Sum Lines A1 through A5)		973,156.82	0.00	697,279.97	1,670,436.79
B. EXPENDITURES AND OTHER FINANCING USES					
1. Certificated Salaries	1000-1999	716,188.15			716,188.15
2. Classified Salaries	2000-2999	0.00			0.00
3. Employee Benefits	3000-3999	249,816.74			249,816.74
4. Books and Supplies	4000-4999	0.00		207,629.19	207,629.19
5. a. Services and Other Operating Expenditures (Resource 1100)	5000-5999	0.00			0.00
b. Services and Other Operating Expenditures (Resource 6300)	5000-5999, except 5100, 5710, 5800				
c. Duplicating Costs for Instructional Materials (Resource 6300)	5100, 5710, 5800			18,889.34	18,889.34
6. Capital Outlay	6000-6999	0.00			0.00
7. Tuition	7100-7199	0.00			0.00
8. Interagency Transfers Out					
a. To Other Districts, County Offices, and Charter Schools	7211,7212,7221, 7222,7281,7282	0.00			0.00
b. To JPAs and All Others	7213,7223, 7283,7299	0.00			0.00
9. Transfers of Indirect Costs	7300-7399				
10. Debt Service	7400-7499	0.00			0.00
11. All Other Financing Uses	7630-7699	0.00			0.00
12. Total Expenditures and Other Financing Uses (Sum Lines B1 through B11)		966,004.89	0.00	226,518.53	1,192,523.42
C. ENDING BALANCE (Must equal Line A6 minus Line B12)	979Z	7,151.93	0.00	470,761.44	477,913.37

D. COMMENTS:

This amount is for Istation Math and license fees for instructional technology.

Data from this report will be used to prepare a report to the Legislature as required by Control Section 24.60 of the Budget Act.

*Pursuant to Government Code Section 8880.4(a)(2)(B) and the definition in Education Code Section 60010(h), Resource 6300 funds are to be used for the purchase of instructional materials only. Any amounts in the shaded cells of this column should be reviewed for appropriateness.

Goal	Program/Activity	Direct Costs: Direct Charged (Schedule DCC) Column 1	Direct Costs: Allocated (Schedule AC) Column 2	Direct Costs: Subtotal (col. 1 + 2) Column 3	Central Admin Costs (col. 3 x Sch. CAC line E) Column 4	Other Costs (Schedule OC) Column 5	Total Costs by Program (col. 3 + 4 + 5) Column 6
Instructional Goals							
0001	Pre-Kindergarten	0.00	0.00	0.00	0.00		0.00
1110	Regular Education, K–12	37,495,964.49	16,121,324.41	53,617,288.90	3,894,640.89		57,511,929.79
3100	Alternative Schools	1,067,030.34	458,752.06	1,525,782.40	110,829.45		1,636,611.85
3200	Continuation Schools	619,971.86	362,105.54	982,077.40	71,335.92		1,053,413.32
3300	Independent Study Centers	1,102,952.49	535,210.74	1,638,163.23	118,992.54		1,757,155.77
3400	Opportunity Schools	0.00	0.00	0.00	0.00		0.00
3550	Community Day Schools	0.00	0.00	0.00	0.00		0.00
3700	Specialized Secondary Programs	0.00	0.00	0.00	0.00		0.00
3800	Career Technical Education	0.00	0.00	0.00	0.00		0.00
4110	Regular Education, Adult	0.00	0.00	0.00	0.00		0.00
4610	Adult Independent Study Centers	0.00	0.00	0.00	0.00		0.00
4620	Adult Correctional Education	0.00	0.00	0.00	0.00		0.00
4630	Adult Career Technical Education	0.00	0.00	0.00	0.00		0.00
4760	Bilingual	9,718.65	0.00	9,718.65	705.94		10,424.59
4850	Migrant Education	0.00	0.00	0.00	0.00		0.00
5000-5999	Special Education	18,535,530.18	5,245,384.82	23,780,915.00	1,727,392.90		25,508,307.90
6000	Regional Occupational Ctr/Prg (ROC/P)	2,122,506.93	902,858.04	3,025,364.97	219,755.80		3,245,120.77
Other Goals							
7110	Nonagency - Educational	216,491.64	76,458.68	292,950.32	21,279.26		314,229.58
7150	Nonagency - Other	0.00	0.00	0.00	0.00		0.00
8100	Community Services	500.00	0.00	500.00	36.32		536.32
8500	Child Care and Development Services	0.00	0.00	0.00	0.00		0.00
Other Costs							
----	Food Services					4,671.43	4,671.43
----	Enterprise					296,819.85	296,819.85
----	Facilities Acquisition & Construction					908,357.46	908,357.46
----	Other Outgo					434,292.64	434,292.64
Other Funds ----	Adult Education, Child Development, Cafeteria, Foundation ([Column 3 + CAC, line C5] times CAC, line E)		0.00	0.00	153,771.16		153,771.16
----	Indirect Cost Transfers to Other Funds (Net of Funds 01, 09, 62, Function 7210, Object 7350)				0.00		0.00
----	**Total General Fund and Charter Schools Funds Expenditures**	61,170,666.58	23,702,094.29	84,872,760.87	6,318,740.18	1,644,141.38	92,835,642.43

Unaudited Actuals
2019-20
General Fund and Charter Schools Funds
Program Cost Report
Schedule of Direct Charged Costs (DCC)

Goal	Type of Program	Instruction (Functions 1000-1999)	Instructional Supervision and Administration (Functions 2100-2200)	Library, Media, Technology and Other Instructional Resources (Functions 2420-2495)	School Administration (Function 2700)	Pupil Support Services (Functions 3110-3160 and 3900)	Pupil Transportation (Function 3600)	Ancillary Services (Functions 4000-4999)	Community Services (Functions 5000-5999)	General Administration (Functions 7000-7999, except 7210)*	Plant Maintenance and Operations (Functions 8100-8400)	Facilities Rents and Leases (Function 8700)	Total
Instructional Goals													
0001	Pre-Kindergarten	0.00	0.00	0.00	0.00	0.00	0.00	0.00			0.00	0.00	0.00
1110	Regular Education, K–12	34,587,236.15	41,873.37	1,378,355.37	12,633.27	208,811.19	0.00	1,236,413.78			30,641.36	0.00	37,495,964.49
3100	Alternative Schools	719,944.59	20,350.00	182,710.19	0.00	144,025.56	0.00	0.00			0.00	0.00	1,067,030.34
3200	Continuation Schools	612,841.13	0.00	906.27	1,430.25	4,794.21	0.00	0.00			0.00	0.00	619,971.86
3300	Independent Study Centers	1,035,486.47	0.00	67,446.21	0.00	19.81	0.00	0.00			0.00	0.00	1,102,952.49
3400	Opportunity Schools	0.00	0.00	0.00	0.00	0.00	0.00	0.00			0.00	0.00	0.00
3550	Community Day Schools	0.00	0.00	0.00	0.00	0.00	0.00	0.00			0.00	0.00	0.00
3700	Specialized Secondary Programs	0.00	0.00	0.00	0.00	0.00	0.00	0.00			0.00	0.00	0.00
3800	Career Technical Education	0.00	0.00	0.00	0.00	0.00	0.00	0.00			0.00	0.00	0.00
4110	Regular Education, Adult	0.00	0.00	0.00	0.00	0.00	0.00	0.00			0.00	0.00	0.00
4610	Adult Independent Study Centers	0.00	0.00	0.00	0.00	0.00	0.00	0.00			0.00	0.00	0.00
4620	Adult Correctional Education	0.00	0.00	0.00	0.00	0.00	0.00	0.00			0.00	0.00	0.00
4630	Adult Career Technical Education	0.00	0.00	0.00	0.00	0.00	0.00	0.00			0.00	0.00	0.00
4760	Bilingual	8,200.57	0.00	0.00	1,518.08	0.00	0.00	0.00			0.00	0.00	9,718.65
4850	Migrant Education	0.00	0.00	0.00	0.00	0.00	0.00	0.00			0.00	0.00	0.00
5000-5999	Special Education	13,326,285.56	1,160,990.67	0.00	62,346.29	3,564,839.33	416,633.09	0.00			4,435.24	0.00	18,535,530.18
6000	ROC/P	1,828,332.96	25,000.00	35,314.56	0.00	233,859.41	0.00	0.00			0.00	0.00	2,122,506.93
Other Goals													
7110	Nonagency - Educational	53,912.08	48,364.93	114,214.63	0.00	0.00	0.00	0.00	0.00	0.00	0.00	0.00	216,491.64
7150	Nonagency - Other	0.00	0.00	0.00	0.00	0.00	0.00		0.00	0.00	0.00	0.00	0.00
8100	Community Services		0.00	0.00	0.00	0.00	0.00		500.00	0.00	0.00	0.00	500.00
8500	Child Care and Development Services	0.00	0.00	0.00	0.00	0.00	0.00		0.00	0.00	0.00	0.00	0.00
Total Direct Charged Costs		52,172,239.51	1,296,578.97	1,778,947.23	77,927.89	4,156,349.51	416,633.09	1,236,413.78	500.00	0.00	35,076.60	0.00	61,170,666.58

* Functions 7100-7199 for goals 8100 and 8500

Goal	Type of Program	Allocated Support Costs (Based on factors input on Form PCRAF)			Total
		Full-Time Equivalents	Classroom Units	Pupils Transported	
Instructional Goals					
0001	Pre-Kindergarten	0.00	0.00	0.00	0.00
1110	Regular Education, K–12	9,665,224.16	6,213,383.72	242,716.53	16,121,324.41
3100	Alternative Schools	237,503.97	221,248.09	0.00	458,752.06
3200	Continuation Schools	177,732.14	184,373.40	0.00	362,105.54
3300	Independent Study Centers	277,087.97	258,122.77	0.00	535,210.74
3400	Opportunity Schools	0.00	0.00	0.00	0.00
3550	Community Day Schools	0.00	0.00	0.00	0.00
3700	Specialized Secondary Programs	0.00	0.00	0.00	0.00
3800	Career Technical Education	0.00	0.00	0.00	0.00
4110	Regular Education, Adult	0.00	0.00	0.00	0.00
4610	Adult Independent Study Centers	0.00	0.00	0.00	0.00
4620	Adult Correctional Education	0.00	0.00	0.00	0.00
4630	Adult Career Technical Education	0.00	0.00	0.00	0.00
4760	Bilingual	0.00	0.00	0.00	0.00
4850	Migrant Education	0.00	0.00	0.00	0.00
5000-5999	Special Education (allocated to 5001)	2,306,955.25	2,175,606.17	762,823.40	5,245,384.82
6000	ROC/P	460,361.87	442,496.17	0.00	902,858.04
Other Goals					
7110	Nonagency - Educational	39,584.00	36,874.68	0.00	76,458.68
7150	Nonagency - Other	0.00	0.00	0.00	0.00
8100	Community Services	0.00	0.00	0.00	0.00
8500	Child Care and Development Svcs.	0.00	0.00	0.00	0.00
Other Funds					
- -	Adult Education (Fund 11)		0.00		0.00
- -	Child Development (Fund 12)	0.00	0.00	0.00	0.00
- -	Cafeteria (Funds 13 and 61)		0.00		0.00
Total Allocated Support Costs		13,164,449.36	9,532,105.00	1,005,539.93	23,702,094.29

A.	**Central Administration Costs in General Fund and Charter Schools Funds**	
1	Board and Superintendent (Funds 01, 09, and 62, Functions 7100-7180, Goals 0000-6999 and 9000, Objects 1000-7999)	1,341,449.06
2	External Financial Audits (Funds 01, 09, and 62, Functions 7190-7191, Goals 0000-6999 and 9000, Objects 1000-7999)	62,640.00
3	Other General Administration (Funds 01, 09, and 62, Functions 7200-7600 except 7210, Goal 0000, Objects 1000-7999)	3,342,157.91
4	Centralized Data Processing (Funds 01, 09, and 62, Function 7700, Goal 0000, Objects 1000-7999)	1,572,493.21
5	Total Central Administration Costs in General Fund and Charter Schools Funds	6,318,740.18
B.	**Direct Charged and Allocated Costs in General Fund and Charter Schools Funds**	
1	Total Direct Charged Costs (from Form PCR, Column 1, Total)	61,170,666.58
2	Total Allocated Costs (from Form PCR, Column 2, Total)	23,702,094.29
3	Total Direct Charged and Allocated Costs in General Fund and Charter Schools Funds	84,872,760.87
C.	**Direct Charged Costs in Other Funds**	
1	Adult Education (Fund 11, Objects 1000-5999, except 5100)	78,724.68
2	Child Development (Fund 12, Objects 1000-5999, except 5100)	0.00
3	Cafeteria (Funds 13 & 61, Objects 1000-5999, except 5100)	2,038,233.70
4	Foundation (Funds 19 & 57, Objects 1000-5999, except 5100)	0.00
5	Total Direct Charged Costs in Other Funds	2,116,958.38
D.	**Total Direct Charged and Allocated Costs (B3 + C5)**	86,989,719.25
E.	**Ratio of Central Administration Costs to Direct Charged and Allocated Costs (A5/D)**	7.26%

Type of Activity	Food Services (Function 3700)	Enterprise (Function 6000)	Facilities Acquisition & Construction (Function 8500)	Other Outgo (Functions 9000-9999)	Total
Food Services (Objects 1000-5999, 6400, and 6500)	4,671.43				4,671.43
Enterprise (Objects 1000-5999, 6400, and 6500)		296,819.85			296,819.85
Facilities Acquisition & Construction (Objects 1000-6500)			908,357.46		908,357.46
Other Outgo (Objects 1000-7999)				434,292.64	434,292.64
Total Other Costs	4,671.43	296,819.85	908,357.46	434,292.64	1,644,141.38

Unaudited Actuals
2019-20
General Fund and Charter Schools Funds
Program Cost Report
Schedule of Allocation Factors (AF) for Support Costs

		- - - - - - - - - - - - - - - - - - - Teacher Full-Time Equivalents -				- - - - - - - - Classroom Units - - - - - - -		Pupils Transported
		Instructional Supervision and Administration (Functions 2100-2200)	Library, Media, Technology and Other Instructional Resources (Functions 2420-2495)	School Administration (Function 2700)	Pupil Support Services (Functions 3100-3199 & 3900)	Plant Maintenance and Operations (Functions 8100-8400)	Facilities Rents and Leases (Function 8700)	Pupil Transportation (Function 3600)
A. Amount of Undistributed Expenditures, Funds 01, 09, and 62, Goals 0000 and 9000 (will be allocated based on factors input)		1,427,397.04	1,532,342.41	6,045,327.26	4,159,382.64	9,532,105.00	0.00	1,005,539.93
B. Enter Allocation Factor(s) by Goal: (Note: Allocation factors are only needed for a column if there are undistributed expenditures in line A.)		FTE Factor(s)	FTE Factor(s)	FTE Factor(s)	FTE Factor(s)	CU Factor(s)	CU Factor(s)	PT Factor(s)
Instructional Goals	**Description**							
0001	Pre-Kindergarten							
1110	Regular Education, K–12	244.17	244.17	244.17	244.17	168.50		28.00
3100	Alternative Schools	6.00	6.00	6.00	6.00	6.00		
3200	Continuation Schools	4.49	4.49	4.49	4.49	5.00		
3300	Independent Study Centers	7.00	7.00	7.00	7.00	7.00		
3400	Opportunity Schools							
3550	Community Day Schools							
3700	Specialized Secondary Programs							
3800	Career Technical Education							
4110	Regular Education, Adult							
4610	Adult Independent Study Centers							
4620	Adult Correctional Education							
4630	Adult Career Technical Education							
4760	Bilingual							
4850	Migrant Education							
5000-5999	Special Education (allocated to 5001)	58.28	58.28	58.28	58.28	59.00		88.00
6000	ROC/P	11.63	11.63	11.63	11.63	12.00		
Other Goals	**Description**							
7110	Nonagency - Educational	1.00	1.00	1.00	1.00	1.00		
7150	Nonagency - Other							
8100	Community Services							
8500	Child Care and Development Services							
Other Funds	**Description**							
- -	Adult Education (Fund 11)							
- -	Child Development (Fund 12)							
- -	Cafeteria (Funds 13 & 61)							
C. Total Allocation Factors		332.57	332.57	332.57	332.57	258.50	0.00	116.00

Description	2019-20 Actual	2020-21 Budget	% Diff.
SELPA Name: North Santa Cruz County (SC)			
Date allocation plan approved by SELPA governance:			
I. TOTAL SELPA REVENUES			
A. Base Plus Taxes and Excess ERAF			
1. Base Apportionment			0.00%
2. Local Special Education Property Taxes			0.00%
3. Applicable Excess ERAF			0.00%
4. Total Base Apportionment, Taxes, and Excess ERAF	0.00	0.00	0.00%
B. COLA Apportionment			0.00%
C. Growth Apportionment or Declining ADA Adjustment			0.00%
D. Subtotal (Sum lines A.4, B, and C)	0.00	0.00	0.00%
E. Program Specialist/Regionalized Services Apportionment			0.00%
F. Program Specialist/Regionalized Services for NSS Apportionment			0.00%
G. Low Incidence Apportionment			0.00%
H. Out of Home Care Apportionment			0.00%
I. Extraordinary Cost Pool for NPS/LCI and NSS Mental Health Services Apportionment			0.00%
J. Adjustment for NSS with Declining Enrollment			0.00%
K. Grand Total Apportionment, Taxes and Excess ERAF (Sum lines D through J)	0.00	0.00	0.00%
L. Mental Health Apportionment			0.00%
M. Federal IDEA Local Assistance Grants - Preschool			0.00%
N. Federal IDEA - Section 619 Preschool			0.00%
O. Other Federal Discretionary Grants			0.00%
P. Other Adjustments			0.00%
Q. Total SELPA Revenues (Sum lines K through P)	0.00	0.00	0.00%

Description	2019-20 Actual	2020-21 Budget	% Diff.
II. ALLOCATION TO SELPA MEMBERS			
Santa Cruz County Office of Education (SC00)			0.00%
Live Oak Elementary (SC01)			0.00%
Soquel Union Elementary (SC03)			0.00%
San Lorenzo Valley Unified (SC04)			0.00%
Santa Cruz City High (SC05)			0.00%
Santa Cruz City Elementary (SC06)			0.00%
Scotts Valley Unified (SC07)			0.00%
Bonny Doon Union Elementary (SC08)			0.00%
Happy Valley Elementary (SC09)			0.00%
Mountain Elementary (SC10)			0.00%
Pacific Elementary (SC11)			0.00%
North Santa Cruz County SELPA (SC98)			0.00%
Santa Cruz City Elementary/High (SC99)			0.00%
Pacific Collegiate Charter (SCA1)			0.00%
Delta Charter (SCA2)			0.00%
Total Allocations (Sum all lines in Section II) (Amount must equal Line I.Q)	0.00	0.00	0.00%

Preparer Name: _____

Title: _____

Phone: _____

Current LEA: 44-40261-0000000 Santa Cruz City Elementary/High

(Enter a SELPA ID from the list below then save and close)

Selected SELPA: SC

POTENTIAL SELPAS FOR THIS LEA		DATE APPROVED
ID	SELPA-TITLE	(from Form SEA)
SC	North Santa Cruz County	

Description	Direct Costs - Interfund Transfers In 5750	Direct Costs - Interfund Transfers Out 5750	Indirect Costs - Interfund Transfers In 7350	Indirect Costs - Interfund Transfers Out 7350	Interfund Transfers In 8900-8929	Interfund Transfers Out 7600-7629	Due From Other Funds 9310	Due To Other Funds 9610
01 GENERAL FUND								
Expenditure Detail	0.00	0.00	0.00	0.00				
Other Sources/Uses Detail					2,711,579.00	406,902.15		
Fund Reconciliation							11,636.00	132,560.06
08 STUDENT ACTIVITY SPECIAL REVENUE FUND								
Expenditure Detail	0.00	0.00	0.00	0.00				
Other Sources/Uses Detail					0.00	0.00		
Fund Reconciliation							0.00	0.00
09 CHARTER SCHOOLS SPECIAL REVENUE FUND								
Expenditure Detail	0.00	0.00	0.00	0.00				
Other Sources/Uses Detail					0.00	0.00		
Fund Reconciliation							0.00	0.00
10 SPECIAL EDUCATION PASS-THROUGH FUND								
Expenditure Detail								
Other Sources/Uses Detail								
Fund Reconciliation							0.00	0.00
11 ADULT EDUCATION FUND								
Expenditure Detail	0.00	0.00	0.00	0.00				
Other Sources/Uses Detail					0.00	0.00		
Fund Reconciliation							0.00	0.00
12 CHILD DEVELOPMENT FUND								
Expenditure Detail	0.00	0.00	0.00	0.00				
Other Sources/Uses Detail					0.00	0.00		
Fund Reconciliation							0.00	0.00
13 CAFETERIA SPECIAL REVENUE FUND								
Expenditure Detail	0.00	0.00	0.00	0.00				
Other Sources/Uses Detail					406,902.15	0.00		
Fund Reconciliation							132,560.06	0.00
14 DEFERRED MAINTENANCE FUND								
Expenditure Detail	0.00	0.00						
Other Sources/Uses Detail					0.00	0.00		
Fund Reconciliation							0.00	0.00
15 PUPIL TRANSPORTATION EQUIPMENT FUND								
Expenditure Detail	0.00	0.00						
Other Sources/Uses Detail					0.00	0.00		
Fund Reconciliation							0.00	0.00
17 SPECIAL RESERVE FUND FOR OTHER THAN CAPITAL OUTLAY								
Expenditure Detail								
Other Sources/Uses Detail					0.00	0.00		
Fund Reconciliation							0.00	0.00
18 SCHOOL BUS EMISSIONS REDUCTION FUND								
Expenditure Detail	0.00	0.00						
Other Sources/Uses Detail					0.00	0.00		
Fund Reconciliation							0.00	0.00
19 FOUNDATION SPECIAL REVENUE FUND								
Expenditure Detail	0.00	0.00	0.00	0.00				
Other Sources/Uses Detail						0.00		
Fund Reconciliation							0.00	0.00
20 SPECIAL RESERVE FUND FOR POSTEMPLOYMENT BENEFITS								
Expenditure Detail								
Other Sources/Uses Detail					0.00	0.00		
Fund Reconciliation							0.00	0.00
21 BUILDING FUND								
Expenditure Detail	0.00	0.00						
Other Sources/Uses Detail					0.00	2,711,579.00		
Fund Reconciliation							1,870,800.25	11,636.00
25 CAPITAL FACILITIES FUND								
Expenditure Detail	0.00	0.00						
Other Sources/Uses Detail					0.00	0.00		
Fund Reconciliation							0.00	1,870,800.25
30 STATE SCHOOL BUILDING LEASE/PURCHASE FUND								
Expenditure Detail	0.00	0.00						
Other Sources/Uses Detail					0.00	0.00		
Fund Reconciliation							0.00	0.00
35 COUNTY SCHOOL FACILITIES FUND								
Expenditure Detail	0.00	0.00						
Other Sources/Uses Detail					0.00	0.00		
Fund Reconciliation							0.00	0.00
40 SPECIAL RESERVE FUND FOR CAPITAL OUTLAY PROJECTS								
Expenditure Detail	0.00	0.00						
Other Sources/Uses Detail					0.00	0.00		
Fund Reconciliation							0.00	0.00
49 CAP PROJ FUND FOR BLENDED COMPONENT UNITS								
Expenditure Detail	0.00	0.00						
Other Sources/Uses Detail					0.00	0.00		
Fund Reconciliation							0.00	0.00
51 BOND INTEREST AND REDEMPTION FUND								
Expenditure Detail								
Other Sources/Uses Detail					0.00	0.00		
Fund Reconciliation							0.00	0.00
52 DEBT SVC FUND FOR BLENDED COMPONENT UNITS								
Expenditure Detail								
Other Sources/Uses Detail					0.00	0.00		
Fund Reconciliation							0.00	0.00
53 TAX OVERRIDE FUND								
Expenditure Detail								
Other Sources/Uses Detail					0.00	0.00		
Fund Reconciliation							0.00	0.00
56 DEBT SERVICE FUND								
Expenditure Detail								
Other Sources/Uses Detail					0.00	0.00		
Fund Reconciliation							0.00	0.00
57 FOUNDATION PERMANENT FUND								
Expenditure Detail	0.00	0.00	0.00	0.00				
Other Sources/Uses Detail						0.00		
Fund Reconciliation							0.00	0.00

Description	Direct Costs - Interfund Transfers In 5750	Direct Costs - Interfund Transfers Out 5750	Indirect Costs - Interfund Transfers In 7350	Indirect Costs - Interfund Transfers Out 7350	Interfund Transfers In 8900-8929	Interfund Transfers Out 7600-7629	Due From Other Funds 9310	Due To Other Funds 9610
61 CAFETERIA ENTERPRISE FUND								
Expenditure Detail	0.00	0.00	0.00	0.00				
Other Sources/Uses Detail					0.00	0.00		
Fund Reconciliation							0.00	0.00
62 CHARTER SCHOOLS ENTERPRISE FUND								
Expenditure Detail	0.00	0.00	0.00	0.00				
Other Sources/Uses Detail					0.00	0.00		
Fund Reconciliation							0.00	0.00
63 OTHER ENTERPRISE FUND								
Expenditure Detail	0.00	0.00						
Other Sources/Uses Detail					0.00	0.00		
Fund Reconciliation							0.00	0.00
66 WAREHOUSE REVOLVING FUND								
Expenditure Detail	0.00	0.00						
Other Sources/Uses Detail					0.00	0.00		
Fund Reconciliation							0.00	0.00
67 SELF-INSURANCE FUND								
Expenditure Detail	0.00	0.00						
Other Sources/Uses Detail					0.00	0.00		
Fund Reconciliation							0.00	0.00
71 RETIREE BENEFIT FUND								
Expenditure Detail								
Other Sources/Uses Detail					0.00			
Fund Reconciliation							0.00	0.00
73 FOUNDATION PRIVATE-PURPOSE TRUST FUND								
Expenditure Detail	0.00	0.00						
Other Sources/Uses Detail					0.00			
Fund Reconciliation							0.00	0.00
76 WARRANT/PASS-THROUGH FUND								
Expenditure Detail								
Other Sources/Uses Detail								
Fund Reconciliation							0.00	0.00
95 STUDENT BODY FUND								
Expenditure Detail								
Other Sources/Uses Detail								
Fund Reconciliation							0.00	0.00
TOTALS	0.00	0.00	0.00	0.00	3,118,481.15	3,118,481.15	2,014,996.31	2,014,996.31

SANTA CRUZ CITY SCHOOLS DISTRICT

AGENDA ITEM: Resolution 13-20-21: Gann Limits

MEETING DATE: September 23, 2020

FROM: Jim Monreal, Assistant Superintendent, Business Services

THROUGH: Kris Munro, Superintendent

RECOMMENDATION:
Approve Resolution 13-20-21 to adopt the recalculated Gann Limit for fiscal year 2019-20 and the Gann Limit calculation for 2020-21.

BACKGROUND:
In November 1979, the California electorate passed Proposition 4, commonly referred to as the "Gann Amendment," to the California Constitution. The Gann Amendment requires each government agency and school district in California to adopt an expenditure limitation based upon its appropriations in 1978-79, adjusted by the annual changes in the consumer price index and annual changes in population. This is a routine resolution presented to the Board annually since the passage of Proposition 4. When the State Legislature enacted Senate Bill 98 and Assembly Bill 198 in 1989 to implement Proposition 98, the legislation also amended the statutes governing how to calculate appropriations limits and the State aid subject to those limits. The state's Standardized Account Code Software completes this calculation.

The worksheet recalculates the prior year (2019-20) Gann Limit based on actual average daily attendance and revenues, and calculates the current year 2020-21 Gann Limit based on projected average daily attendance and budgeted revenues.

	2019-20	2020-21
Gann Appropriations Limit	$67,470,330	$68,888,177
Appropriations Subject to Gann Limit	$67,470,330	

FISCAL IMPACT:
None

This work is in direct support of the following District goals and their corresponding metrics:

Goal #5: SCCS will maintain a balanced budget and efficient and effective management.

A RESOLUTION OF THE GOVERNING BOARD OF THE
SANTA CRUZ CITY SCHOOLS
RESOLUTION # 13-20-21
RESOLUTION ADOPTING THE GANN LIMIT AND
APPROVING GANN LIMIT RECALCULATIONS FOR 2019-20
AND CALCULATIONS FOR 2020-21
FOR THE SANTA CRUZ CITY SCHOOL DISTRICT

WHEREAS, in November of 1979, the California electorate did adopt Proposition 4, commonly called the Gann Amendment, which added Article XIII-B to the California Constitution; and,

WHEREAS, the provisions of that Article establish maximum appropriation limitations, commonly called "Gann Limits," for public agencies, including school districts; and,

WHEREAS, the District must establish a revised Gann limit for the 2019-20 fiscal year and a projected Gann limit for the 2020-21 fiscal year for the Santa Cruz City School District in accordance with the provisions of Article XIII-B and applicable statutory law; and

WHEREAS, Government Code Section 7902.1 provides that school districts may increase their Gann Limits under specified circumstances;

NOW, THEREFORE, BE IT RESOLVED that this Board does provide public notice that the attached calculations and documentation of the Gann limits for the 2019-20 and 2020-21 fiscal years for the Santa Cruz City School District are made in accordance with applicable constitutional and statutory law;

AND BE IT FURTHER RESOLVED that this Board does hereby declare that the appropriations in the Budget for the 2019-20 and 2020-21 fiscal years do not exceed the limitations imposed by Proposition 4;

AND BE IT FURTHER RESOLVED that the Superintendent provide copies of this resolution along with the appropriate attachments to interested citizens of the Santa Cruz City School District.

ADOPTED this 23rd day of September, 2020, by the Board of Education of Santa Cruz City Schools by the following roll call vote:

AYES:
NOES:
ABSENT OR NOT VOTING:

_____
President of the Governing Board of Santa Cruz City Schools

Attested to:

_____
Secretary of the Governing Board of Santa Cruz City Schools

	2019-20 Calculations			2020-21 Calculations		
	Extracted Data	Adjustments*	Entered Data/ Totals	Extracted Data	Adjustments*	Entered Data/ Totals
A. PRIOR YEAR DATA (2018-19 Actual Appropriations Limit and Gann ADA are from district's prior year Gann data reported to the CDE)	**2018-19 Actual**			**2019-20 Actual**		
1. FINAL PRIOR YEAR APPROPRIATIONS LIMIT (Preload/Line D11, PY column)	64,787,616.93		64,787,616.93			67,470,329.61
2. PRIOR YEAR GANN ADA (Preload/Line B3, PY column)	6,102.00		6,102.00			6,119.27
ADJUSTMENTS TO PRIOR YEAR LIMIT	**Adjustments to 2018-19**			**Adjustments to 2019-20**		
3. District Lapses, Reorganizations and Other Transfers						
4. Temporary Voter Approved Increases						
5. Less: Lapses of Voter Approved Increases						
6. TOTAL ADJUSTMENTS TO PRIOR YEAR LIMIT (Lines A3 plus A4 minus A5)			0.00			0.00
7. ADJUSTMENTS TO PRIOR YEAR ADA (Only for district lapses, reorganizations and other transfers, and only if adjustments to the appropriations limit are entered in Line A3 above)						
B. CURRENT YEAR GANN ADA (2019-20 data should tie to Principal Apportionment Software Attendance reports and include ADA for charter schools reporting with the district)	**2019-20 P2 Report**			**2020-21 P2 Estimate**		
1. Total K-12 ADA (Form A, Line A6)	6,119.27		6,119.27	6,022.92		6,022.92
2. Total Charter Schools ADA (Form A, Line C9)	0.00		0.00	0.00		0.00
3. TOTAL CURRENT YEAR P2 ADA (Line B1 plus B2)			6,119.27			6,022.92
C. CURRENT YEAR LOCAL PROCEEDS OF TAXES/STATE AID RECEIVED	**2019-20 Actual**			**2020-21 Budget**		
TAXES AND SUBVENTIONS (Funds 01, 09, and 62)						
1. Homeowners' Exemption (Object 8021)	269,674.00		269,674.00	277,764.00		277,764.00
2. Timber Yield Tax (Object 8022)	22.00		22.00	23.00		23.00
3. Other Subventions/In-Lieu Taxes (Object 8029)	0.00		0.00	0.00		0.00
4. Secured Roll Taxes (Object 8041)	47,960,392.04		47,960,392.04	49,399,204.00		49,399,204.00
5. Unsecured Roll Taxes (Object 8042)	938,930.32		938,930.32	967,098.00		967,098.00
6. Prior Years' Taxes (Object 8043)	94,842.48		94,842.48	97,687.00		97,687.00
7. Supplemental Taxes (Object 8044)	676,310.13		676,310.13	696,599.00		696,599.00
8. Ed. Rev. Augmentation Fund (ERAF) (Object 8045)	1,119,620.59		1,119,620.59	1,153,209.00		1,153,209.00
9. Penalties and Int. from Delinquent Taxes (Object 8048)	11,406.60		11,406.60	11,749.00		11,749.00
10. Other In-Lieu Taxes (Object 8082)	18,828.90		18,828.90	19,395.00		19,395.00
11. Comm. Redevelopment Funds (objects 8047 & 8625)	7,787,853.68		7,787,853.68	8,021,489.00		8,021,489.00
12. Parcel Taxes (Object 8621)	6,662,820.00		6,662,820.00	6,950,164.00		6,950,164.00
13. Other Non-Ad Valorem Taxes (Object 8622) (Taxes only)	0.00		0.00	0.00		0.00
14. Penalties and Int. from Delinquent Non-LCFF Taxes (Object 8629) (Only those for the above taxes)	0.00		0.00	0.00		0.00
15. Transfers to Charter Schools in Lieu of Property Taxes (Object 8096)						
16. TOTAL TAXES AND SUBVENTIONS (Lines C1 through C15)	65,540,700.74	0.00	65,540,700.74	67,594,381.00	0.00	67,594,381.00
OTHER LOCAL REVENUES (Funds 01, 09, and 62)						
17. To General Fund from Bond Interest and Redemption Fund (Excess debt service taxes) (Object 8914)	0.00		0.00	0.00		0.00
18. TOTAL LOCAL PROCEEDS OF TAXES (Lines C16 plus C17)	65,540,700.74	0.00	65,540,700.74	67,594,381.00	0.00	67,594,381.00

	2019-20 Calculations			2020-21 Calculations		
	Extracted Data	Adjustments*	Entered Data/ Totals	Extracted Data	Adjustments*	Entered Data/ Totals
EXCLUDED APPROPRIATIONS						
19. Medicare (Enter federally mandated amounts only from objs. 3301 & 3302; do not include negotiated amounts)			679,964.51			711,058.00
OTHER EXCLUSIONS						
20. Americans with Disabilities Act						
21. Unreimbursed Court Mandated Desegregation Costs						
22. Other Unfunded Court-ordered or Federal Mandates						
23. TOTAL EXCLUSIONS (Lines C19 through C22)			679,964.51			711,058.00
STATE AID RECEIVED (Funds 01, 09, and 62)						
24. LCFF - CY (objects 8011 and 8012)	14,687,929.00		14,687,929.00	13,400,747.00		13,400,747.00
25. LCFF/Revenue Limit State Aid - Prior Years (Object 8019)	298,691.00		298,691.00	0.00		0.00
26. TOTAL STATE AID RECEIVED (Lines C24 plus C25)	14,986,620.00	0.00	14,986,620.00	13,400,747.00	0.00	13,400,747.00
DATA FOR INTEREST CALCULATION						
27. Total Revenues (Funds 01, 09 & 62; objects 8000-8799)	91,593,156.78		91,593,156.78	91,502,431.00		91,502,431.00
28. Total Interest and Return on Investments (Funds 01, 09, and 62; objects 8660 and 8662)	230,372.03		230,372.03	190,000.00		190,000.00
D. APPROPRIATIONS LIMIT CALCULATIONS	**2019-20 Actual**			**2020-21 Budget**		
PRELIMINARY APPROPRIATIONS LIMIT						
1. Revised Prior Year Program Limit (Lines A1 plus A6)			64,787,616.93			67,470,329.61
2. Inflation Adjustment			1.0385			1.0373
3. Program Population Adjustment (Lines B3 divided by [A2 plus A7]) (Round to four decimal places)			1.0028			0.9843
4. PRELIMINARY APPROPRIATIONS LIMIT (Lines D1 times D2 times D3)			67,470,329.61			68,888,177.43
APPROPRIATIONS SUBJECT TO THE LIMIT						
5. Local Revenues Excluding Interest (Line C18)			65,540,700.74			67,594,381.00
6. Preliminary State Aid Calculation						
a. Minimum State Aid in Local Limit (Greater of $120 times Line B3 or $2,400; but not greater than Line C26 or less than zero)			734,312.40			722,750.40
b. Maximum State Aid in Local Limit (Lesser of Line C26 or Lines D4 minus D5 plus C23; but not less than zero)			2,609,593.38			2,004,854.43
c. Preliminary State Aid in Local Limit (Greater of Lines D6a or D6b)			2,609,593.38			2,004,854.43
7. Local Revenues in Proceeds of Taxes						
a. Interest Counting in Local Limit (Line C28 divided by [Lines C27 minus C28] times [Lines D5 plus D6c])			171,841.54			144,819.87
b. Total Local Proceeds of Taxes (Lines D5 plus D7a)			65,712,542.28			67,739,200.87
8. State Aid in Proceeds of Taxes (Greater of Line D6a, or Lines D4 minus D7b plus C23; but not greater than Line C26 or less than zero)			2,437,751.84			1,860,034.56
9. Total Appropriations Subject to the Limit						
a. Local Revenues (Line D7b)			65,712,542.28			
b. State Subventions (Line D8)			2,437,751.84			
c. Less: Excluded Appropriations (Line C23)			679,964.51			
d. TOTAL APPROPRIATIONS SUBJECT TO THE LIMIT (Lines D9a plus D9b minus D9c)			67,470,329.61			

	2019-20 Calculations			2020-21 Calculations		
	Extracted Data	Adjustments*	Entered Data/ Totals	Extracted Data	Adjustments*	Entered Data/ Totals
10. Adjustments to the Limit Per Government Code Section 7902.1 (Line D9d minus D4; if negative, then zero)			0.00			
If not zero report amount to: Keely Bosler, Director, State Department of Finance, Attention: School Gann Limits, State Capitol, Room 1145, Sacramento, CA 95814						
SUMMARY	**2019-20 Actual**			**2020-21 Budget**		
11. Adjusted Appropriations Limit (Lines D4 plus D10)			67,470,329.61			68,888,177.43
12. Appropriations Subject to the Limit (Line D9d)			67,470,329.61			

* Please provide below an explanation for each entry in the adjustments column.

Jim Monreal
Gann Contact Person

(831) 429-3410 x224
Contact Phone Number

SANTA CRUZ CITY SCHOOL DISTRICT

AGENDA ITEM: Board Policy 5121: Grades and Evaluation of Student Achievement

MEETING DATE: September 23, 2020

FROM: Kris Munro, Superintendent

RECOMMENDATION:
Approve the new policy as submitted for first or final reading.

BACKGROUND:
These recommendations reflect recent changes in education code and/or case law. The policy has been reviewed by staff to ensure that any required customization for Santa Cruz City Schools has been included. This is standard grading policy received from CSBA, and additional language has been added to address grading practices during county, state, or federal emergencies.

As this policy is new to the district, there is no current policy for comparison review.

This work is in direct support of the following district goals and its corresponding metrics:

Goal #1: All SCCS students will be prepared to successfully access post-secondary college and career opportunities.
Goal #4: We will develop a highly collaborative, professional culture focused on supporting effective teaching.
Goal #6: SCCS will maintain strong communication and partnerships with its diverse community.

Grades/Evaluation of Student Achievement
BP 5121

The Governing Board believes that grades serve a valuable instructional purpose by helping students and parents/guardians understand performance expectations and identifying the student's areas of strength and those areas needing improvement. Parents/guardians and students have the right to receive course grades that represent an accurate evaluation of the student's academic performance.

(cf. 5020 - Parent Rights and Responsibilities)
(cf. 5125.2 - Withholding Grades, Diploma or Transcripts)

The Superintendent or designee shall establish a ~~uniform~~ grading system for all comprehensive sites that shall be applied to all students in that course and grade level. Alternative schools that do not assign grades may utilize a variable credit system. Teachers shall inform students and parents/guardians how academic performance will be evaluated in the classroom.

(cf. 0410 - Nondiscrimination in District Programs and Activities)

A teacher shall base a student's grades solely on the quality of the student's academic work and his/her mastery of course content based on district standards. Students shall have the opportunity to demonstrate this mastery through a variety of methods, including, but not limited to, tests, projects, portfolios, and/or class discussion as appropriate. Other elements that are not a direct measure of knowledge and understanding of course content, such as attendance, effort, student conduct, and work habits, shall not be factored into the academic grade but may be reported separately.

(cf. 6011 - Academic Standards)
(cf. 6162.5 - Student Assessment)

Whenever a student misses an assignment or assessment due to either an excused or unexcused absence, he/she shall be given full credit for subsequent satisfactory completion of the assignment or assessment.

(cf. 6154 - Homework/Makeup Work)

Students in grades K-3 shall receive progress reports at the end of each grading period rather than letter grades.

At all grade levels, report cards may include reports of student progress on specific academic standards applicable to the course and grade level.

When reporting student performance to parents/guardians, teachers may add narrative descriptions, observational notes, and/or samples of classroom work in order to better describe student progress in specific skills and subcategories of achievement.

A report card for a student with a disability may contain information about his/her disability, including whether that student received special education or related services, provided that the report card informs parents/guardians about their child's progress or level of achievement in specific classes, course content, or curriculum. However, transcripts that may be used to inform postsecondary institutions or prospective employers of the student's academic achievements shall not contain information disclosing the student's disability.

(cf. 5125 - Student Records)
(cf. 6159 - Individualized Education Program)
(cf. 6164.6 - Identification and Education Under Section 504)

A grade assigned by the teacher shall not be changed by the Board or the Superintendent except as provided by law, Board policy, or administrative regulation. (Education Code 49066)

(cf. 5125.3 - Challenging Student Records)

The Superintendent or designee shall determine the methodology to be used in calculating students' grade point average (GPA), including the courses to be included within the GPA and whether extra grade weighting shall be applied to Advanced Placement, International Baccalaureate, honors, and/or concurrent postsecondary courses.

Final Grades During County/State/Federal Emergencies
During times of emergencies, such as the global pandemic, fires, earthquakes, or other such disasters, the District may need to suddenly shift all instruction to a virtual setting. This level of disruption to the learning environment as well as the uncertainty of stable learning environments available to students, impacts school staff’s ability to deliver instruction to students that is comparable to what occurs under ordinary circumstances. As such, the District may be required to adopt a grading system to adjust to the situation.

(cf. 6141.4 - International Baccalaureate Program)

(cf. 6141.5 - Advanced Placement)
(cf. 6172 - Gifted and Talented Student Program)
(cf. 6172.1 - Concurrent Enrollment in College Classes)

Legal Reference:
EDUCATION CODE
48070 Promotion and retention
48205 Excused absences
48800-48802 Enrollment of gifted students in community college
48904-48904.3 Withholding grades, diplomas, or transcripts
49066 Grades; finalization; physical education class
49067 Mandated regulations regarding student's achievement
49069.5 Students in foster care, grades and credits
51242 Exemption from physical education based on participation in interscholastic athletics
69432.9 Cal Grant program; notification of grade point average
76000-76002 Enrollment in community college
CODE OF REGULATIONS, TITLE 5
10060 Criteria for reporting physical education achievement, high schools
30008 Definition of high school grade point average for student aid eligibility
UNITED STATES CODE, TITLE 20
1232g Family Education Rights and Privacy Act (FERPA)
CODE OF FEDERAL REGULATIONS, TITLE 34
99.1-99.67 Family Educational Rights and Privacy Act
COURT DECISIONS
Owasso Independent School District v. Falvo, (2002) 534 U.S. 426
Las Virgenes Educators Association v. Las Virgenes Unified School District, (2001) 86 Cal.App.4th 1
Swany v. San Ramon Valley Unified School District, (1989) 720 F.Supp. 764
Johnson v. Santa Monica-Malibu Unified School District Board of Education, (1986) 179 Cal.App.3d 593

Management Resources:
CSBA PUBLICATIONS
Research-Supported Strategies to Improve the Accuracy and Fairness of Grades, Governance Brief, July 2016
U.S. DEPARTMENT OF EDUCATION OFFICE FOR CIVIL RIGHTS CORRESPONDENCE
Report Cards and Transcripts for Students with Disabilities, October 17, 2008
WEB SITES
CSBA: http://www.csba.org
California Department of Education: http://www.cde.ca.gov
California Student Aid Commission: http://www.csac.ca.gov
U.S. Department of Education, Office for Civil Rights: http://www.ed.gov/about/offices/list/ocr

(11/03 7/09) 7/16

SANTA CRUZ CITY SCHOOL DISTRICT

AGENDA ITEM: Meeting Guidelines / Norms / Agreements: Discussion, Review, Next Steps

MEETING DATE: September 23, 2020

FROM: Kris Munro, Superintendent

RECOMMENDATION:
Discuss and make agreements about next steps for our meeting guidelines and norms.

BACKGROUND:

In the spring of 2016, the Governing Board approved a Governance Handbook to serve as a guide for our governance work in Santa Cruz City Schools. Over the years, the guidelines, norms and protocols have been refined to continually improve upon the collaboration of the governance team. Below are our current meeting guidelines / norms and agreements:

MEETING GUIDELINES/NORMS/AGREEMENTS

To support positive, productive meetings in service to students, we use the following norms to guide our board collaboration and communication.

MEETING NORMS

- **Keep learning and achievement for ALL students as the primary focus**
  As our primary mission is to ensure student achievement and this is the lens through which we examine every conversation and decision. Our District values and goals should serve as a primary guide for our actions.

- **Presume positive intentions**
  Assuming that others' intentions are positive promotes and facilitates meaningful dialogue and discussion, and prevents unintentional put-downs. Using positive intentions in speech is one manifestation of this norm.

- **Pay attention to self and others**
  Meaningful dialogue and discussion are facilitated when each group member is conscious of self and of others, and is aware of what (s) he is saying and how it is said as well as how others are responding. This includes paying attention to learning and communication styles when planning, facilitating, and participating in group meetings and conversations. It also includes paying attention to our body language and the body language of others.

- **Seek to understand the diverse range of views in the community to inform board deliberations**
  Use paraphrasing and clarifying questions to work to ensure understanding. Using a paraphrase starter that is comfortable for you – "So…" or "As you are…" or "You're thinking…" – and following the starter with an efficient paraphrase assists members of the group in hearing and understanding one another as they converse and make decisions. Pose questions to ensure thorough understanding and exploration of an issue. Questions may be posed to explore perceptions, assumptions, and interpretations, and to invite others to inquire into their thinking. For example, "What might be some conjectures you are exploring?" Use focusing questions such as, "Which students, specifically?" or "What might be an example of that?" to increase the clarity and precision of group members' thinking. Inquire into others' ideas before advocating one's own.

- **Communicate to staff through the superintendent**
  When concerns, questions or requests arise, it is important that the Superintendent knows and can support the board. It is also important for the Superintendent to monitor, supervise and support workloads, so all communication from the Board should come through the Superintendent.

- **Keep confidential matters confidential**

MEETING AGREEMENTS

- Use signal to speak; wait for recognition from Board President.
- Participants will ask one question at a time. If you feel like your question was misunderstood, please state that you will think about how to best rephrase your question while the next participant proceeds with a new question.
- Board Members will not directly engage with the public during Public Comments; however, the Board President will inform speakers that in the event clarification is needed regarding their comment, please use the sheet on the podium requesting name, contact information and topic so that follow-up may occur as needed.
- Sequence of items for action: a. Presentation; b. Board Questions; c. Questions and comments from the public; d. Motion; e. Board Deliberation; f. Call for vote on motion
- During public comments on agenda items, board members will use regular protocols for comments and questions.
- Board Reports will follow the Superintendent's and Student Representatives' reports on the agenda and will be limited to 2 minutes.
- We will be thoughtful and respectful about electronic device use and will excuse ourselves if we need to respond.

- We will use self-monitoring during Closed Session, Open Session and outside of meetings to remain in the guidelines of the Brown Act & other agreements.

FISCAL IMPACT:
None

This work is in direct support of the following district goals and its corresponding metrics:

Goal #4: We will develop a highly collaborative, professional culture focused on supporting effective teaching.
Goal #6: SCCS will maintain strong communication and partnerships with its diverse community.